

RA 75 Ohm SMB Jack PCB Connector Thru Hole Solder Attachment , .200 inch x .067 inch Hole Spacing

75 Ohm RA SMB jack connector with solder attachment for thru hole PCB (.200 inch x .067 inch hole spacing), part number FMCN1358, from Fairview Microwave is in-stock and ships same day. This SMB jack connector operates up to a maximum frequency of 2 GHz and offers good VSWR of 1.3:1. Its right angle body geometry facilitates connections in tight spaces.

Fairview's 75 ohm SMB jack connector FMCN1358 datasheet specifications and outline drawing are shown in this PDF below. Our extensive offering of RF, microwave and millimeter wave connectors allows designers to configure and customize their signal connections however they like. From providing an I/O for a board design to creating a custom cable assembly configuration, Fairview Microwave has a connector solution to meet your needs. Fairview Microwave also has the expertise to build your custom cable assemblies for you and ship them same-day.

Electrical Specifications

| Description | Min | Typ | Max | Units |
|------------------------|-----|-----|-------|-------|
| Frequency Range | DC | | 2 | GHz |
| VSWR | | | 1.3:1 | |
| Operating Voltage (AC) | | | 335 | Vrms |

Mechanical Specifications

| | |
|-------------|---------------------|
| Size | |
| Length | 0.67 in [17.02 mm] |
| Width/Dia. | 0.375 in [9.53 mm] |
| Height | 0.575 in [14.61 mm] |

Material Specifications

| Description | Material | Plating |
|-------------|----------|------------------------|
| Contact | Brass | Gold 30 µin minimum |
| Insulation | PTFE | |
| Body | Brass | Gold 3 µin minimum |

Environmental Specifications

| | |
|--------------------|-------------------|
| Temperature | |
| Operating Range | -65 to +165 deg C |

Compliance Certifications (see [product page](#) for current document)

Plotted and Other Data

Notes:



Configuration:

- SMB Jack Connector
- 75 Ohms
- Right Angle Body Geometry
- Thru Hole Interface Type
- Solder Attachment

Features:

- Operating Frequency of 2 GHz Max.
- Good VSWR of 1.3:1
- Gold Plated Brass Contact
- 30 µin minimum contact plating

Applications:

- General Purpose Test
- PCB Applications

Fairview Microwave
1130 Junction Dr. #100
Allen, TX 75013
Tel: 1-800-715-4396 / (972) 649-6678
Fax: (972) 649-6689
www.fairviewmicrowave.com
sales@fairviewmicrowave.com


Assembly Instruction

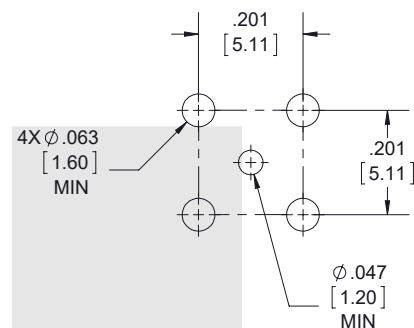
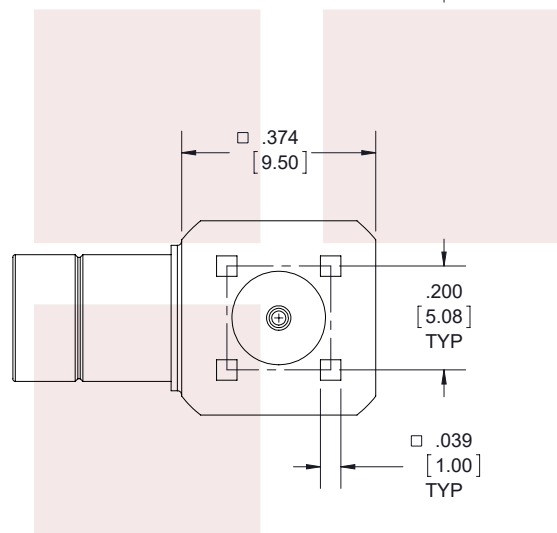
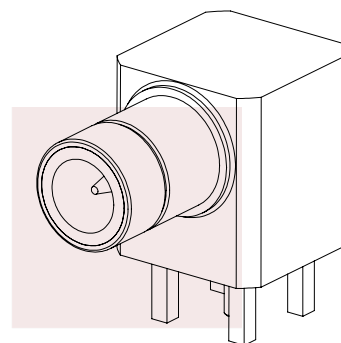
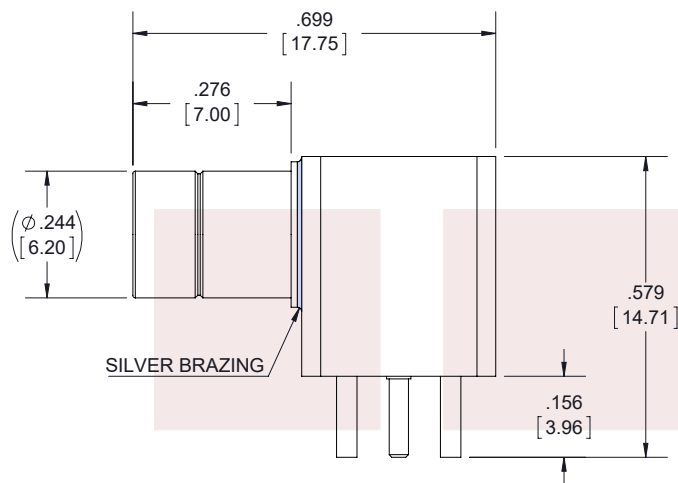
RA 75 Ohm SMB Jack PCB Connector Thru Hole Solder Attachment , .200 inch x .067 inch Hole Spacing from Fairview Microwave is in-stock and available to ship same-day. All of our RF/microwave products are available off-the-shelf from our ISO 9001:2008 certified facilities in Allen, Texas. Fairview Microwave is RF on-demand.

For additional information on this product, please click the following link: [RA 75 Ohm SMB Jack PCB Connector Thru Hole Solder Attachment , .200 inch x .067 inch Hole Spacing FMCN1358](#)

URL: <https://www.fairviewmicrowave.com/smb-jack-thru-hole-pcb-connector-fmcn1358-p.aspx>

The information contained in this document is accurate to the best of our knowledge and representative of the part described herein. It may be necessary to make modifications to the part and/or the documentation of the part, in order to implement improvements. Fairview Microwave reserves the right to make such changes as required. Unless otherwise stated, all specifications are nominal. Fairview Microwave does not make any representation or warranty regarding the suitability of the part described herein for any particular purpose, and Fairview Microwave does not assume any liability arising out of the use of any part or documentation.





MOUNTING HOLE

STANDARD TOLERANCES

.X ±0.2
.XX ±0.01
.XXX ±0.005

*STANDARD TOLERANCES APPLY
ONLY TO DIMENSIONS IN INCHES

FAIRVIEW MICROWAVE INC.

ALLEN, TX 75013 WWW.FAIRVIEWMICROWAVE.COM

NOTES:

1. UNLESS OTHERWISE SPECIFIED ALL DIMENSIONS ARE NOMINAL.
2. ALL SPECIFICATIONS ARE SUBJECT TO CHANGE WITHOUT NOTICE AT ANY TIME.
3. DIMENSIONS ARE IN INCHES [mm].

TITLE

RA 75 Ohm SMB Jack PCB Connector Thru Hole Solder
Attachment , .200 inch x .067 inch Hole Spacing

DWG NO

FMCN1358

CAGE CODE

3FKR5

CAD FILE

100217

SHEET

1 OF 1

SCALE

N/A

SIZE

A 7361