

RA SMA Male to SMA Female 2 Hole Flange Cable Tinned Copper RG405 Type .086 Coax in 48 Inch

The RA SMA male to SMA female 2 hole flange 48 inch cable using Tinned Copper RG405 type .086 coax, part number FMCA3075-48, from Fairview Microwave is in-stock and ships same day. This Fairview SMA to SMA cable assembly has a male to female gender configuration with 50 ohm semi-rigid FM-SR086CUTN-STR coax. Fairview Microwave's semi-rigid RF cable assemblies are ideal for high performance applications and can be formed, using proper tooling, to the routing pattern required. The FMCA3075-48 SMA male to SMA female cable assembly operates to 12.4 GHz. The right angle SMA interface on the FM-SR086CUTN-STR cable allows for easier connections in tight spaces. Our RF cable assembly with SMA 2 hole flange interface allows designers to create external connections on their product enclosures, and can be used in a variety of other rack mount and panel mount applications.

Custom versions of most RF cable assemblies can be built and shipped same day. Custom cable assembly lengths can be obtained by specifying the desired length on the web site at time of order or by contacting a sales representative. Other RF cable assembly value added services including connector orientation or clocking, heat shrink booting and labeling are also available. RF testing can also be performed to document the electrical performance of your cable assembly.

Electrical Specifications

Description	Min	Typ	Max	Units
Frequency Range	DC		12.4	GHz
VSWR			1.5:1	

Performance by Frequency

Description	F1	F2	F3	F4	F5	Units
Frequency	1	2.5	5	12.4		GHz
Insertion Loss (Typ.)	1.18	1.54	2.18	3.86		dB

Electrical Specification Notes:

The Insertion Loss data above is based on the performance specifications of the coax cable and connectors used in this assembly. The Insertion Loss includes an estimated insertion loss of 0.1 dB for the straight connector and 0.2 dB for the right angle connector.

Mechanical Specifications

Cable Assembly

Length*	48 in [121.92 cm]
Weight	0.073 lbs [33.11 g]

Cable

Cable Type	FM-SR086CUTN-STR
Impedance	50 Ohms
Inner Conductor Type	Solid
Inner Conductor Material and Plating	Copper Clad Steel, Silver
Dielectric Type	PTFE
Number of Shields	1
Shield Layer 1	Tinned Copper



Configuration:

- SMA Male Right Angle
- SMA Female 2 Hole Flange
- FM-SR086CUTN-STR

Features:

- Max Frequency 12.4 GHz

Applications:

- General Purpose
- Laboratory Use

Fairview Microwave
 301 Leora Ln., Suite 100
 Lewisville, TX 75056
 Tel: 1-800-715-4396 / (972) 649-6678
 Fax: (972) 649-6689
www.fairviewmicrowave.com
sales@fairviewmicrowave.com

One Time Minimum Bend Radius 0.05 in [1.27 mm]

Connectors

Description	Connector 1	Connector 2
Type	SMA Male	SMA Female
Mount Method		2 Hole Flange
Specification	MIL-STD-348A	MIL-STD-348
Impedance	50 Ohms	50 Ohms
Contact Material & Plating	Brass, Gold	Beryllium Copper, Gold
Contact Plating Spec.	50 µin minimum	MIL-G-45204
Dielectric Type	PTFE	PTFE
Body Material & Plating	Stainless Steel, Gold	Stainless Steel, Gold
Body Plating Spec.	30 µin minimum	MIL-G-45204
Coupling Nut Material & Plating	Brass, Nickel	
Coupling Nut Plating Spec.	100 µin minimum	
Hex Size	5/16 inch	
Torque	3 in-lbs 0.34 Nm	

Environmental Specifications
Temperature

Operating Range -55 to +125 deg C

Compliance Certifications (see [product page](#) for current document)

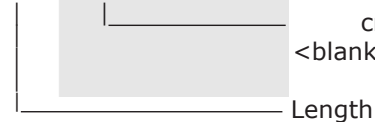
Plotted and Other Data

Notes:

How to Order

Part Number Configuration:

FMCA3075 - xx uu

 cm = Centimeters
 <blank> = Inches

 Example: FMCA3075-12 = 12 inches long cable
 FMCA3075-100cm = 100 cm long cable

RA SMA Male to SMA Female 2 Hole Flange Cable Tinned Copper RG405 Type .086 Coax in 48 Inch from Fairview Microwave has same day shipment for domestic and International orders. Our RF, microwave and millimeter wave products maintain a 99% availability and are part of the broadest selection in the industry.

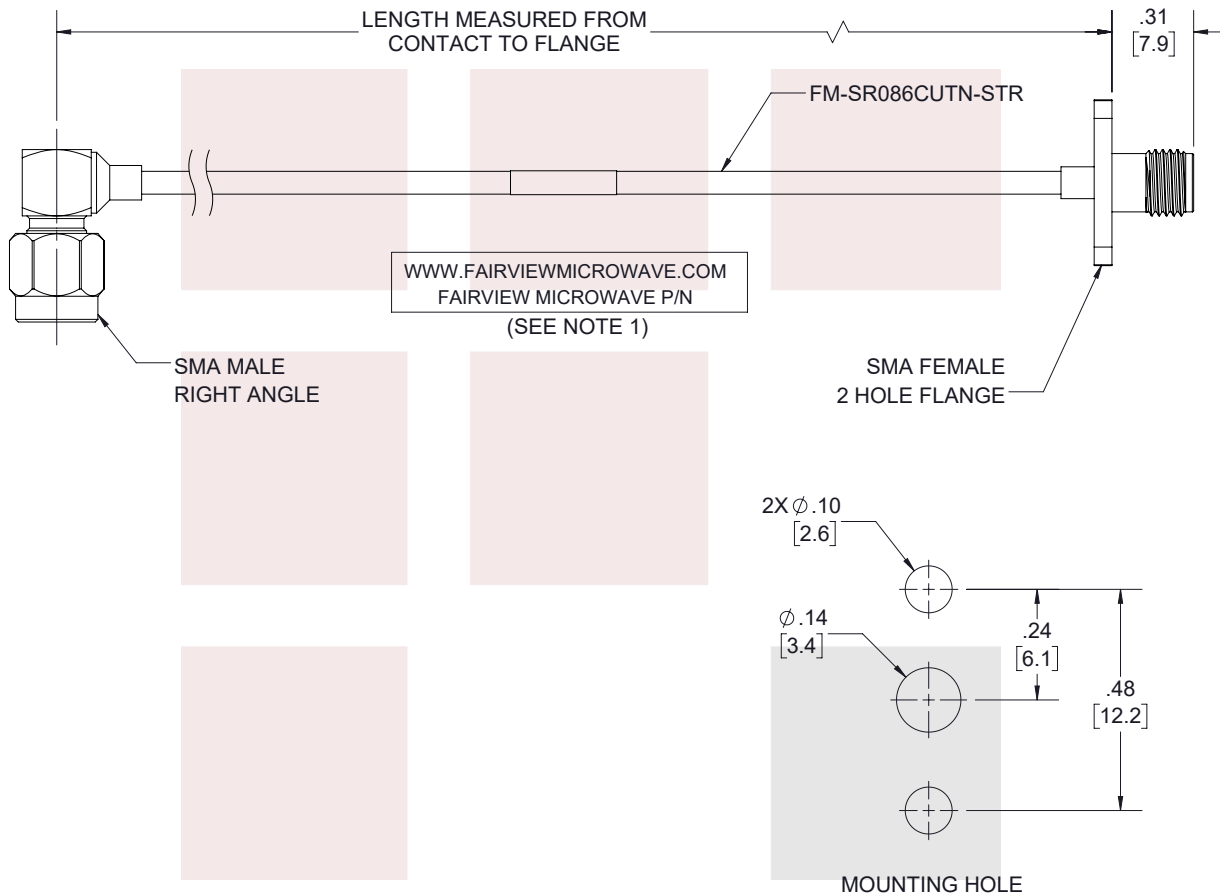
Click the following link to obtain additional part information: [RA SMA Male to SMA Female 2 Hole Flange Cable Tinned Copper RG405 Type .086 Coax in 48 Inch FMCA3075-48](#)

URL: <https://www.fairviewmicrowave.com/ra-sma-male-to-sma-female-2-hole-flange-cable-tinned-copper-rg405-type-.086-coax-in-48-inch-fmca3075-48-p.aspx>

The information contained in this document is accurate to the best of our knowledge and representative of the part described herein. It may be necessary to make modifications to the part and/or the documentation of the part, in order to implement improvements. Fairview Microwave reserves the right to make such changes as required. Unless otherwise stated, all specifications are nominal. Fairview Microwave does not make any representation or warranty regarding the suitability of the part described herein for any particular purpose, and Fairview Microwave does not assume any liability arising out of the use of any part or documentation.



REVISIONS			
REV.	DESCRIPTION	DATE	APPROVED
A	INITIAL RELEASE	07/27/22	AGANWANI



NOTES:

1. CABLES 36" AND UNDER HAVE 1 LABEL CENTERED. CABLES OVER 36" HAVE 2 LABELS, ONE AT EACH END 6.0" FROM THE FRONT OF THE CONNECTOR.

THESE COMMODITIES, TECHNOLOGY OR SOFTWARE WERE EXPORTED FROM THE UNITED STATES IN ACCORDANCE WITH THE EXPORT ADMINISTRATION REGULATIONS. DIVERSION CONTRARY TO U.S. LAW PROHIBITED.

TITLE

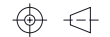
RA SMA Male to SMA Female 2 Hole Flange Cable
Tinned Copper RG405 Type .086 Coax in 48 Inch

UNLESS OTHERWISE SPECIFIED LEADING DIMENSIONS ARE INCHES
DIMENSIONS IN [] ARE MILLIMETERS

TOLERANCES: CABLE LENGTH (L) TOLERANCES:

.X = ±.2 [5.08]	FRACTIONS	L ≤ 12 [305] = +1 [25] / -0
.XX = ±.02 [.51]	± 1/32	12 [305] < L ≤ 60 [1524] = +2 [51] / -0
.XXX = ±.005 [.13]	ANGLES ± 1°	60 [1524] < L ≤ 120 [3048] = +4 [102] / -0
		120 [3048] < L ≤ 300 [7620] = +6 [152] / -0
		300 [7620] < L = +5%L / -0

THIRD-ANGLE PROJECTION



THE INFORMATION AND DESIGN IN THIS DOCUMENT IS THE PROPERTY OF FAIRVIEW MICROWAVE CORPORATION. ALL RIGHTS RESERVED.

SHEET 1 OF 1

ALL DIMENSIONS SHOWN ARE FOR REFERENCE ONLY.

SCALE N/A

SIZE A	CAGE CODE 3FKR5	DRAWN BY VTHANGARAJ	ITEM NO. FMCA3075	REV A
-----------	--------------------	------------------------	----------------------	----------

T-Rev.D