

## 2.92mm Male to 2.92mm Female Cable RG402 Type .141 Coax in 24 Inch

The 2.92mm male to 2.92mm female cable using RG402 type .141 coax, part number FMCA2829-24, from Fairview Microwave is in-stock and ships same day. This Fairview 2.92mm to 2.92mm cable assembly has a male to female gender configuration with 50 ohm semi-rigid FM-SR141CU-STR coax. Fairview Microwave's semi-rigid RF cable assemblies are ideal for high performance applications and can be formed, using proper tooling, to the routing pattern required.

Custom versions of most RF cable assemblies can be built and shipped same day. Custom cable assembly lengths can be obtained by specifying the desired length on the web site at time of order or by contacting a sales representative. Other RF cable assembly value added services including connector orientation or clocking, heat shrink booting and labeling are also available. RF testing can also be performed to document the electrical performance of your cable assembly.

### Electrical Specifications

Description	Min	Typ	Max	Units
Velocity of Propagation		69.5		%

### Mechanical Specifications

#### Cable Assembly

Length\* 24 in [609.6 mm]


#### Cable

Cable Type FM-SR141CU-STR  
 Impedance 50 Ohms  
 Inner Conductor Type Solid  
 Inner Conductor Material and Plating Copper Clad Steel, Silver  
 Dielectric Type PTFE  
 Number of Shields 1  
 Outer Conductor Material and Plating Copper

Repeated Minimum Bend Radius 0.25 in [6.35 mm]

#### Connectors

Description	Connector 1	Connector 2
Type	2.92mm Male	2.92mm Female
Impedance	50 Ohms	50 Ohms
Contact Material & Plating	Beryllium Copper, Gold over Nickel	Gold
Contact Plating Spec.	50 µin minimum	
Dielectric Type	PCTFE	PPO
Body Material & Plating	Stainless Steel, Gold over Nickel	Passivated Stainless Steel
Body Plating Spec.	50 µin minimum	
Coupling Nut Material & Plating	Stainless Steel, Gold over Nickel	
Coupling Nut Plating Spec.	50 µin minimum	
Hex Size	5/16 inch	
Torque	8 in-lbs 0.9 Nm	



### Configuration:

- 2.92mm Male
- 2.92mm Female
- FM-SR141CU-STR

### Features:

- 69.5% Phase Velocity

### Applications:

- General Purpose
- Laboratory Use

Fairview Microwave  
 301 Leora Ln., Suite 100  
 Lewisville, TX 75056  
 Tel: 1-800-715-4396 / (972) 649-6678  
 Fax: (972) 649-6689  
[www.fairviewmicrowave.com](http://www.fairviewmicrowave.com)  
[sales@fairviewmicrowave.com](mailto:sales@fairviewmicrowave.com)

**Compliance Certifications** (see [product page](#) for current document)

**Plotted and Other Data**

Notes:

**How to Order**

Part Number Configuration:

**FMCA2829 - xx uu**

cm = Centimeters  
<blank> = Inches

Length

Example: FMCA2829-12 = 12 inches long cable  
FMCA2829-100cm = 100 cm long cable

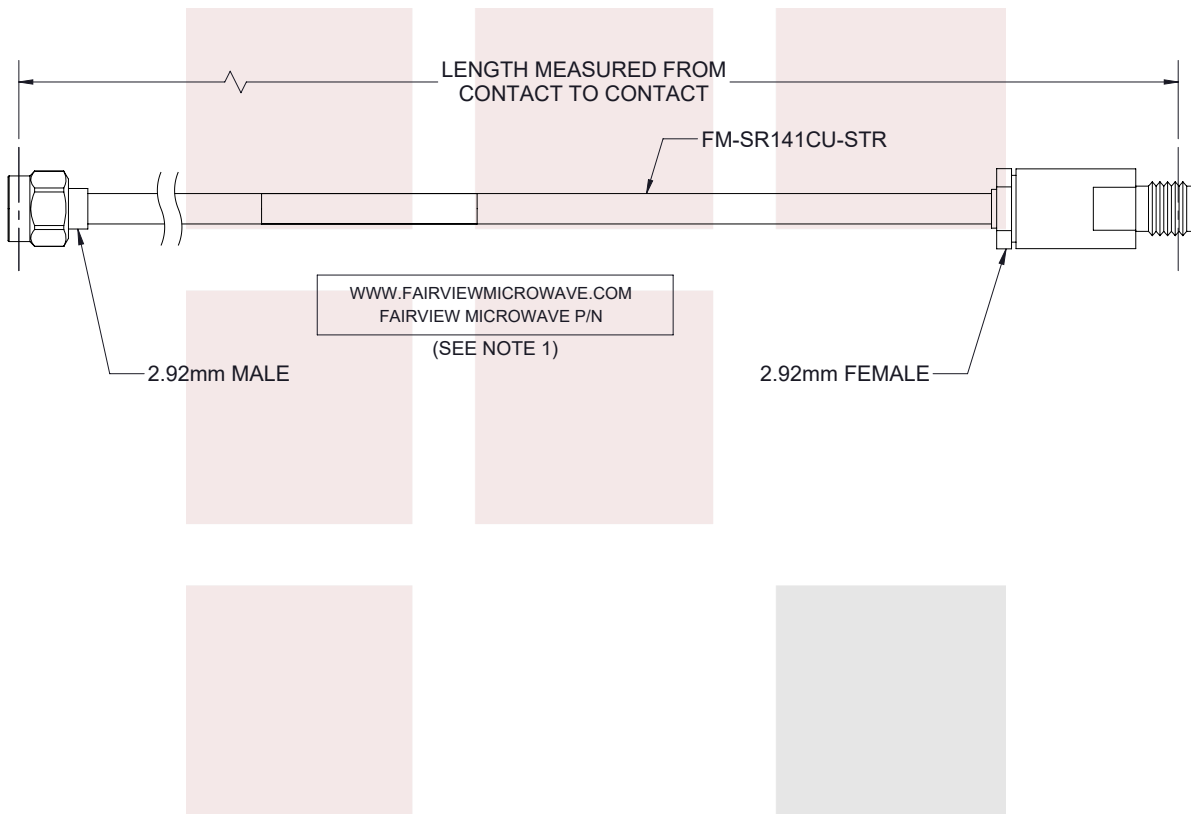
2.92mm Male to 2.92mm Female Cable RG402 Type .141 Coax in 24 Inch from Fairview Microwave has same day shipment for domestic and International orders. Our RF, microwave and millimeter wave products maintain a 99% availability and are part of the broadest selection in the industry.

Click the following link to obtain additional part information: [2.92mm Male to 2.92mm Female Cable RG402 Type .141 Coax in 24 Inch FMCA2829-24](#)

URL: <https://www.fairviewmicrowave.com/2.92mm-male-to-2.92mm-female-cable-rg402-type-.141-coax-fmca2829-24-p.aspx>

The information contained in this document is accurate to the best of our knowledge and representative of the part described herein. It may be necessary to make modifications to the part and/or the documentation of the part, in order to implement improvements. Fairview Microwave reserves the right to make such changes as required. Unless otherwise stated, all specifications are nominal. Fairview Microwave does not make any representation or warranty regarding the suitability of the part described herein for any particular purpose, and Fairview Microwave does not assume any liability arising out of the use of any part or documentation.



REVISIONS			
REV.	DESCRIPTION	DATE	APPROVED
A	INITIAL RELEASE	07/17/2022	AGANWANI



**NOTES:**

1. CABLES 36" AND UNDER HAVE 1 LABEL CENTERED.  
CABLES OVER 36" HAVE 2 LABELS, ONE AT EACH END  
6.0" FROM THE FRONT OF THE CONNECTOR.

THESE COMMODITIES, TECHNOLOGY OR SOFTWARE WERE EXPORTED FROM THE UNITED STATES IN ACCORDANCE WITH THE EXPORT ADMINISTRATION REGULATIONS. DIVERSION CONTRARY TO U.S. LAW PROHIBITED.

 <b>Fairview Microwave</b> an INFINIT <sup>®</sup> brand	UNLESS OTHERWISE SPECIFIED LEADING DIMENSIONS ARE INCHES DIMENSIONS IN [ ] ARE MILLIMETERS		THIRD-ANGLE PROJECTION 		
	<b>TOLERANCES:</b>		<b>CABLE LENGTH (L) TOLERANCES:</b>		
.X = ±.2 [ .51]    FRACTIONS ± 1/32 .XX = ±.02 [ .51]    ± 1/32 .XXX = ±.005 [ .13]    ANGLES ± 1°		L ≤ 12 [305] = +1 [25] / -0 12 [305] < L ≤ 60 [1524] = +2 [51] / -0 60 [1524] < L ≤ 120 [3048] = +4 [102] / -0 120 [3048] < L ≤ 300 [7620] = +6 [152] / -0 300 [7620] < L = +5%L / -0		THE INFORMATION AND DESIGN IN THIS DOCUMENT IS THE PROPERTY OF FAIRVIEW MICROWAVE CORPORATION. ALL RIGHTS RESERVED. SHEET 1 OF 1	
TITLE <b>2.92mm Male to 2.92mm Female Cable RG402 Type .141 Coax in 24 Inch</b>			ALL DIMENSIONS SHOWN ARE FOR REFERENCE ONLY.		
SIZE <b>A</b>	CAGE CODE <b>3FKR5</b>	DRAWN BY <b>PSRINIVAS</b>	ITEM NO. <b>FMCA2829</b>	SCALE <b>N/A</b>	
				REV <b>A</b>	

T-Rev.D