

6G SDI 75 Ohm HD-BNC Male to 75 Ohm 1.0/2.3 Male Cable 75 Ohm 1694A-GR Coax

The 75 ohm HD-BNC male to 75 ohm 1.0/2.3 male cable using 75 ohm 1694A-GR coax, part number FMCA2677/GR, from Fairview Microwave is in-stock and ships same day. This Fairview HD-BNC to 1.0/2.3 cable assembly has a male to male gender configuration with 75 ohm flexible Belden 1694A-GR coax. Fairview Microwave's flexible RF cable assemblies are ideal for applications where tight bends and continual flexure are required. The FMCA2677/GR HD-BNC male to 1.0/2.3 male cable assembly operates to 6 GHz and enables 6Gb/s data transfer rates for high resolution uncompressed video signal transmission. These products offer 4K and Ultra-HD quality signals that meet SMPTE Standard 2081-1.

Custom versions of most RF cable assemblies can be built and shipped same day. Custom cable assembly lengths can be obtained by specifying the desired length on the web site at time of order or by contacting a sales representative. Other RF cable assembly value added services including connector orientation or clocking, heat shrink booting and labeling are also available. RF testing can also be performed to document the electrical performance of your cable assembly.

Electrical Specifications

Description	Min	Typ	Max	Units
Frequency Range	DC		6	GHz
VSWR			1.5:1	
Velocity of Propagation		82		%
Group Delay	4.06 [13.32]			ns/ft [ns/m]
Capacitance	16.2 [53.15]			pF/ft [pF/m]
Inductance	0.347 [1.14]			uH/ft [uH/m]
DC Resistance Inner Conductor	6.4 [21]			Ω /1000ft [Ω /Km]
DC Resistance Outer Conductor	3.8 [12.47]			Ω /1000ft [Ω /Km]
Operating Voltage (AC)			300	Vrms

Performance by Frequency

Description	F1	F2	F3	F4	F5	Units
Frequency	0.25	0.5	1	2.5	6	GHz
Insertion Loss (Typ.)	0.03	0.043	0.063	0.103	0.177	dB/ft
	0.1	0.14	0.21	0.34	0.58	dB/m

Electrical Specification Notes:

Insertion Loss does not include the loss of the connectors. Insertion Loss is estimated as 0.1 dB per connector.

Mechanical Specifications

Cable Assembly

Weight 0.1 lbs [45.36 g]

Cable

Cable Type Belden 1694A-GR
 Impedance 75 Ohms
 Inner Conductor Type Solid



Configuration:

- HD-BNC Male
- 1.0/2.3 Male
- Belden 1694A-GR

Features:

- Max Frequency 6 GHz
- 82% Phase Velocity
- PVC Jacket
- Meets SMPTE ST 2081-1
- 6Gb/s Transmission
- Cost Effective

Applications:

- General Purpose
- Laboratory Use
- 6G-SDI, Video, and Broadband UHDTV
- Broadband Internet Delivery
- Broadcast A/V
- 4K/8K Video Equipment
- Medical Equipment Requiring High Speed Video
- HD Cameras

Fairview Microwave
 301 Leora Ln., Suite 100
 Lewisville, TX 75056
 Tel: 1-800-715-4396 / (972) 649-6678
 Fax: (972) 649-6689
www.fairviewmicrowave.com
sales@fairviewmicrowave.com

Inner Conductor Material and Plating	Copper, Bare
Dielectric Type	PE
Number of Shields	1
Shield Layer 1	Aluminum Polyester
Shield Layer 2	Tinned Copper
Jacket Material	PVC, Green
Jacket Diameter	0.274 in [6.96 mm]

Connectors

Description	Connector 1	Connector 2
Type	HD-BNC Male	1.0/2.3 Male
Impedance	75 Ohms	75 Ohms
Contact Material & Plating	Brass, Gold	Brass, Gold
Contact Plating Spec.	10 µin minimum	10 µin minimum
Dielectric Type	PTFE	PTFE
Outer Cond Material & Plating	Brass, Nickel	Brass, Gold
Outer Cond Plating Spec.	50 µin minimum	3 µin minimum
Body Material & Plating	Brass, Nickel	Brass, Nickel
Body Plating Spec.	100 µin minimum	100 µin minimum
Seal Gasket Material	Silicone	

Environmental Specifications

Temperature

Operating Range -20 to +75 deg C

Compliance Certifications (see [product page](#) for current document)

Plotted and Other Data

Notes:

- Values at 25°C, sea level.

How to Order

Part Number Configuration:

FMCA2677/GR - xx uu

cm = Centimeters

<blank> = Inches

Length


Example: FMCA2677/GR-12 = 12 inches long cable
 FMCA2677/GR-100cm = 100 cm long cable

6G SDI 75 Ohm HD-BNC Male to 75 Ohm 1.0/2.3 Male Cable 75 Ohm 1694A-GR Coax from Fairview Microwave has same day shipment for domestic and International orders. Our RF, microwave and millimeter wave products maintain a 99% availability and are part of the broadest selection in the industry.

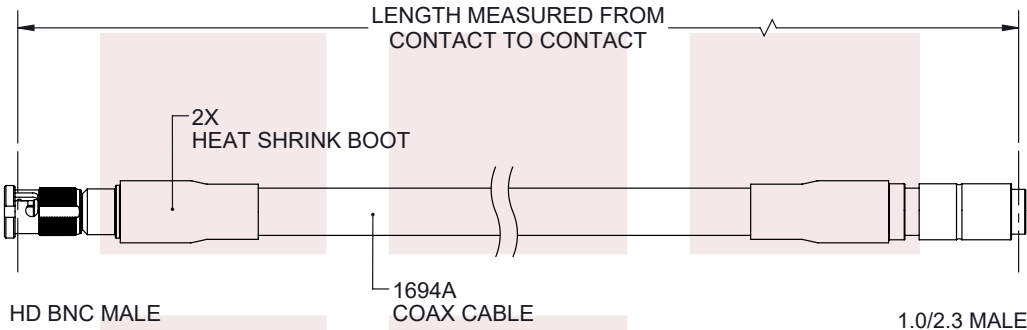
Click the following link to obtain additional part information: [6G SDI 75 Ohm HD-BNC Male to 75 Ohm 1.0/2.3 Male Cable 75 Ohm 1694A-GR Coax FMCA2677/GR](https://www.fairviewmicrowave.com/6g-sdi-75-ohm-hd-bnc-male-to-75-ohm-1.0-2.3-male-cable-75-ohm-1694a-gr-coax-fmca2677-gr-p.aspx)

URL: <https://www.fairviewmicrowave.com/6g-sdi-75-ohm-hd-bnc-male-to-75-ohm-1.0-2.3-male-cable-75-ohm-1694a-gr-coax-fmca2677-gr-p.aspx>

The information contained in this document is accurate to the best of our knowledge and representative of the part described herein. It may be necessary to make modifications to the part and/or the documentation of the part, in order to implement improvements. Fairview Microwave reserves the right to make such changes as required. Unless otherwise stated, all specifications are nominal. Fairview Microwave does not make any representation or warranty regarding the suitability of the part described herein for any particular purpose, and Fairview Microwave does not assume any liability arising out of the use of any part or documentation.





REVISIONS			
REV.	DESCRIPTION	DATE	APPROVED
A	INITIAL RELEASE	4/29/22	AGANWANI



FMCA2677/ZZ (ZZ = CABLE COLOR DESIGNATION)	COAX CABLE COLOR
FMCA2677/BK	BLACK
FMCA2677/BL	BLUE
FMCA2677/BR	BROWN
FMCA2677/GR	GREEN
FMCA2677/GY	GRAY
FMCA2677/OR	ORANGE
FMCA2677/RD	RED
FMCA2677/VL	VIOLET
FMCA2677/WH	WHITE
FMCA2677/YW	YELLOW

THESE COMMODITIES, TECHNOLOGY OR SOFTWARE WERE EXPORTED FROM THE UNITED STATES IN ACCORDANCE WITH THE EXPORT ADMINISTRATION REGULATIONS. DIVERSION CONTRARY TO U.S. LAW PROHIBITED.

 Fairview Microwave an INFINITE® brand		UNLESS OTHERWISE SPECIFIED LEADING DIMENSIONS ARE INCHES DIMENSIONS IN [] ARE MILLIMETERS		THIRD-ANGLE PROJECTION 	
TITLE		TOLERANCES:		CABLE LENGTH (L) TOLERANCES:	
6G SDI 75 Ohm HD-BNC Male to 75 Ohm 1.0/2.3 Male Cable 75 Ohm 1694A-GR Coax		.X = ±.2 [.51] FRACTIONS		L ≤ 12 [305] = +1 [25] / -0	
		.XX = ±.02 [.51] ± 1/32		12 [305] < L ≤ 60 [1524] = +2 [51] / -0	
		XXX = ±.005 [.13] ANGLES ± 1°		60 [1524] < L ≤ 120 [3048] = +4 [102] / -0	
				120 [3048] < L ≤ 300 [7620] = +6 [152] / -0	
				300 [7620] < L = +5%L / -0	
		ALL DIMENSIONS SHOWN ARE FOR REFERENCE ONLY.		SCALE	
SIZE		CAGE CODE		DRAWN BY	
A		3FKR5		HBAKKE	
				ITEM NO.	
				FMCA2677/ZZ	
				REV	
				A	

T-Rev.D