

## Fire Rated Low PIM RA 7/16 DIN Male to N Female Bulkhead Cable SPF-250 Coax Using Times Microwave Parts

The RA 7/16 DIN male to type N female bulkhead 24 inch cable using SPF-250 coax, part number FMCA2544-24, from Fairview Microwave is in-stock and ships same day. This Fairview 7/16 DIN to type N cable assembly has a male to female gender configuration with 50 ohm corrugated SPF-250 coax. Fairview Microwave's corrugated RF cable assemblies are ideal for applications where durability and high power are needed. Our low PIM design offers excellent passive intermodulation performance with PIM levels better than -160 dBc. The FMCA2544-24 7/16 DIN male to type N female cable assembly operates to 5.8 GHz. The right angle 7/16 DIN interface on the SPF-250 cable allows for easier connections in tight spaces. Our RF cable assembly with type N bulkhead interface allows designers to create external connections on their product enclosures, and can be used in a variety of other rack mount and panel mount applications.

Custom versions of most RF cable assemblies can be built and shipped same day. Custom cable assembly lengths can be obtained by specifying the desired length on the web site at time of order or by contacting a sales representative. Other RF cable assembly value added services including connector orientation or clocking, heat shrink booting and labeling are also available. RF testing can also be performed to document the electrical performance of your cable assembly.

### Electrical Specifications

Description	Min	Typ	Max	Units
Frequency Range	DC		5.8	GHz
VSWR			1.4:1	
Velocity of Propagation		83		%
Passive Intermodulation			-160	dBc
Capacitance		24 [78.74]		pF/ft [pF/m]
Inductance		0.054 [0.18]		uH/ft [uH/m]

### Performance by Frequency

Description	F1	F2	F3	F4	F5	Units
Frequency	0.25	0.5	1	2.5	5.8	GHz
Insertion Loss (Typ.)	0.16	0.23	0.33	0.53	0.82	dB

#### Electrical Specification Notes:

The Insertion Loss data above is based on the performance specifications of the coax and connectors used in this assembly. The Insertion Loss includes an estimated insertion loss of  $0.1 * \text{SQRT}(\text{FGHz})$  dB per connector.

### Mechanical Specifications

#### Cable Assembly

Length\* 24 in [609.6 mm]  
Weight 0.344 lbs [156.04 g]

#### Cable

Cable Type SPF-250  
Impedance 50 Ohms



### Configuration:

- 7/16 DIN Male Right Angle
- N Female Bulkhead
- SPF-250

### Features:

- Max Frequency 5.8 GHz
- Low PIM: -160 dBc Max
- 83% Phase Velocity
- FRPE Jacket
- 100% Tested with PIM Test Results Marked on Cable
- Lightweight and Extremely Flexible
- Low Loss with Excellent VSWR
- IP67 (when mated)
- Using Times Microwave Components

### Applications:

- General Purpose
- Laboratory Use
- Low PIM Applications
- CMR Riser Rated Applications
- Distributed Antenna Systems (DAS)
- Multi-Carrier Communication Systems
- PIM Testing

Fairview Microwave  
301 Leora Ln., Suite 100  
Lewisville, TX 75056  
Tel: 1-800-715-4396 / (972) 649-6678  
Fax: (972) 649-6689  
[www.fairviewmicrowave.com](http://www.fairviewmicrowave.com)  
[sales@fairviewmicrowave.com](mailto:sales@fairviewmicrowave.com)

Inner Conductor Type	Solid
Inner Conductor Material and Plating	Copper Clad Aluminum
Dielectric Type	Foam PE
Number of Shields	1
Outer Conductor Material and Plating	Copper
Jacket Material	FRPE, Black
Jacket Diameter	0.303 in [7.7 mm]
One Time Minimum Bend Radius	1.25 in [31.75 mm]
Bending Moment	0.5 lbs-ft [0.68 N-m]

### Connectors

Description	Connector 1	Connector 2
Type	7/16 DIN Male	N Female
Mount Method		Bulkhead
Impedance	50 Ohms	50 Ohms
Contact Material & Plating	Brass, Silver	Phosphor Bronze, Silver
Contact Plating Spec.	196 µin	196 µin
Dielectric Type	PTFE	PTFE
Outer Cond Material & Plating		Brass, Tri-Metal
Outer Cond Plating Spec.		118 µin
Body Material & Plating	Brass, Nickel	Brass, Tri-Metal
Body Plating Spec.	118 µin	118 µin
Coupling Nut Material & Plating	Brass, Nickel	
Coupling Nut Plating Spec.	118 µin	
Torque		6 in-lbs 0.68 Nm

### Environmental Specifications

#### Temperature

Operating Range -40 to +85 deg C

### Compliance Certifications (see [product page](#) for current document)

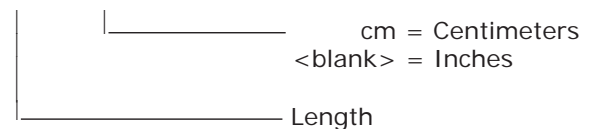
### Plotted and Other Data

Notes:

### How to Order

Part Number Configuration:

**FMCA2544 - xx uu**



Example: FMCA2544-12 = 12 inches long cable  
FMCA2544-100cm = 100 cm long cable

Fire Rated Low PIM RA 7/16 DIN Male to N Female Bulkhead Cable SPF-250 Coax Using Times Microwave Parts from Fairview Microwave has same day shipment for domestic and International orders. Our RF, microwave and millimeter wave products maintain a 99% availability and are part of the broadest selection in the industry.

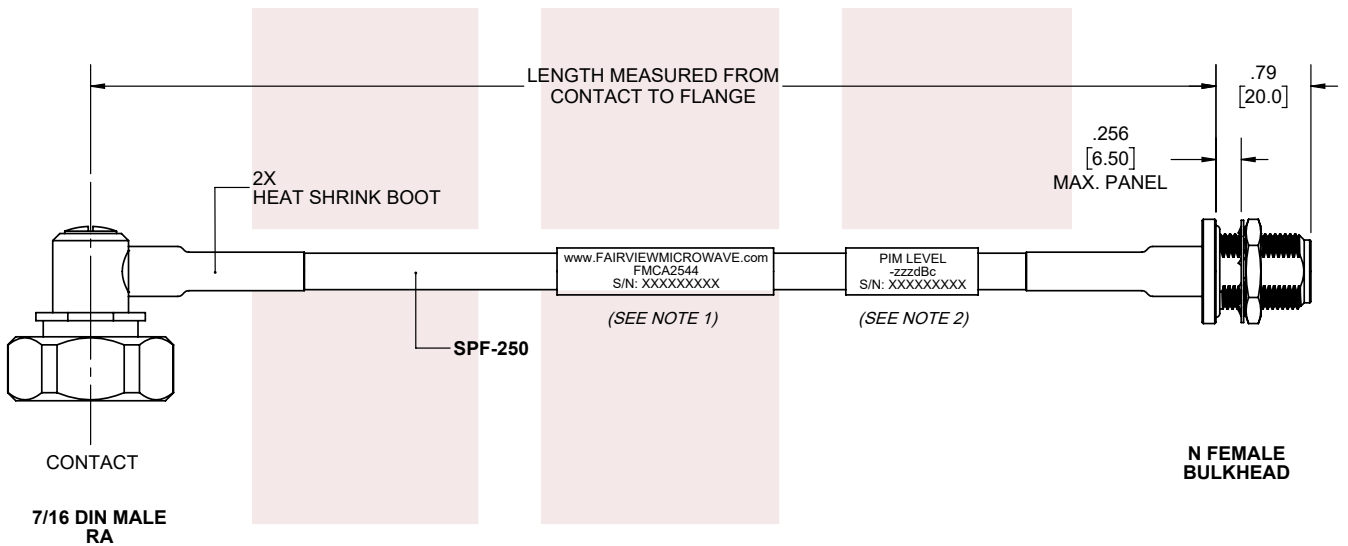
Click the following link to obtain additional part information: [Fire Rated Low PIM RA 7/16 DIN Male to N Female Bulkhead Cable SPF-250 Coax Using Times Microwave Parts FMCA2544-24](#)

URL: <https://www.fairviewmicrowave.com/fire-rated-low-pim-ra-7-16-din-male-to-n-female-bulkhead-cable-spf-250-coax-using-times-microwave-parts-fmca2544-24-p.aspx>

The information contained in this document is accurate to the best of our knowledge and representative of the part described herein. It may be necessary to make modifications to the part and/or the documentation of the part, in order to implement improvements. Fairview Microwave reserves the right to make such changes as required. Unless otherwise stated, all specifications are nominal. Fairview Microwave does not make any representation or warranty regarding the suitability of the part described herein for any particular purpose, and Fairview Microwave does not assume any liability arising out of the use of any part or documentation.



REVISIONS			
REV.	DESCRIPTION	DATE	APPROVED
A	INITIAL RELEASE	9/21/2021	A. GANWANI



**NOTES:**

1. CABLES 84" AND UNDER HAVE 1 LABEL CENTERED. CABLES OVER 84" HAVE 2 LABELS, ONE AT EACH END 12.0" FROM THE END OF THE CONNECTOR.
2. 6" FROM CABLE END 1 PLACE FOR ALL LENGTHS OF CABLE.

THESE COMMODITIES, TECHNOLOGY OR SOFTWARE WERE EXPORTED FROM THE UNITED STATES IN ACCORDANCE WITH THE EXPORT ADMINISTRATION REGULATIONS. DIVERSION CONTRARY TO U.S. LAW PROHIBITED.



TITLE  
Fire Rated Low PIM RA 7/16 DIN Male to N Female Bulkhead Cable SPF-250 Coax Using Times Microwave Parts

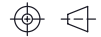
UNLESS OTHERWISE SPECIFIED LEADING DIMENSIONS ARE INCHES  
DIMENSIONS IN [ ] ARE MILLIMETERS

TOLERANCES: CABLE LENGTH (L) TOLERANCES:

.X = ± .2 [ 5.08]	FRACTIONS ± 1/32	L ≤ 12 [305] = +1 [25] / -0
.XX = ± .02 [ .51]	ANGLES ± 1°	12 [305] < L ≤ 60 [1524] = +2 [51] / -0
.XXX = ± .005 [ .13]		60 [1524] < L ≤ 120 [3048] = +4 [102] / -0
		120 [3048] < L ≤ 300 [7620] = +6 [152] / -0
		300 [7620] < L = +5%L / -0

ALL DIMENSIONS SHOWN ARE FOR REFERENCE ONLY.

THIRD-ANGLE PROJECTION



THE INFORMATION AND DESIGN IN THIS DOCUMENT IS THE PROPERTY OF FAIRVIEW MICROWAVE CORPORATION. ALL RIGHTS RESERVED.

SHEET 1 OF 1

SCALE N/A

SIZE A	CAGE CODE 3FKR5	DRAWN BY K.DANG	ITEM NO. FMCA2544	REV A
--------	-----------------	-----------------	-------------------	-------

T-Rev.D