

Skew Matched Pair 2.92mm Male to 2.92mm Male Cable FM-F141LL Coax in 48 Inch

The 2.92mm male to 2.92mm male 48 inch cable using FM-F141LL coax, part number FMCA2517-48, from Fairview Microwave is in-stock and ships same day. This Fairview 2.92mm to 2.92mm cable assembly has a male to male gender configuration with 50 ohm flexible FM-F141LL coax. Fairview Microwave's flexible RF cable assemblies are ideal for applications where tight bends and continual flexure are required. The FMCA2517-48 2.92mm male to 2.92mm male cable assembly operates to 40 GHz. The double shielding of this Fairview cable assembly provides excellent shielding effectiveness. Fairview Microwave's skew matched cable pair using FM-F141LL coax and 2.92mm male connections is part of our full line of RF components available for same-day shipping. These 2.92mm male to 2.92mm male delay matched cable pairs deliver low intrinsic skew to support jitter analysis, SERDES development and other signal integrity applications. Each 2.92mm skew matched pair of RF cable assemblies is 100% tested for delay match, insertion loss and VSWR. Each 2.92mm phase matched cable pair also includes a unique serial number and color-coded polarity indicators to simplify differential measurements.

Our 2.92mm male to 2.92mm male skew matched cable pair 48 Inch length using FM-F141LL coax, datasheet specifications and drawing with dimensions are shown below in this PDF. Whether the need is to provide superior signal integrity, higher data rates or phased matched cable systems, Pasternack has the right cable assemblies for the job.

Custom versions of most RF cable assemblies can be built and shipped same day. Custom cable assembly lengths can be obtained by specifying the desired length on the web site at time of order or by contacting a sales representative. Other RF cable assembly value added services including connector orientation or clocking, heat shrink booting and labeling are also available. RF testing can also be performed to document the electrical performance of your cable assembly.

Electrical Specifications

Description	Min	Typ	Max	Units
Frequency Range	DC		40	GHz
VSWR			1.3:1	
Insertion Loss			-3.3	
Velocity of Propagation		87		%
Capacitance		23.3 [76.44]		pF/ft [pF/m]
Dielectric Withstanding Voltage (AC)			500	Vrms
Channel-to-Channel Delay Match			2	ps

Performance by Frequency

Description	F1	F2	F3	F4	F5	Units
Frequency	5	18	40			GHz
Insertion Loss (Max.)	-1.1	-2.1	-3.3			dB

Electrical Specification Notes:

Insertion Loss does not include the loss of the connectors. Insertion Loss is estimated as 0.1 dB per connector.



Configuration:

- 2.92mm Male
- 2.92mm Male
- FM-F141LL
- 2 Channels

Features:

- Max Frequency 40 GHz
- 87% Phase Velocity
- Double Shielded
- PE Jacket
- Max Frequency 40 GHz
- Double Shielded
- PE Jacket
- 2ps Delay Match
- Excellent VSWR of 1.3:1
- 100% tested up to 40 GHz
- Extremely Flexible
- Polarity indicators on cable ends

Applications:

- General Purpose
- Laboratory Use
- General Purpose
- Laboratory Use
- Jitter measurements
- 28 Gbps and 32 Gbps SERDES
- Differential signals
- Physical Layer measurement
- Signal Integrity measurements

Fairview Microwave
 301 Leora Ln., Suite 100
 Lewisville, TX 75056
 Tel: 1-800-715-4396 / (972) 649-6678
 Fax: (972) 649-6689
www.fairviewmicrowave.com
sales@fairviewmicrowave.com

Mechanical Specifications

Cable Assembly

Length* 48 in [121.92 cm]
Weight 0.227 lbs [102.97 g]

Cable

Cable Type FM-F141LL
Impedance 50 Ohms
Inner Conductor Type Solid
Inner Conductor Material and Plating Copper
Dielectric Type PE (F)
Number of Shields 2
Shield Layer 1 Aluminum Tape
Shield Layer 2 Tinned Copper Braid
Jacket Material PE, Black
Jacket Diameter 0.24 in [6.1 mm]

One Time Minimum Bend Radius 0.75 in [19.05 mm]
Repeated Minimum Bend Radius 2.5 in [63.5 mm]
Bending Moment 0.25 lbs-ft [0.34 N-m]
Flat Plate Crush 20 lbs/in [0.36 Kg/mm]
Tensile Strength 80 lbs [36.29 Kg]

Connectors

Description	Connector 1	Connector 2
Type	2.92mm Male	2.92mm Male
Impedance	50 Ohms	50 Ohms
Contact Material & Plating	Beryllium Copper, Gold	Beryllium Copper, Gold
Dielectric Type	PTFE	PTFE
Body Material & Plating	Passivated Stainless Steel	Passivated Stainless Steel
Coupling Nut Material & Plating	Passivated Stainless Steel	Passivated Stainless Steel

Environmental Specifications

Temperature

Operating Range -40 to +125 deg C

Compliance Certifications (see [product page](#) for current document)

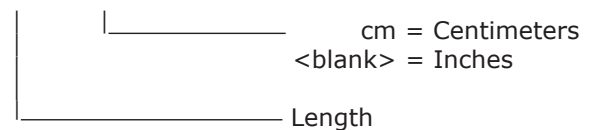
Plotted and Other Data

Notes:

How to Order

Part Number Configuration:

FMCA2517 - xx uu



Example: FMCA2517-12 = 12 inches long cable
FMCA2517-100cm = 100 cm long cable

Skew Matched Pair 2.92mm Male to 2.92mm Male Cable FM-F141LL Coax in 48 Inch from Fairview Microwave has same day shipment for domestic and International orders. Our RF, microwave and millimeter wave products maintain a 99% availability and are part of the broadest selection in the industry.

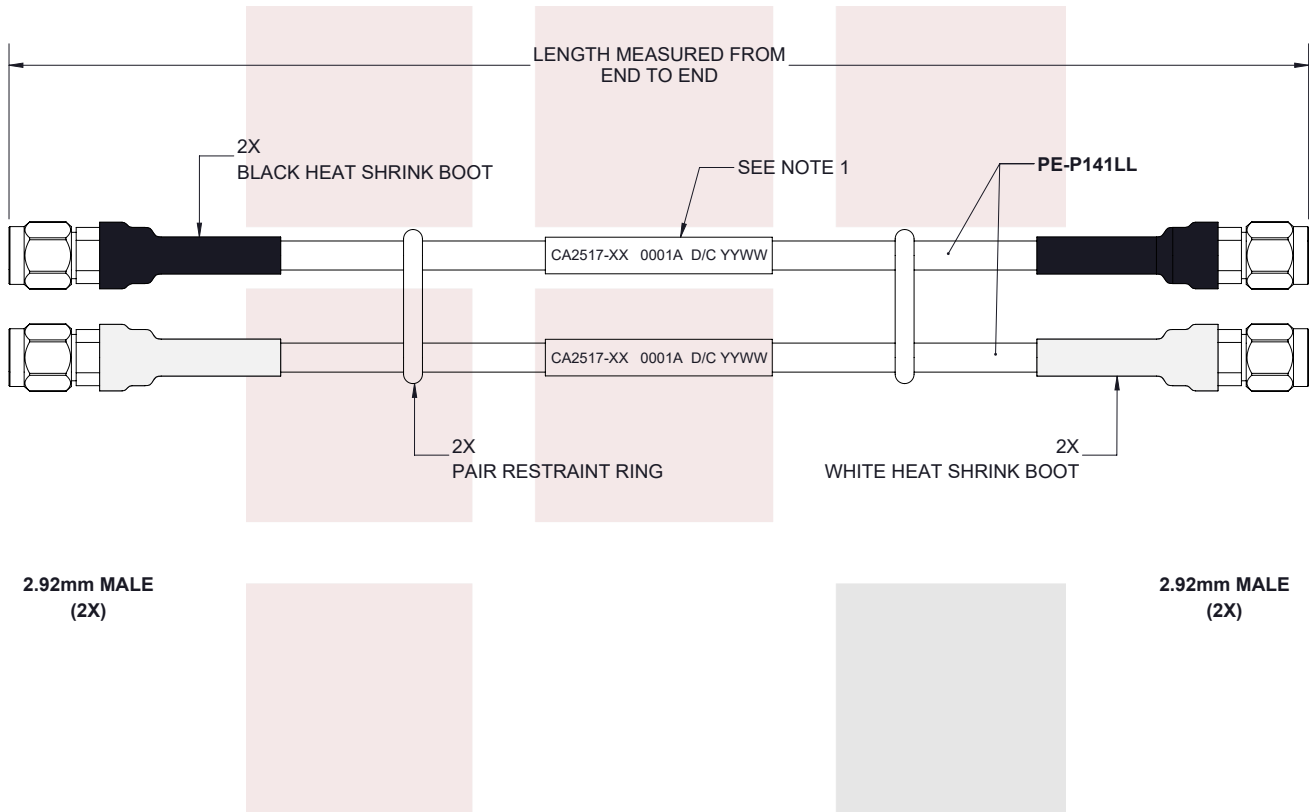
Click the following link to obtain additional part information: [Skew Matched Pair 2.92mm Male to 2.92mm Male Cable FM-F141LL Coax in 48 Inch FMCA2517-48](https://www.fairviewmicrowave.com/skew-matched-pair-2.92mm-male-to-2.92mm-male-cable-fm-f141ll-coax-in-48-inch-fmca2517-48)

URL: <https://www.fairviewmicrowave.com/skew-matched-pair-2.92mm-male-to-2.92mm-male-cable-fm-f141ll-coax-in-48-inch-fmca2517-48-p.aspx>

The information contained in this document is accurate to the best of our knowledge and representative of the part described herein. It may be necessary to make modifications to the part and/or the documentation of the part, in order to implement improvements. Fairview Microwave reserves the right to make such changes as required. Unless otherwise stated, all specifications are nominal. Fairview Microwave does not make any representation or warranty regarding the suitability of the part described herein for any particular purpose, and Fairview Microwave does not assume any liability arising out of the use of any part or documentation.



REVISIONS			
REV.	DESCRIPTION	DATE	APPROVED
A	INITIAL RELEASE	7/27/2021	A. GANWANI



NOTES:

- MARKING TO INCLUDE :
 - PART NUMBER AND LENGTH.
 - SERIAL NUMBER AND "A OR B" DESIGNATOR.
 - DATE CODE.

THESE COMMODITIES, TECHNOLOGY OR SOFTWARE WERE EXPORTED FROM THE UNITED STATES IN ACCORDANCE WITH THE EXPORT ADMINISTRATION REGULATIONS. DIVERSION CONTRARY TO U.S. LAW PROHIBITED.

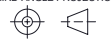
TITLE
Skew Matched Pair 2.92mm Male to 2.92mm Male
Cable FM-F141LL Coax in 48 Inch

UNLESS OTHERWISE SPECIFIED LEADING DIMENSIONS ARE INCHES
DIMENSIONS IN [] ARE MILLIMETERS

TOLERANCES: CABLE LENGTH (L) TOLERANCES:

.X = ±.2 [.508]	FRACTIONS ± 1/32	L ≤ 12 [305] = +1 [25] / -0
.XX = ±.02 [.51]	ANGLES ± 1°	12 [305] < L ≤ 60 [1524] = +2 [51] / -0
.XXX = ±.005 [.13]		60 [1524] < L ≤ 120 [3048] = +4 [102] / -0
		120 [3048] < L ≤ 300 [7620] = +6 [152] / -0
		300 [7620] < L = +5%L / -0

THIRD-ANGLE PROJECTION



THE INFORMATION AND DESIGN IN THIS DOCUMENT IS THE PROPERTY OF FAIRVIEW MICROWAVE CORPORATION. ALL RIGHTS RESERVED.

SHEET 1 OF 1

SCALE N/A

ALL DIMENSIONS SHOWN ARE FOR REFERENCE ONLY.

SIZE A	CAGE CODE 3FKR5	DRAWN BY KDANG	ITEM NO. FMCA2517	REV A
-----------	--------------------	-------------------	----------------------	----------

T-Rev.D