

Low PIM RA 7/16 DIN Male to N Female Bulkhead Cable TFT-402 Coax in 50 CM Using Times Microwave Components

The RA 7/16 DIN male to type N female bulkhead 50 cm cable using TFT-402 coax, part number FMCA2457-50CM, from Fairview Microwave is in-stock and ships same day. This Fairview 7/16 DIN to type N cable assembly has a male to female gender configuration with 50 ohm flexible TFT-402 coax. Fairview Microwave's flexible RF cable assemblies are ideal for applications where tight bends and continual flexure are required. Our low PIM design offers excellent passive intermodulation performance with PIM levels better than -160 dBc. The FMCA2457-50CM 7/16 DIN male to type N female cable assembly operates to 5.8 GHz. The right angle 7/16 DIN interface on the TFT-402 cable allows for easier connections in tight spaces. Our RF cable assembly with type N bulkhead interface allows designers to create external connections on their product enclosures, and can be used in a variety of other rack mount and panel mount applications. The double shielding of this Fairview cable assembly provides excellent shielding effectiveness of better than -80 dB.

Custom versions of most RF cable assemblies can be built and shipped same day. Custom cable assembly lengths can be obtained by specifying the desired length on the web site at time of order or by contacting a sales representative. Other RF cable assembly value added services including connector orientation or clocking, heat shrink booting and labeling are also available. RF testing can also be performed to document the electrical performance of your cable assembly.

Electrical Specifications

Description	Min	Typ	Max	Units
Frequency Range	DC		5.8	GHz
VSWR			1.4:1	
Velocity of Propagation		76		%
RF Shielding	-80			dB
Passive Intermodulation			-160	dBc
Capacitance		26.7 [87.6]		pF/ft [pF/m]
DC Resistance Inner Conductor		8.5 [27.89]		Ω /1000ft [Ω /Km]
DC Resistance Outer Conductor		5.6 [18.37]		Ω /1000ft [Ω /Km]

Performance by Frequency

Description	F1	F2	F3	F4	F5	Units
Frequency	0.25	0.5	1	2.5	5.8	GHz
Insertion Loss (Typ.)	0.31	0.35	0.4	0.51	0.66	dB

Electrical Specification Notes:

The Insertion Loss data above is based on the performance specifications of the coax and connectors used in this assembly. The Insertion Loss includes an estimated insertion loss of 0.12 dB for the right angle connector and 0.1 dB for the straight connector.

Mechanical Specifications

Cable Assembly

Length*

19.68 in [499.87 mm]



Configuration:

- 7/16 DIN Male Right Angle
- N Female Bulkhead
- TFT-402

Features:

- Max Frequency 5.8 GHz
- Low PIM: -160 dBc Max
- Shielding Effectivity > -80 dB
- 76% Phase Velocity
- Double Shielded
- FEP Jacket

Applications:

- General Purpose
- Laboratory Use
- Low PIM Applications
- Indoor and Outdoor Use
- Plenum Rated Applications

Fairview Microwave
 301 Leora Ln., Suite 100
 Lewisville, TX 75056
 Tel: 1-800-715-4396 / (972) 649-6678
 Fax: (972) 649-6689
www.fairviewmicrowave.com
sales@fairviewmicrowave.com

Diameter 1.25 in [31.75 mm]

Cable

Cable Type TFT-402
 Impedance 50 Ohms
 Inner Conductor Type Solid
 Inner Conductor Material and Plating Copper, Silver
 Dielectric Type PTFE
 Number of Shields 2
 Shield Layer 1 Silver Plated Copper Braid
 Shield Layer 2 Tinned Copper Braid
 Jacket Material FEP, Blue
 Jacket Diameter 0.16 in [4.06 mm]

One Time Minimum Bend Radius 0.75 in [19.05 mm]

Connectors

Description	Connector 1	Connector 2
Type	7/16 DIN Male	N Female
Mount Method		Bulkhead
Impedance	50 Ohms	50 Ohms
Contact Material & Plating	Brass, Silver	Brass, Silver
Contact Plating Spec.	200 µin	5 µm
Dielectric Type	PTFE	PTFE
Outer Cond Material & Plating		Brass, Tri-Metal
Outer Cond Plating Spec.		3 µm
Body Material & Plating	Brass, Tri-Metal	Brass, Tri-Metal
Body Plating Spec.	100 µin	3 µm
Coupling Nut Material & Plating	Brass, Tri-Metal	
Coupling Nut Plating Spec.	100 µin	
Torque	22.083 ft-lbs 29.95 Nm	10 in-lbs 1.13 Nm

Environmental Specifications

Temperature

Operating Range -55 to +150 deg C

Compliance Certifications (see [product page](#) for current document)

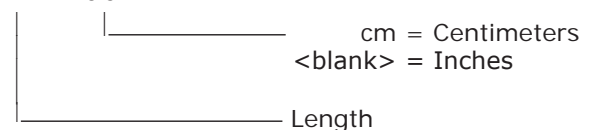
Plotted and Other Data

Notes:

How to Order

Part Number Configuration:

FMCA2457 - xx uu




Example: FMCA2457-12 = 12 inches long cable
 FMCA2457-100cm = 100 cm long cable

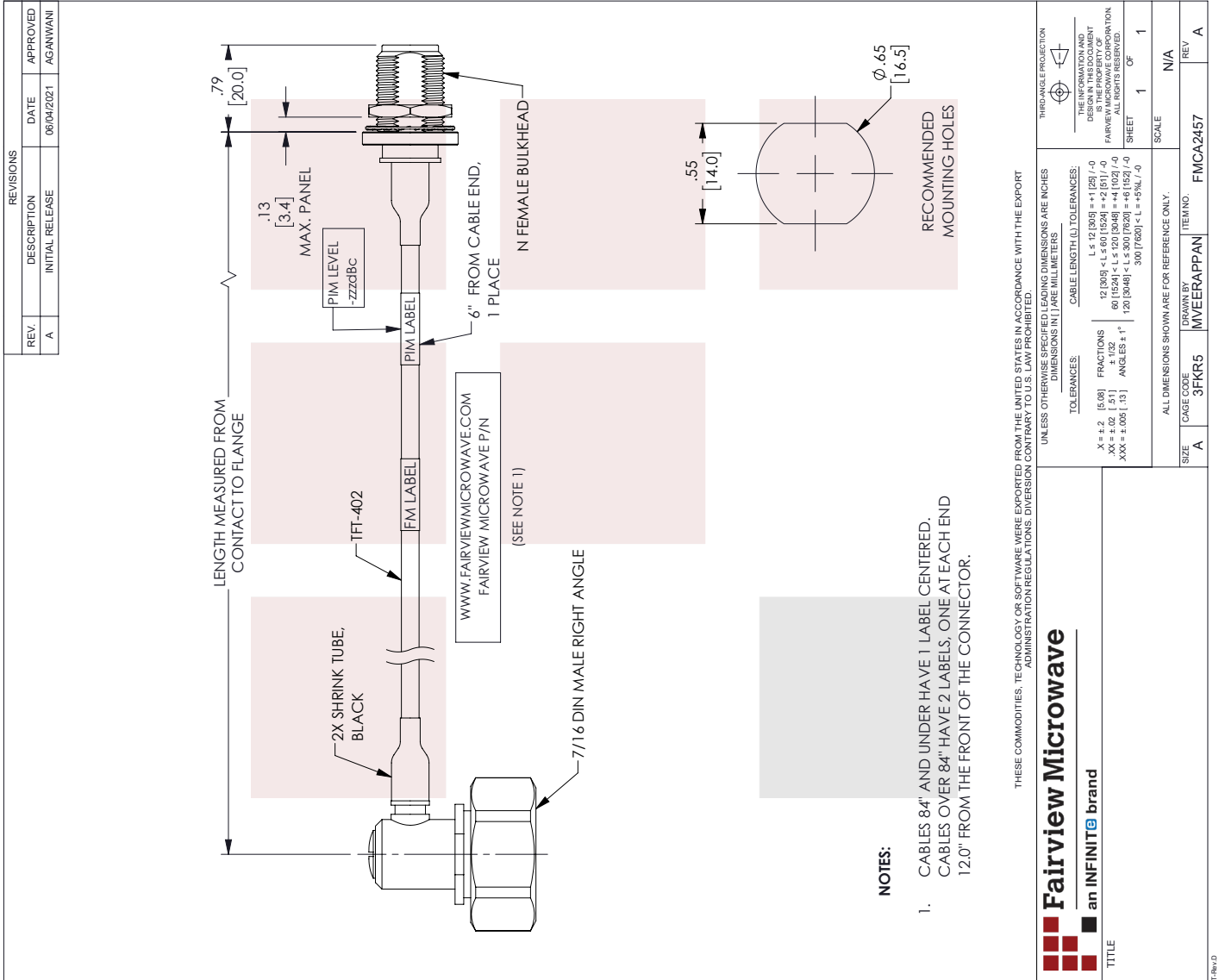
Low PIM RA 7/16 DIN Male to N Female Bulkhead Cable TFT-402 Coax in 50 CM Using Times Microwave Components from Fairview Microwave has same day shipment for domestic and International orders. Our RF, microwave and millimeter wave products maintain a 99% availability and are part of the broadest selection in the industry.

Click the following link to obtain additional part information: [Low PIM RA 7/16 DIN Male to N Female Bulkhead Cable TFT-402 Coax in 50 CM Using Times Microwave Components FMCA2457-50CM](https://www.fairviewmicrowave.com/low-pim-ra-7-16-din-male-n-female-cable-tft-402-coax-fmca2457-50cm-p.aspx)

URL: <https://www.fairviewmicrowave.com/low-pim-ra-7-16-din-male-n-female-cable-tft-402-coax-fmca2457-50cm-p.aspx>

The information contained in this document is accurate to the best of our knowledge and representative of the part described herein. It may be necessary to make modifications to the part and/or the documentation of the part, in order to implement improvements. Fairview Microwave reserves the right to make such changes as required. Unless otherwise stated, all specifications are nominal. Fairview Microwave does not make any representation or warranty regarding the suitability of the part described herein for any particular purpose, and Fairview Microwave does not assume any liability arising out of the use of any part or documentation.





Low PIM RA 7/16 DIN Male to N Female Bulkhead
Cable TFT-402 Coax in 50 CM Using Times Microwave
Components