

## Low PIM 4.3-10 Female Bulkhead to N Male Cable TFT-402 Coax in 100 CM Using Times Microwave Components

The 4.3-10 female bulkhead to type N male 100 cm cable using TFT-402 coax, part number FMCA2440-100CM, from Fairview Microwave is in-stock and ships same day. This Fairview 4.3-10 to type N cable assembly has a female to male gender configuration with 50 ohm flexible TFT-402 coax. Fairview Microwave's flexible RF cable assemblies are ideal for applications where tight bends and continual flexure are required. Our low PIM design offers excellent passive intermodulation performance with PIM levels better than -160 dBc. The FMCA2440-100CM 4.3-10 female to type N male cable assembly operates to 5.8 GHz. Our RF cable assembly with 4.3-10 bulkhead interface allows designers to create external connections on their product enclosures, and can be used in a variety of other rack mount and panel mount applications. The double shielding of this Fairview cable assembly provides excellent shielding effectiveness of better than -80 dB.

Custom versions of most RF cable assemblies can be built and shipped same day. Custom cable assembly lengths can be obtained by specifying the desired length on the web site at time of order or by contacting a sales representative. Other RF cable assembly value added services including connector orientation or clocking, heat shrink booting and labeling are also available. RF testing can also be performed to document the electrical performance of your cable assembly.

### Electrical Specifications

Description	Min	Typ	Max	Units
Frequency Range	DC		5.8	GHz
VSWR			1.4:1	
Velocity of Propagation		76		%
RF Shielding	-80			dB
Passive Intermodulation			-160	dBc
Capacitance		26.7 [87.6]		pF/ft [pF/m]
DC Resistance Inner Conductor		8.5 [27.89]		$\Omega/1000\text{ft}$ [ $\Omega/\text{Km}$ ]
DC Resistance Outer Conductor		5.6 [18.37]		$\Omega/1000\text{ft}$ [ $\Omega/\text{Km}$ ]

### Performance by Frequency

Description	F1	F2	F3	F4	F5	Units
Frequency	0.25	0.5	1	2.5	5.8	GHz
Insertion Loss (Typ.)	0.28	0.4	0.56	0.89	1.36	dB

#### Electrical Specification Notes:

The Insertion Loss data above is based on the performance specifications of the coax and connectors used in this assembly. The Insertion Loss includes an estimated insertion loss of  $0.1 \cdot \sqrt{\text{FGHz}}$  dB per connector.

### Mechanical Specifications

#### Cable Assembly

Length\* 39.37 in [100 cm]  
 Diameter 0.867 in [22.02 mm]



### Configuration:

- 4.3-10 Female Bulkhead
- N Male
- TFT-402

### Features:

- Max Frequency 5.8 GHz
- Low PIM: -160 dBc Max
- Shielding Effectivity > -80 dB
- 76% Phase Velocity
- Double Shielded
- FEP Jacket
- 500 Mating Cycles

### Applications:

- General Purpose
- Laboratory Use
- Low PIM Applications
- Indoor and Outdoor Use
- Plenum Rated Applications

Fairview Microwave  
 301 Leora Ln., Suite 100  
 Lewisville, TX 75056  
 Tel: 1-800-715-4396 / (972) 649-6678  
 Fax: (972) 649-6689  
[www.fairviewmicrowave.com](http://www.fairviewmicrowave.com)  
[sales@fairviewmicrowave.com](mailto:sales@fairviewmicrowave.com)

**Cable**

Cable Type TFT-402  
 Impedance 50 Ohms  
 Inner Conductor Type Solid  
 Inner Conductor Material and Plating Copper, Silver  
 Dielectric Type PTFE  
 Number of Shields 2  
 Shield Layer 1 Silver Plated Copper Braid  
 Shield Layer 2 Tinned Copper Braid  
 Jacket Material FEP, Blue  
 Jacket Diameter 0.16 in [4.06 mm]

One Time Minimum Bend Radius 0.75 in [19.05 mm]

**Connectors**

Description	Connector 1	Connector 2
Type	4.3-10 Female	N Male
Mount Method	Bulkhead	
Impedance	50 Ohms	50 Ohms
Mating Cycles	500	500
Contact Material & Plating	Phosphor Bronze, Silver	Brass, Silver
Contact Plating Spec.	200 µin	200 µin
Dielectric Type	PTFE	PTFE
Outer Cond Material & Plating	Brass, Tri-Metal	
Outer Cond Plating Spec.	80 µin	
Body Material & Plating	Brass, Tri-Metal	Brass, Tri-Metal
Body Plating Spec.	80 µin	80 µin
Coupling Nut Material & Plating		Brass, Tri-Metal
Coupling Nut Plating Spec.		80 µin
Torque		15 in-lbs 1.7 Nm

**Environmental Specifications**

**Temperature**

Operating Range -40 to +85 deg C

**Compliance Certifications** (see [product page](#) for current document)

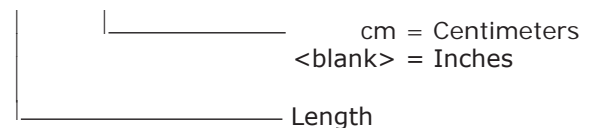
**Plotted and Other Data**

Notes:

**How to Order**

Part Number Configuration:

**FMCA2440 - xx uu**




Example: FMCA2440-12 = 12 inches long cable  
 FMCA2440-100cm = 100 cm long cable

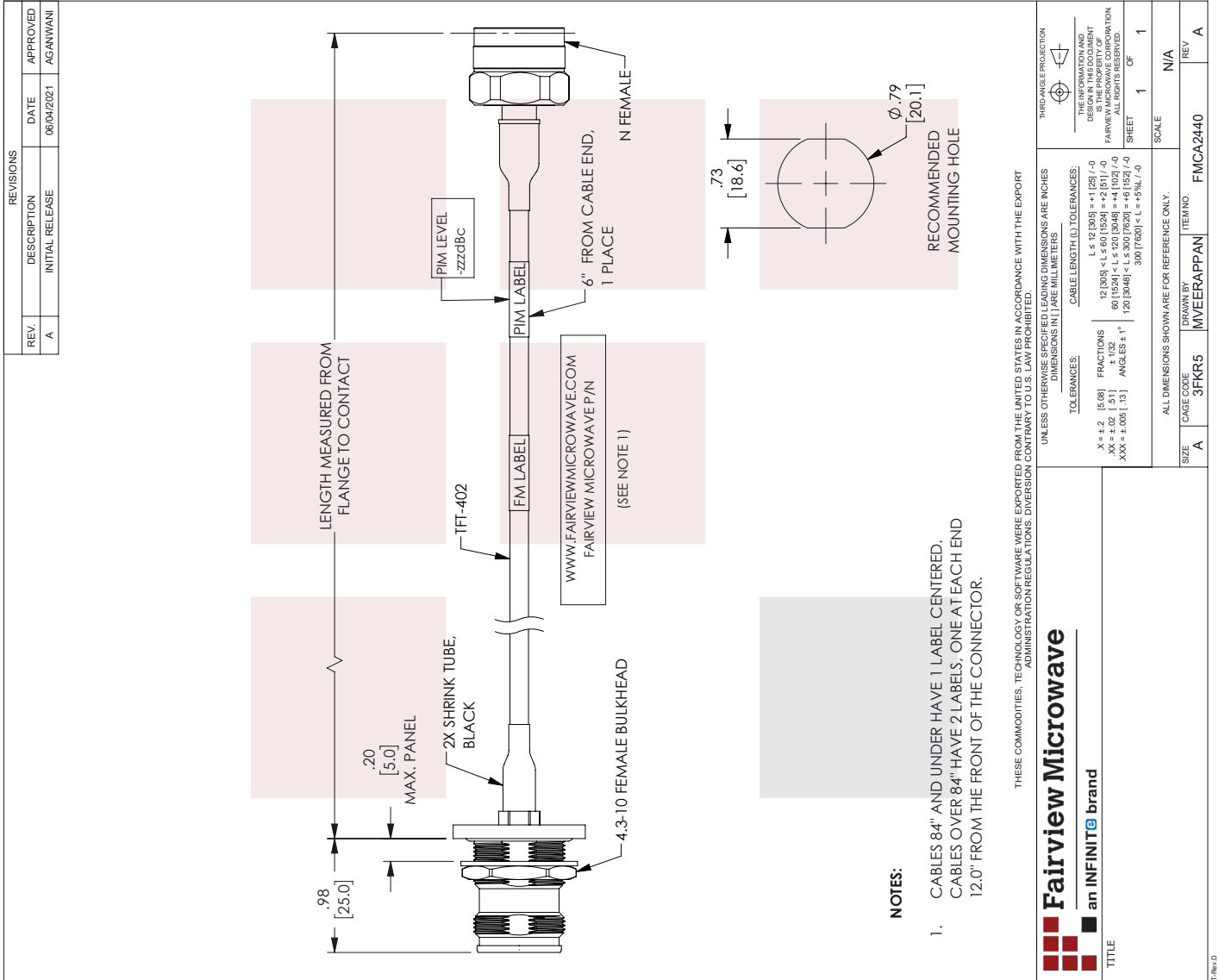
Low PIM 4.3-10 Female Bulkhead to N Male Cable TFT-402 Coax in 100 CM Using Times Microwave Components from Fairview Microwave has same day shipment for domestic and International orders. Our RF, microwave and millimeter wave products maintain a 99% availability and are part of the broadest selection in the industry.

Click the following link to obtain additional part information: [Low PIM 4.3-10 Female Bulkhead to N Male Cable TFT-402 Coax in 100 CM Using Times Microwave Components FMCA2440-100CM](https://www.fairviewmicrowave.com/low-pim-4.3-10-female-n-male-cable-tft-402-coax-fmca2440-100cm-p.aspx)

URL: <https://www.fairviewmicrowave.com/low-pim-4.3-10-female-n-male-cable-tft-402-coax-fmca2440-100cm-p.aspx>

The information contained in this document is accurate to the best of our knowledge and representative of the part described herein. It may be necessary to make modifications to the part and/or the documentation of the part, in order to implement improvements. Fairview Microwave reserves the right to make such changes as required. Unless otherwise stated, all specifications are nominal. Fairview Microwave does not make any representation or warranty regarding the suitability of the part described herein for any particular purpose, and Fairview Microwave does not assume any liability arising out of the use of any part or documentation.





Low PIM 4.3-10 Female Bulkhead to N Male Cable  
TFT-402 Coax in 100 CM Using Times Microwave  
Components