


QMA Male to QMA Male Low PIM Cable  
200 CM Length Using TFT-5G-402 Coax Using  
Times Microwave Components



**FMCA2355-200CM**

**Configuration**

- Connector 1: QMA Male
- Connector 2: QMA Male
- Cable Type: TFT-5G-402
- Coax Flex Type: Flexible

**Features**

- Max Frequency 3 GHz
- Low PIM: -150 dBc Max
- Shielding Effectivity > 80 dB
- 76% Phase Velocity
- Double Shielded
- FEP Jacket
- 100 Mating Cycles

**Applications**

- General Purpose
- Laboratory Use
- Low PIM Applications
- Indoor and Outdoor Use
- Plenum Rated Applications

**Description**

The QMA male to QMA male 200 cm cable using TFT-5G-402 coax, part number FMCA2355-200CM, from Fairview Microwave is in-stock and ships same day. This Fairview QMA to QMA cable assembly has a male to male gender configuration with 50 ohm flexible TFT-5G-402 coax. Fairview Microwave's flexible RF cable assemblies are ideal for applications where tight bends and continual flexure are required. Our low PIM design offers excellent passive intermodulation performance with PIM levels better than -150 dBc. The FMCA2355-200CM QMA male to QMA male cable assembly operates to 3 GHz. The double shielding of this Fairview cable assembly provides excellent shielding effectiveness of better than 80 dB.

Custom versions of most RF cable assemblies can be built and shipped same day. Custom cable assembly lengths can be obtained by specifying the desired length on the web site at time of order or by contacting a sales representative. Other RF cable assembly value added services including connector orientation or clocking, heat shrink booting and labeling are also available. RF testing can also be performed to document the electrical performance of your cable assembly.

**Electrical Specifications**

Description	Minimum	Typical	Maximum	Units
Frequency Range	DC		3	GHz
VSWR			1.4:1	
Velocity of Propagation		76		%
RF Shielding	80			dB
Passive Intermodulation IM3 (2x43dBm Tones) at 850 MHz or 1900 MHz			-150	dBc

QMA Male to QMA Male Low PIM Cable  
200 CM Length Using TFT-5G-402 Coax Using  
Times Microwave Components



**FMCA2355-200CM**

**Electrical Specifications**

Description	Minimum	Typical	Maximum	Units
Capacitance		26.7 [87.6]		pF/ft [pF/m]

**Specifications by Frequency**

Description	F1	F2	F3	F4	F5	Units
Frequency	0.1	0.25	0.5	1	3	GHz
Insertion Loss (Typ.)	0.4	0.53	0.73	0.99	1.78	dB

Electrical Specification Notes:

The Insertion Loss data above is based on the performance specifications of the coax and connectors used in this assembly. The Insertion Loss includes an estimated insertion loss of 0.1 dB per connector.

**Mechanical Specifications**

**Cable Assembly**

Width/Diameter 0.413 in [10.49 mm]


**Cable**

Cable Type TFT-5G-402  
 Impedance 50 Ohms  
 Inner Conductor Type Solid  
 Inner Conductor Material and Plating Copper  
 Dielectric Type PTFE  
 Number of Shields 2  
 Jacket Material FEP, Blue  
 Jacket Diameter 0.16 in [4.06 mm]  
 One Time Minimum Bend Radius 0.75 in [19.05 mm]

**Connectors**

Description	Connector 1	Connector 2
Type	QMA Male	QMA Male
Impedance	50 Ohms	50 Ohms
Configuration	Straight	Straight
Mating Cycles	100	100
Contact Material and Plating	Brass, Silver	Brass, Silver
Contact Plating Specification	5 µm	5 µm
Dielectric Type	PTFE	PTFE
Body Material and Plating	Brass, Silver	Brass, Silver
Body Plating Specification	5 µm	5 µm

QMA Male to QMA Male Low PIM Cable  
200 CM Length Using TFT-5G-402 Coax Using  
Times Microwave Components



**FMCA2355-200CM**

**Environmental Specifications**

Operating Range Temperature -40 to +85 deg C

**Compliance Certifications** (see [product page](#) for current document)

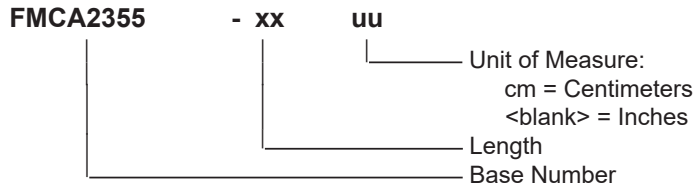
**Plotted and Other Data**

Notes:

**Typical Performance Data**

**How to Order**

Part Number Configuration:



Example: FMCA2355-12 = 12 inches long cable  
FMCA2355-100cm = 100 cm long cable

QMA Male to QMA Male Low PIM Cable 200 CM Length Using TFT-5G-402 Coax Using Times Microwave Components from Fairview Microwave is in-stock and available to ship same-day. All of our RF/microwave products are available off-the-shelf from our ISO 9001:2008 certified facilities in Lewisville, Texas. Fairview Microwave is RF on-demand.

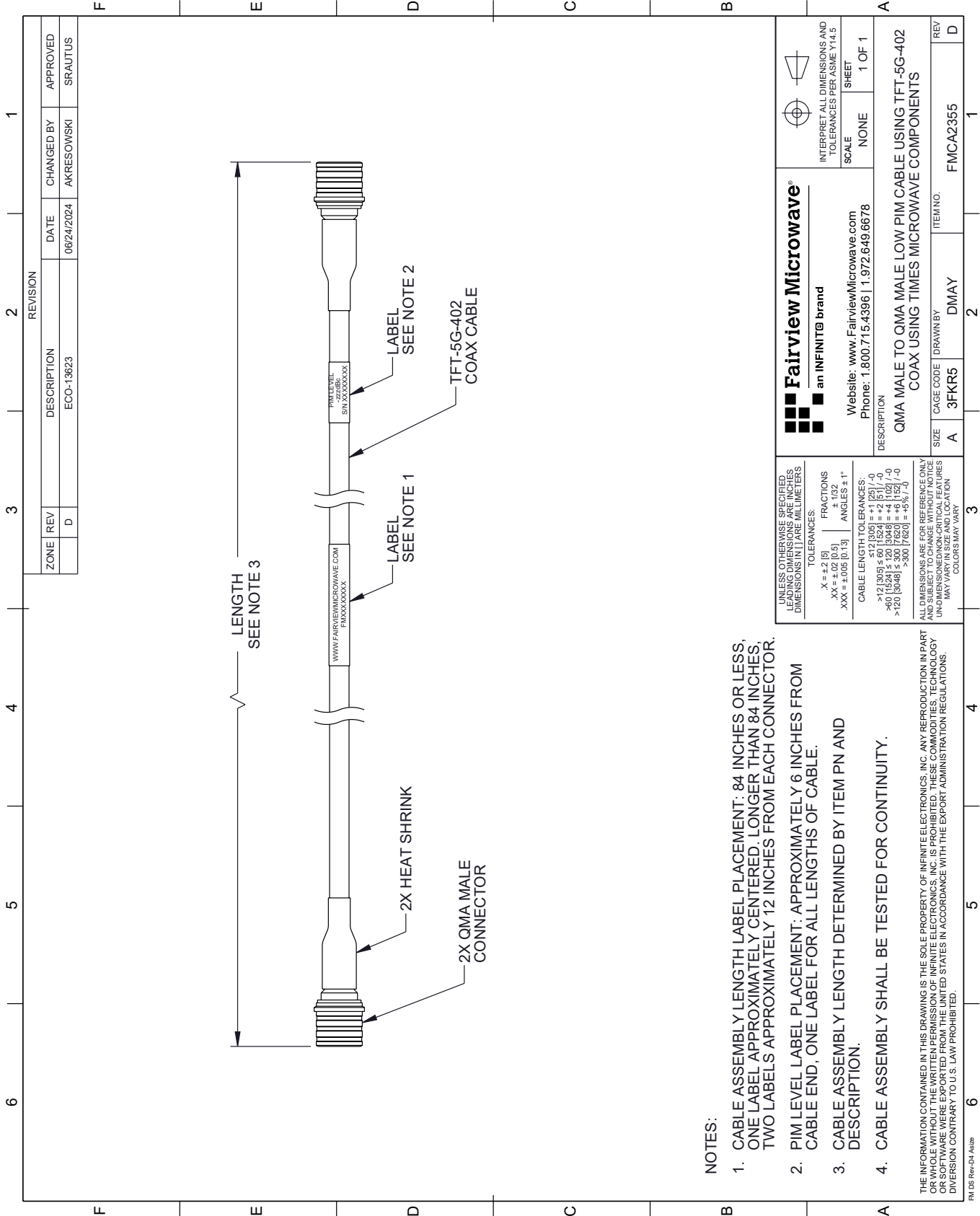
For additional information on this product, please click the following link: [QMA Male to QMA Male Low PIM Cable 200 CM Length Using TFT-5G-402 Coax Using Times Microwave Components FMCA2355-200CM](#)

URL: <https://www.fairviewmicrowave.com/product/rf-cable-assemblies/low-pim-qma-male-qma-male-cable-tft-5g-402-coax-fmca2355-200cm.html>

The information contained within this document is accurate to the best of our knowledge and representative of the part described herein. It may be necessary to make modifications to the part and/or the documentation of the part in order to implement improvements. Fairview Microwave reserves the right to make such changes as required. Unless otherwise stated, all specifications are nominal. Fairview Microwave does not make any representation or warranty regarding the suitability of the part described herein for any particular purpose, and Fairview Microwave does not assume liability arising out of the use of any part or document.

# FMCA2355-200CM CAD Drawing


QMA Male to QMA Male Low PIM Cable 200 CM Length Using TFT-5G-402 Coax Using Times Microwave Components



**NOTES:**

1. CABLE ASSEMBLY LENGTH LABEL PLACEMENT: 84 INCHES OR LESS, ONE LABEL APPROXIMATELY CENTERED, LONGER THAN 84 INCHES, TWO LABELS APPROXIMATELY 12 INCHES FROM EACH CONNECTOR.
2. PIM LEVEL LABEL PLACEMENT: APPROXIMATELY 6 INCHES FROM CABLE END, ONE LABEL FOR ALL LENGTHS OF CABLE.
3. CABLE ASSEMBLY LENGTH DETERMINED BY ITEM PN AND DESCRIPTION.
4. CABLE ASSEMBLY SHALL BE TESTED FOR CONTINUITY.

THE INFORMATION CONTAINED IN THIS DRAWING IS THE SOLE PROPERTY OF INFINITE ELECTRONICS, INC. ANY REPRODUCTION IN PART OR WHOLE WITHOUT THE WRITTEN PERMISSION OF INFINITE ELECTRONICS, INC. IS PROHIBITED. THESE COMMODITIES, TECHNOLOGY OR SOFTWARE WERE EXPORTED FROM THE UNITED STATES IN ACCORDANCE WITH THE EXPORT ADMINISTRATION REGULATIONS. DIVERSION CONTRARY TO U.S. LAW PROHIBITED.

 <b>Fairview Microwave®</b> an INFINIT® brand		Website: <a href="http://www.FairviewMicrowave.com">www.FairviewMicrowave.com</a> Phone: 1.800.715.4396   1.972.649.6678	INTERPRET ALL DIMENSIONS AND TOLERANCES PER ASME Y14.5 SCALE: NONE SHEET: 1 OF 1
UNLESS OTHERWISE SPECIFIED, LEADING DIMENSIONS ARE IN INCHES, DIMENSIONS IN [ ] ARE MILLIMETERS TOLERANCES: .X = ±.2 [5]      FRACTIONS ± 1/32 .XX = ±.02 [0.5]      ANGLES ± 1° .XXX = ±.005 [0.13]		CABLE LENGTH TOLERANCES: <12 [305] ≤ 60 [1524] = ±.1 [25] / -0 >60 [1524] ≤ 120 [3048] = ±.4 [102] / -0 >120 [3048] ≤ 300 [7620] = ±.6 [152] / -0	ALL DIMENSIONS ARE FOR REFERENCE ONLY. UNDIMENSIONED NON-CRITICAL FEATURES MAY VARY IN SIZE AND LOCATION. COLORS MAY VARY.
DESCRIPTION QMA MALE TO QMA MALE LOW PIM CABLE USING TFT-5G-402 COAX USING TIMES MICROWAVE COMPONENTS		SIZE A 3FKR5	ITEM NO. FMC A2355
DRAWN BY DMAY		CAGE CODE	REV D