

## N Male to N Male Right Angle Low PIM Cable 24 Inch Length Using TFT-402 Coax Using Times Microwave Components

The type N male to RA type N male 24 inch cable using TFT-402 coax, part number FMCA2317-24, from Fairview Microwave is in-stock and ships same day. This Fairview type N to type N cable assembly has a male to male gender configuration with 50 ohm flexible TFT-402 coax. Fairview Microwave's flexible RF cable assemblies are ideal for applications where tight bends and continual flexure are required. Our low PIM design offers excellent passive intermodulation performance with PIM levels better than -160 dBc. The FMCA2317-24 type N male to type N male cable assembly operates to 5.8 GHz. The right angle type N interface on the TFT-402 cable allows for easier connections in tight spaces. The double shielding of this Fairview cable assembly provides excellent shielding effectiveness of better than -80 dB.

Custom versions of most RF cable assemblies can be built and shipped same day. Custom cable assembly lengths can be obtained by specifying the desired length on the web site at time of order or by contacting a sales representative. Other RF cable assembly value added services including connector orientation or clocking, heat shrink booting and labeling are also available. RF testing can also be performed to document the electrical performance of your cable assembly.

### Electrical Specifications

Description	Min	Typ	Max	Units
Frequency Range	DC		5.8	GHz
VSWR			1.4:1	
Velocity of Propagation		76		%
RF Shielding	-80			dB
Passive Intermodulation			-160	dBc
Capacitance		26.7 [87.6]		pF/ft [pF/m]
DC Resistance Inner Conductor		8.5 [27.89]		$\Omega$ /1000ft [ $\Omega$ /Km]
DC Resistance Outer Conductor		5.6 [18.37]		$\Omega$ /1000ft [ $\Omega$ /Km]

### Performance by Frequency

Description	F1	F2	F3	F4	F5	Units
Frequency	0.25	0.5	1	2.5	5.8	GHz
Insertion Loss (Typ.)	0.25	0.32	0.4	0.6	0.87	dB

#### Electrical Specification Notes:

The Insertion Loss data above is based on the performance specifications of the coax and connectors used in this assembly. The Insertion Loss includes an estimated insertion loss of  $0.1 \cdot \sqrt{F}$  dB for the straight connector and 0.1 dB for the right angle connector.

### Mechanical Specifications

#### Cable Assembly

#### Cable

Cable Type TFT-402  
Impedance 50 Ohms



### Configuration:

- N Male
- N Male Right Angle
- TFT-402

### Features:

- Max Frequency 5.8 GHz
- Low PIM: -160 dBc Max
- Shielding Effectivity > -80 dB
- 76% Phase Velocity
- Double Shielded
- FEP Jacket

### Applications:

- General Purpose
- Laboratory Use
- Low PIM Applications
- Indoor and Outdoor Use
- Plenum Rated Applications

Fairview Microwave  
301 Leora Ln., Suite 100  
Lewisville, TX 75056  
Tel: 1-800-715-4396 / (972) 649-6678  
Fax: (972) 649-6689  
[www.fairviewmicrowave.com](http://www.fairviewmicrowave.com)  
[sales@fairviewmicrowave.com](mailto:sales@fairviewmicrowave.com)

Inner Conductor Type	Solid
Inner Conductor Material and Plating	Copper, Silver
Dielectric Type	PTFE
Number of Shields	2
Shield Layer 1	Silver Plated Copper Braid
Shield Layer 2	Tinned Copper Braid
Jacket Material	FEP, Blue
Jacket Diameter	0.16 in [4.06 mm]
One Time Minimum Bend Radius	0.75 in [19.05 mm]

## Connectors

Description	Connector 1	Connector 2
Type	N Male	N Male
Impedance	50 Ohms	50 Ohms
Mating Cycles	500	
Contact Material & Plating	Brass, Silver	Brass, Silver
Contact Plating Spec.	200 µin	5 µm
Dielectric Type	PTFE	PTFE
Body Material & Plating	Brass, Tri-Metal	Brass, Copper Clad Aluminum
Body Plating Spec.	80 µin	3 µm
Coupling Nut Material & Plating	Brass, Tri-Metal	Brass, Copper Clad Aluminum
Coupling Nut Plating Spec.	80 µin	3 µm
Torque	15 in-lbs 1.7 Nm	10 in-lbs 1.13 Nm

## Environmental Specifications

### Temperature

Operating Range -40 to +125 deg C

## Compliance Certifications (see [product page](#) for current document)

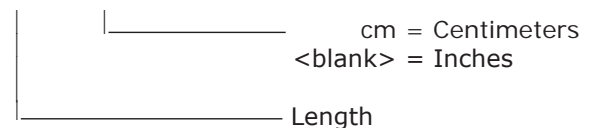
## Plotted and Other Data

Notes:

## How to Order

Part Number Configuration:

**FMCA2317 - xx uu**



Example: FMCA2317-12 = 12 inches long cable  
FMCA2317-100cm = 100 cm long cable

N Male to N Male Right Angle Low PIM Cable 24 Inch Length Using TFT-402 Coax Using Times Microwave Components from Fairview Microwave has same day shipment for domestic and International orders. Our RF, microwave and millimeter wave products maintain a 99% availability and are part of the broadest selection in the industry.

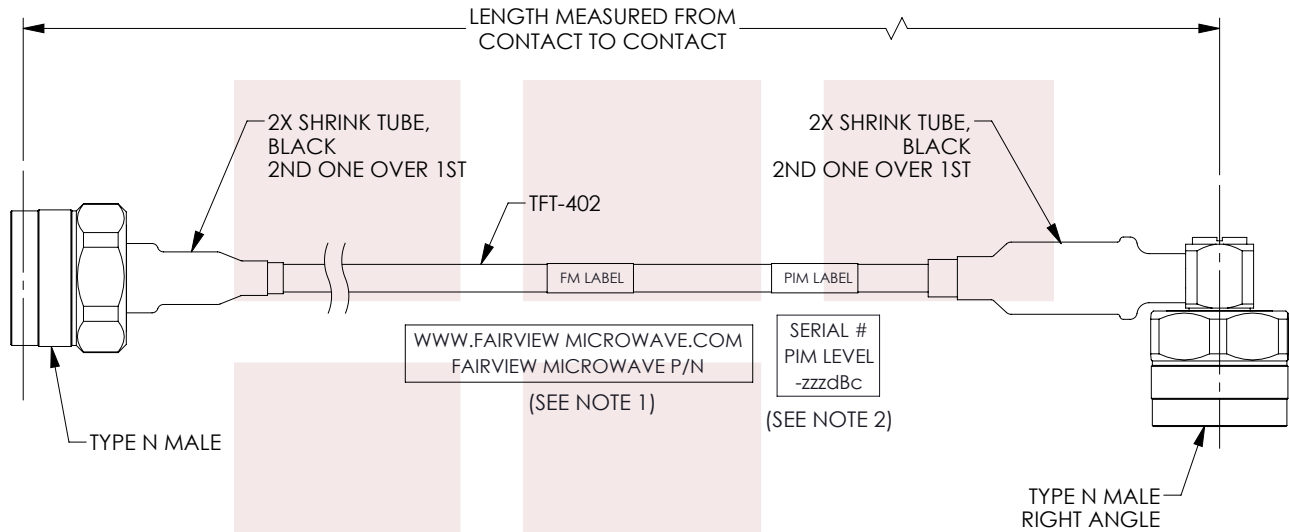
Click the following link to obtain additional part information: [N Male to N Male Right Angle Low PIM Cable 24 Inch Length Using TFT-402 Coax Using Times Microwave Components FMCA2317-24](#)

URL: <https://www.fairviewmicrowave.com/low-pim-n-male-ra-n-male-cable-tft-402-coax-fmca2317-24-p.aspx>

The information contained in this document is accurate to the best of our knowledge and representative of the part described herein. It may be necessary to make modifications to the part and/or the documentation of the part, in order to implement improvements. Fairview Microwave reserves the right to make such changes as required. Unless otherwise stated, all specifications are nominal. Fairview Microwave does not make any representation or warranty regarding the suitability of the part described herein for any particular purpose, and Fairview Microwave does not assume any liability arising out of the use of any part or documentation.



REVISIONS			
REV.	DESCRIPTION	DATE	APPROVED
B	PCR PE3C7959 20220517 AND PE3C7948 20210610	5/17/22	SRAUTUS



**NOTES:**

1. CABLES 84" AND UNDER HAVE 1 LABEL CENTERED. CABLES OVER 84" HAVE 2 LABELS, ONE AT EACH END 12" FROM THE FRONT OF THE CONNECTOR.
2. PIM LABEL 6" FROM CABLE END 1 PLACE.

THESE COMMODITIES, TECHNOLOGY OR SOFTWARE WERE EXPORTED FROM THE UNITED STATES IN ACCORDANCE WITH THE EXPORT ADMINISTRATION REGULATIONS. DIVERSION CONTRARY TO U.S. LAW PROHIBITED.

TITLE

N Male to N Male Right Angle Low PIM Cable 24 Inch Length Using TFT-402 Coax Using Times Microwave Components

UNLESS OTHERWISE SPECIFIED LEADING DIMENSIONS ARE INCHES  
DIMENSIONS IN [ ] ARE MILLIMETERS

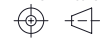
TOLERANCES:

.X = ±.2 [ .508] FRACTIONS ± 1/32  
.XX = ±.02 [ .51] ANGLES ± 1°  
.XXX = ±.005 [ .13]

CABLE LENGTH (L) TOLERANCES:

L ≤ 12 [305] = +1 [25] / -0  
12 [305] < L ≤ 60 [1524] = +2 [51] / -0  
60 [1524] < L ≤ 120 [3048] = +4 [102] / -0  
120 [3048] < L ≤ 300 [7620] = +6 [152] / -0  
300 [7620] < L = +5%L / -0

THIRD-ANGLE PROJECTION



THE INFORMATION AND DESIGN IN THIS DOCUMENT IS THE PROPERTY OF FAIRVIEW MICROWAVE CORPORATION. ALL RIGHTS RESERVED.

SHEET 1 OF 1

ALL DIMENSIONS SHOWN ARE FOR REFERENCE ONLY.

SCALE

N/A

SIZE A	CAGE CODE 3FKR5	DRAWN BY DFRISIELLO	ITEM NO. FMCA2317	REV B
-----------	--------------------	------------------------	----------------------	----------

T-Rev.D