

7/16 DIN Male to 7/16 DIN Female 4 Hole Flange Low PIM Cable 100 CM Length Using TFT-402 Coax Using Times Microwave Components

The 7/16 DIN male to 7/16 DIN female 4 hole flange 100 cm cable using TFT-402 coax, part number FMCA2312-100CM, from Fairview Microwave is in-stock and ships same day. This Fairview 7/16 DIN to 7/16 DIN cable assembly has a male to female gender configuration with 50 ohm flexible TFT-402 coax. Fairview Microwave's flexible RF cable assemblies are ideal for applications where tight bends and continual flexure are required. Our low PIM design offers excellent passive intermodulation performance with PIM levels better than -160 dBc. The FMCA2312-100CM 7/16 DIN male to 7/16 DIN female cable assembly operates to 5.8 GHz. Our RF cable assembly with 7/16 DIN 4 hole flange interface allows designers to create external connections on their product enclosures, and can be used in a variety of other rack mount and panel mount applications. The double shielding of this Fairview cable assembly provides excellent shielding effectiveness of better than -80 dB.

Custom versions of most RF cable assemblies can be built and shipped same day. Custom cable assembly lengths can be obtained by specifying the desired length on the web site at time of order or by contacting a sales representative. Other RF cable assembly value added services including connector orientation or clocking, heat shrink booting and labeling are also available. RF testing can also be performed to document the electrical performance of your cable assembly.

Electrical Specifications

Description	Min	Typ	Max	Units
Frequency Range	DC		5.8	GHz
VSWR			1.4:1	
Velocity of Propagation		76		%
RF Shielding	-80			dB
Passive Intermodulation			-160	dBc
Capacitance		26.7 [87.6]		pF/ft [pF/m]
DC Resistance Inner Conductor		8.5 [27.89]		Ω /1000ft [Ω /Km]
DC Resistance Outer Conductor		5.6 [18.37]		Ω /1000ft [Ω /Km]

Performance by Frequency

Description	F1	F2	F3	F4	F5	Units
Frequency	0.25	0.5	1	2.5	5.8	GHz
Insertion Loss (Typ.)	0.37	0.43	0.53	0.76	1.06	dB

Electrical Specification Notes:

The Insertion Loss data above is based on the performance specifications of the coax and connectors used in this assembly. The Insertion Loss includes an estimated insertion loss of 0.1 dB per connector.

Mechanical Specifications

Cable Assembly

Cable

Cable Type

TFT-402



Configuration:

- 7/16 DIN Male
- 7/16 DIN Female 4 Hole Flange
- TFT-402

Features:

- Max Frequency 5.8 GHz
- Low PIM: -160 dBc Max
- Shielding Effectivity > -80 dB
- 76% Phase Velocity
- Double Shielded
- FEP Jacket

Applications:

- General Purpose
- Laboratory Use
- Low PIM Applications
- Indoor and Outdoor Use
- Plenum Rated Applications

Fairview Microwave
301 Leora Ln., Suite 100
Lewisville, TX 75056
Tel: 1-800-715-4396 / (972) 649-6678
Fax: (972) 649-6689
www.fairviewmicrowave.com
sales@fairviewmicrowave.com

Impedance	50 Ohms
Inner Conductor Type	Solid
Inner Conductor Material and Plating	Copper, Silver
Dielectric Type	PTFE
Number of Shields	2
Shield Layer 1	Silver Plated Copper Braid
Shield Layer 2	Tinned Copper Braid
Jacket Material	FEP, Blue
Jacket Diameter	0.16 in [4.06 mm]
One Time Minimum Bend Radius	0.75 in [19.05 mm]

Connectors

Description	Connector 1	Connector 2
Type	7/16 DIN Male	7/16 DIN Female
Mount Method		4 Hole Flange
Impedance	50 Ohms	50 Ohms
Contact Material & Plating	Brass, Silver	Brass, Silver
Contact Plating Spec.	5 µm	5 µm
Dielectric Type	PTFE	PTFE
Outer Cond Material & Plating		Brass, Copper Clad Aluminum
Outer Cond Plating Spec.		3 µm
Body Material & Plating	Brass, Copper Clad Aluminum	Brass, Copper Clad Aluminum
Body Plating Spec.	3 µm	3 µm
Coupling Nut Material & Plating	Brass, Copper Clad Aluminum	
Coupling Nut Plating Spec.	3 µm	
Torque	22.083 ft-lbs 29.95 Nm	22.083 ft-lbs 29.95 Nm

Environmental Specifications

Temperature

Operating Range -55 to +150 deg C

Compliance Certifications (see [product page](#) for current document)

Plotted and Other Data

Notes:

How to Order

Part Number Configuration:

FMCA2312 - xx uu

cm = Centimeters
<blank> = Inches

Length

Example: FMCA2312-12 = 12 inches long cable
FMCA2312-100cm = 100 cm long cable

7/16 DIN Male to 7/16 DIN Female 4 Hole Flange Low PIM Cable 100 CM Length Using TFT-402 Coax Using Times Microwave Components from Fairview Microwave has same day shipment for domestic and International orders. Our RF, microwave and millimeter wave products maintain a 99% availability and are part of the broadest selection in the industry.

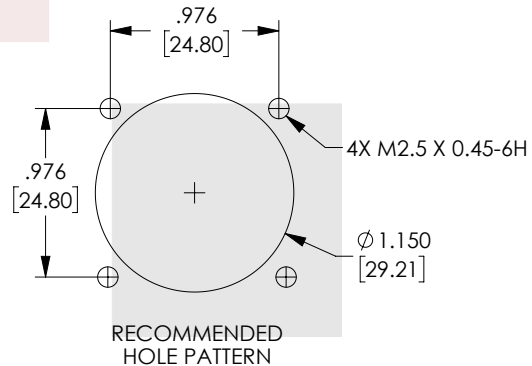
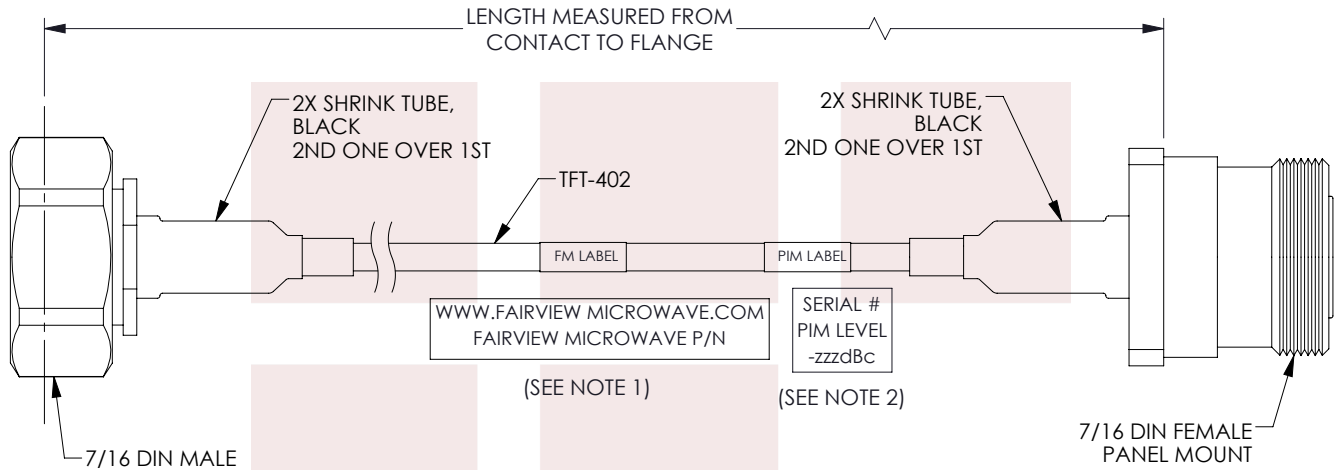
Click the following link to obtain additional part information: [7/16 DIN Male to 7/16 DIN Female 4 Hole Flange Low PIM Cable 100 CM Length Using TFT-402 Coax Using Times Microwave Components FMCA2312-100CM](https://www.fairviewmicrowave.com/low-pim-7-16-din-male-7-16-din-female-cable-tft-402-coax-fmca2312-100cm-p.aspx)

URL: <https://www.fairviewmicrowave.com/low-pim-7-16-din-male-7-16-din-female-cable-tft-402-coax-fmca2312-100cm-p.aspx>

The information contained in this document is accurate to the best of our knowledge and representative of the part described herein. It may be necessary to make modifications to the part and/or the documentation of the part, in order to implement improvements. Fairview Microwave reserves the right to make such changes as required. Unless otherwise stated, all specifications are nominal. Fairview Microwave does not make any representation or warranty regarding the suitability of the part described herein for any particular purpose, and Fairview Microwave does not assume any liability arising out of the use of any part or documentation.



REVISIONS			
REV.	DESCRIPTION	DATE	APPROVED
B	PCR PE3C7959 20220517 AND PE3C7948 20210610	5/17/22	SRAUTUS



NOTES:

1. CABLES 84" AND UNDER HAVE 1 LABEL CENTERED. CABLES OVER 84" HAVE 2 LABELS, ONE AT EACH END 12" FROM THE FRONT OF THE CONNECTOR.
2. PIM LABEL 6" FROM CABLE END 1 PLACE.

THESE COMMODITIES, TECHNOLOGY OR SOFTWARE WERE EXPORTED FROM THE UNITED STATES IN ACCORDANCE WITH THE EXPORT ADMINISTRATION REGULATIONS. DIVERSION CONTRARY TO U.S. LAW PROHIBITED.

TITLE

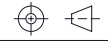
7/16 DIN Male to 7/16 DIN Female 4 Hole Flange Low PIM Cable 100 CM Length Using TFT-402 Coax Using Times Microwave Components

UNLESS OTHERWISE SPECIFIED LEADING DIMENSIONS ARE INCHES
DIMENSIONS IN [] ARE MILLIMETERS

TOLERANCES: CABLE LENGTH (L) TOLERANCES:

.X = ±.2 [5.08]	FRACTIONS	L ≤ 12 [305] = +1 [25] / -0
.XX = ±.02 [.51]	± 1/32	12 [305] < L ≤ 60 [1524] = +2 [51] / -0
.XXX = ±.005 [.13]	ANGLES ± 1°	60 [1524] < L ≤ 120 [3048] = +4 [102] / -0
		120 [3048] < L ≤ 300 [7620] = +6 [152] / -0
		300 [7620] < L = +5%L / -0

THIRD-ANGLE PROJECTION



THE INFORMATION AND DESIGN IN THIS DOCUMENT IS THE PROPERTY OF FAIRVIEW MICROWAVE CORPORATION. ALL RIGHTS RESERVED.

SHEET 1 OF 1

ALL DIMENSIONS SHOWN ARE FOR REFERENCE ONLY.

SCALE N/A

SIZE A	CAGE CODE 3FKR5	DRAWN BY DFRISIELLO	ITEM NO. FMCA2312	REV B
-----------	--------------------	------------------------	----------------------	----------

T-Rev.D