

Low Loss N Male to TNC Male Cable LMR-240 Coax in 36 Inch with Times Microwave Connectors with LF Solder

The type N male to TNC male 36 inch cable using LMR-240 coax, part number FMCA2159LF-36, from Fairview Microwave is in-stock and ships same day. This Fairview type N to TNC cable assembly has a male to male gender configuration with 50 ohm flexible LMR-240 coax. Fairview Microwave's flexible RF cable assemblies are ideal for applications where tight bends and continual flexure are required. The FMCA2159LF-36 type N male to TNC male cable assembly operates to 2.5 GHz. The double shielding of this Fairview cable assembly provides excellent shielding effectiveness of better than 90 dB.

Custom versions of most RF cable assemblies can be built and shipped same day. Custom cable assembly lengths can be obtained by specifying the desired length on the web site at time of order or by contacting a sales representative. Other RF cable assembly value added services including connector orientation or clocking, heat shrink booting and labeling are also available. RF testing can also be performed to document the electrical performance of your cable assembly.

Electrical Specifications

| Description | Min | Typ | Max | Units |
|-------------------------------|-----|--------------|-------|----------------------------------|
| Frequency Range | DC | | 2.5 | GHz |
| VSWR | | | 1.4:1 | |
| Velocity of Propagation | | 84 | | % |
| RF Shielding | 90 | | | dB |
| Capacitance | | 24.2 [79.4] | | pF/ft [pF/m] |
| Inductance | | 0.06 [0.2] | | uH/ft [uH/m] |
| DC Resistance Inner Conductor | | 3.2 [10.5] | | Ω /1000ft [Ω /Km] |
| DC Resistance Outer Conductor | | 3.89 [12.76] | | Ω /1000ft [Ω /Km] |

Mechanical Specifications

Cable Assembly

| | |
|---------|--------------------|
| Length* | 36 in [914.4 mm] |
| Weight | 0.22 lbs [99.79 g] |

Cable

| | |
|--------------------------------------|------------------|
| Cable Type | LMR-240 |
| Impedance | 50 Ohms |
| Inner Conductor Type | Solid |
| Inner Conductor Material and Plating | Copper |
| Dielectric Type | PE (F) |
| Number of Shields | 2 |
| Shield Layer 1 | Tinned Copper |
| Shield Layer 2 | Aluminum Tape |
| Jacket Material | PE, Black |
| Jacket Diameter | 0.24 in [6.1 mm] |



Configuration:

- N Male
- TNC Male
- LMR-240

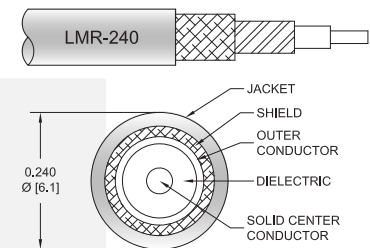
Features:

- Max Frequency 2.5 GHz
- Shielding Effectivity > 90 dB
- 84% Phase Velocity
- Double Shielded
- PE Jacket

Applications:

- General Purpose
- Laboratory Use

Cable Diagram:



Fairview Microwave
301 Leora Ln., Suite 100
Lewisville, TX 75056
Tel: 1-800-715-4396 / (972) 649-6678
Fax: (972) 649-6689
www.fairviewmicrowave.com
sales@fairviewmicrowave.com

Connectors

| Description | Connector 1 | Connector 2 |
|---------------------------------|------------------------|------------------------|
| Type | N Male | TNC Male |
| Configuration | Straight | Straight |
| Impedance | 50 Ohms | 50 Ohms |
| Contact Material & Plating | Beryllium Copper, Gold | Beryllium Copper, Gold |
| Contact Plating Spec. | ASTM-B488 | |
| Dielectric Type | PTFE | PTFE |
| Body Material & Plating | Brass, Tri-Metal | Brass, Nickel |
| Body Plating Spec. | QQ-N-290 | |
| Coupling Nut Material & Plating | Brass, Tri-Metal | Brass, Nickel |
| Coupling Nut Plating Spec. | QQ-N-290 | |
| Hex Size | 13/16 inch | |

Environmental Specifications
Temperature

Operating Range -40 to +85 deg C

Compliance Certifications (see [product page](#) for current document)

Plotted and Other Data

Notes:

How to Order

Part Number Configuration:

FMCA2159LF - xx uu

 cm = Centimeters
 <blank> = Inches
 Length

 Example: FMCA2159LF-12 = 12 inches long cable
 FMCA2159LF-100cm = 100 cm long cable

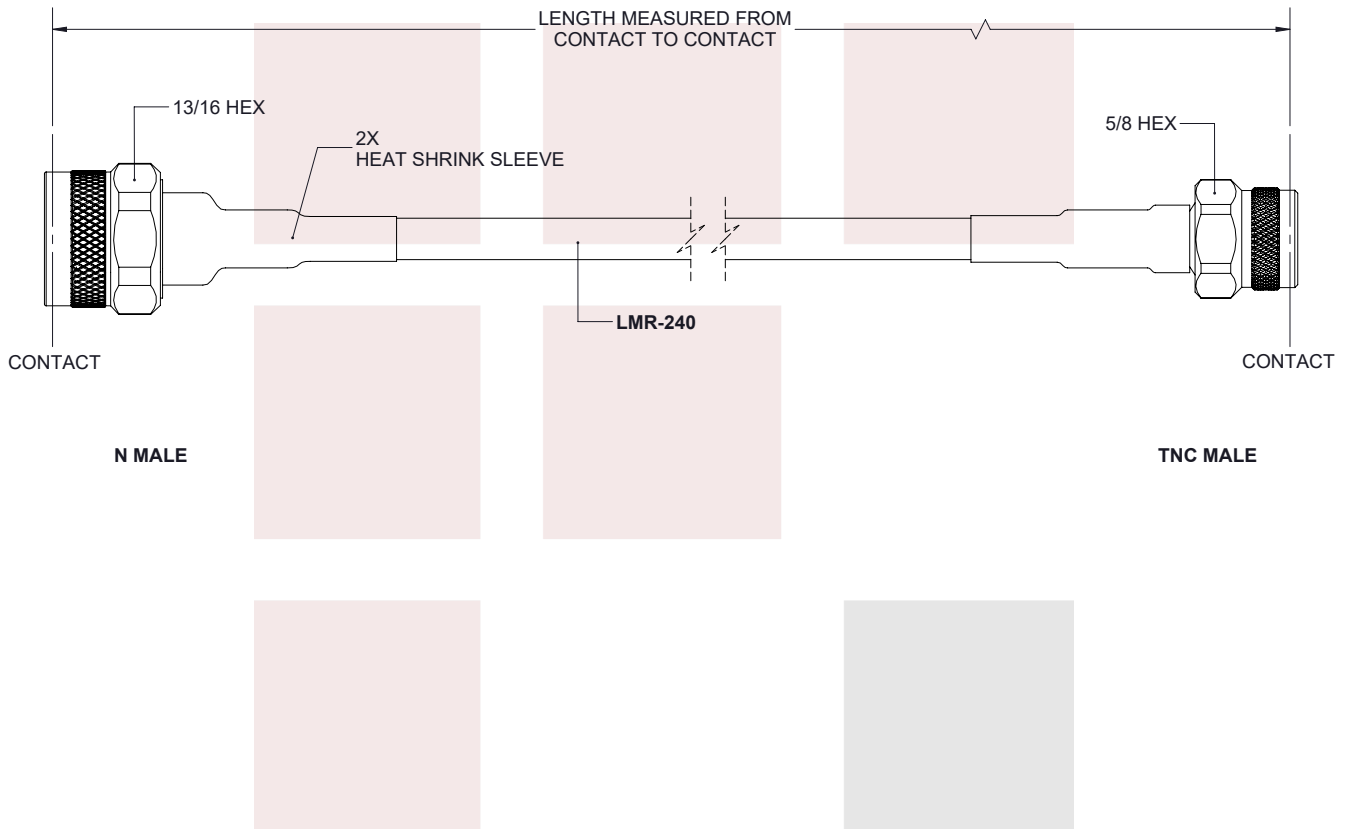
Low Loss N Male to TNC Male Cable LMR-240 Coax in 36 Inch with Times Microwave Connectors with LF Solder from Fairview Microwave has same day shipment for domestic and International orders. Our RF, microwave and millimeter wave products maintain a 99% availability and are part of the broadest selection in the industry.

Click the following link to obtain additional part information: [Low Loss N Male to TNC Male Cable LMR-240 Coax in 36 Inch with Times Microwave Connectors with LF Solder FMCA2159LF-36](#)

URL: <https://www.fairviewmicrowave.com/low-loss-n-male-tnc-male-cable-lmr240-coax-fmca2159lf-36-p.aspx>

The information contained in this document is accurate to the best of our knowledge and representative of the part described herein. It may be necessary to make modifications to the part and/or the documentation of the part, in order to implement improvements. Fairview Microwave reserves the right to make such changes as required. Unless otherwise stated, all specifications are nominal. Fairview Microwave does not make any representation or warranty regarding the suitability of the part described herein for any particular purpose, and Fairview Microwave does not assume any liability arising out of the use of any part or documentation.

| REVISIONS | | | |
|-----------|-----------------|-----------|----------|
| REV. | DESCRIPTION | DATE | APPROVED |
| A | INITIAL RELEASE | 3/27/2020 | S.ELLIS |



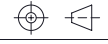
THESE COMMODITIES, TECHNOLOGY OR SOFTWARE WERE EXPORTED FROM THE UNITED STATES IN ACCORDANCE WITH THE EXPORT ADMINISTRATION REGULATIONS. DIVERSION CONTRARY TO U.S. LAW PROHIBITED.

TITLE
Low Loss N Male to TNC Male Cable LMR-240 Coax in 36 Inch with Times Microwave Connectors with LF Solder

UNLESS OTHERWISE SPECIFIED LEADING DIMENSIONS ARE INCHES
DIMENSIONS IN [] ARE MILLIMETERS

| TOLERANCES: | | CABLE LENGTH (L) TOLERANCES: | |
|----------------------|------------------|---|--|
| .X = ±.2 [.508] | FRACTIONS ± 1/32 | L ≤ 12 [305] = +1 [25] / -0 | |
| .XX = ±.02 [.51] | | 12 [305] < L ≤ 60 [1524] = +2 [51] / -0 | |
| .XXX = ±.005 [.13] | ANGLES ± 1° | 60 [1524] < L ≤ 120 [3048] = +4 [102] / -0 | |
| | | 120 [3048] < L ≤ 300 [7620] = +6 [152] / -0 | |
| | | 300 [7620] < L = +5%L / -0 | |

THIRD-ANGLE PROJECTION



THE INFORMATION AND DESIGN IN THIS DOCUMENT IS THE PROPERTY OF FAIRVIEW MICROWAVE CORPORATION. ALL RIGHTS RESERVED.

| | | | |
|-------|---|----|---|
| SHEET | 1 | OF | 1 |
|-------|---|----|---|

ALL DIMENSIONS SHOWN ARE FOR REFERENCE ONLY.

SCALE N/A

| | | | | |
|------|-----------|----------|------------|-----|
| SIZE | CAGE CODE | DRAWN BY | ITEM NO. | REV |
| A | 3FKR5 | K.DANG | FMCA2159LF | A |

T-Rev.D