

## Fire Rated Low PIM 4.3-10 Male to 4.3-10 Male Cable SPF-250 Coax in 50 cm Using Times Microwave Parts

The 4.3-10 male to 4.3-10 male 50 cm cable using SPF-250 coax, part number FMCA2095-50CM, from Fairview Microwave is in-stock and ships same day. This Fairview 4.3-10 to 4.3-10 cable assembly has a male to male gender configuration with 50 ohm corrugated SPF-250 coax. Fairview Microwave's corrugated RF cable assemblies are ideal for applications where durability and high power are needed. Our low PIM design offers excellent passive intermodulation performance with PIM levels better than -160 dBc. The FMCA2095-50CM 4.3-10 male to 4.3-10 male cable assembly operates to 5.8 GHz. Times Microwave cable is used in each assembly and TMS components are used to form connections with the super flexible low PIM cable. These cable assemblies are expertly built to satisfy your specific need with high quality Times Microwave Systems manufactured parts.

Custom versions of most RF cable assemblies can be built and shipped same day. Custom cable assembly lengths can be obtained by specifying the desired length on the web site at time of order or by contacting a sales representative. Other RF cable assembly value added services including connector orientation or clocking, heat shrink booting and labeling are also available. RF testing can also be performed to document the electrical performance of your cable assembly.

### Electrical Specifications

Description	Min	Typ	Max	Units
Frequency Range	DC		5.8	GHz
VSWR			1.4:1	
Velocity of Propagation		83		%
Passive Intermodulation		-165	-160	dBc
Capacitance		24 [78.74]		pF/ft [pF/m]
Inductance		0.054 [0.18]		uH/ft [uH/m]

### Performance by Frequency

Description	F1	F2	F3	F4	F5	Units
Frequency	0.45	0.7	1	2.5	5.8	GHz
Insertion Loss (Max.)	0.21	0.26	0.31	0.49	0.76	dB

#### Electrical Specification Notes:

PIM test results vary between cables

The Insertion Loss data above is based on the performance specifications of the coax used in this assembly. The Insertion Loss includes an estimated insertion loss of  $0.1 \cdot \sqrt{FGHz}$  dB per connector.

### Mechanical Specifications

#### Cable Assembly

Length\* 19.685 in [500 mm]

#### Cable

Cable Type SPF-250  
 Impedance 50 Ohms  
 Inner Conductor Type Solid



### Configuration:

- 4.3-10 Male
- TC-250-4310M-LP
- 4.3-10 Male
- TC-250-4310M-LP
- SPF-250

### Features:

- Max Frequency 5.8 GHz
- Low PIM: -160 dBc Max
- 83% Phase Velocity
- FRPE Jacket
- 100% Tested with PIM Test Results Marked on Cable
- Lightweight and Extremely Flexible
- Low Loss with Excellent VSWR
- IP67 (when mated)
- Using Times Microwave Components

### Applications:

- General Purpose
- Laboratory Use
- Low PIM Applications
- Distributed Antenna Systems (DAS)
- Multi-Carrier Communication Systems
- PIM Testing

### Cable Diagram:

Fairview Microwave  
 301 Leora Ln., Suite 100  
 Lewisville, TX 75056  
 Tel: 1-800-715-4396 / (972) 649-6678  
 Fax: (972) 649-6689  
[www.fairviewmicrowave.com](http://www.fairviewmicrowave.com)  
[sales@fairviewmicrowave.com](mailto:sales@fairviewmicrowave.com)

Inner Conductor Material and Plating	Copper Clad Aluminum
Dielectric Type	Foam PE
Number of Shields	1
Shield Layer 1	Helically Corrugated Copper Tube
Outer Conductor Material and Plating	Copper
Jacket Material	FRPE, Blue
Jacket Diameter	0.303 in [7.7 mm]
One Time Minimum Bend Radius	1.25 in [31.75 mm]
Bending Moment	0.5 lbs-ft [0.68 N-m]

**Connectors**

Description	Connector 1	Connector 2
Type	4.3-10 Male	4.3-10 Male
Impedance	50 Ohms	50 Ohms
Contact Material & Plating	Phosphor Bronze, Silver	Phosphor Bronze, Silver
Contact Plating Spec.	200µ in	200µ in
Dielectric Type	PTFE	PTFE
Body Material & Plating	Brass, Tri-Metal	Brass, Tri-Metal
Body Plating Spec.	80µ in	80µ in
Coupling Nut Material & Plating	Brass, Tri-Metal	Brass, Tri-Metal
Coupling Nut Plating Spec.	80µ in	80µ in
Torque	44.25 in-lbs 5 Nm	44.25 in-lbs 5 Nm

**Environmental Specifications**

**Temperature**

Operating Range	-55 to +200 deg C
Storage Range	-55 to +200 deg C

Environmental Specification Notes:  
CMR (Riser) Fire Rated

**Compliance Certifications** (see [product page](#) for current document)

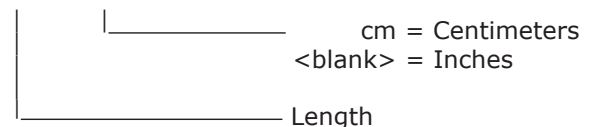
**Plotted and Other Data**

Notes:  
• Values at 25°C, sea level.

**How to Order**

Part Number Configuration:

**FMCA2095 - xx uu**




Example: FMCA2095-12 = 12 inches long cable  
FMCA2095-100cm = 100 cm long cable

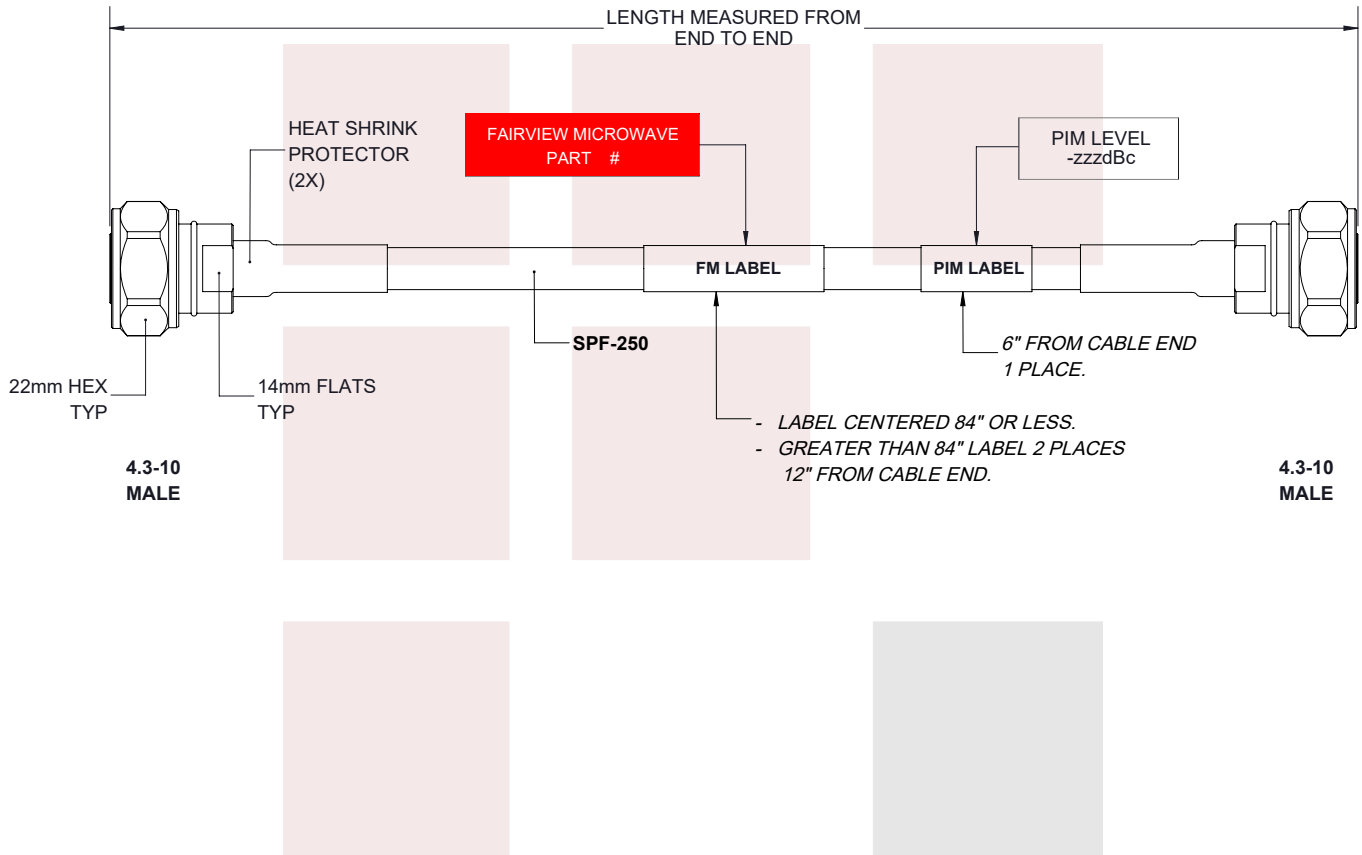
Fire Rated Low PIM 4.3-10 Male to 4.3-10 Male Cable SPF-250 Coax in 50 cm Using Times Microwave Parts from Fairview Microwave has same day shipment for domestic and International orders. Our RF, microwave and millimeter wave products maintain a 99% availability and are part of the broadest selection in the industry.

Click the following link to obtain additional part information: [Fire Rated Low PIM 4.3-10 Male to 4.3-10 Male Cable SPF-250 Coax in 50 cm Using Times Microwave Parts FMCA2095-50CM](#)

URL: <https://www.fairviewmicrowave.com/low-pim-4.3-10-male-4.3-10-male-cable-spf250-coax-fmca2095-50cm-p.aspx>

The information contained in this document is accurate to the best of our knowledge and representative of the part described herein. It may be necessary to make modifications to the part and/or the documentation of the part, in order to implement improvements. Fairview Microwave reserves the right to make such changes as required. Unless otherwise stated, all specifications are nominal. Fairview Microwave does not make any representation or warranty regarding the suitability of the part described herein for any particular purpose, and Fairview Microwave does not assume any liability arising out of the use of any part or documentation.





STANDARD TOLERANCES	
.X	±0.2
.XX	±0.01
.XXX	±0.005

\*STANDARD TOLERANCES APPLY ONLY TO DIMENSIONS IN INCHES

<p><b>Fairview Microwave</b> an INFINIT<sup>®</sup> brand</p>		<p>NOTES: 1. UNLESS OTHERWISE SPECIFIED ALL DIMENSIONS ARE NOMINAL. 2. ALL SPECIFICATIONS ARE SUBJECT TO CHANGE WITHOUT NOTICE AT ANY TIME. 3. DIMENSIONS ARE IN INCHES [mm].</p>			
<p>TITLE</p> <p>Fire Rated Low PIM 4.3-10 Male to 4.3-10 Male Cable SPF-250 Coax in 50 cm Using Times Microwave Parts</p>		<p>DWG NO</p> <p>FMCA2095</p>		<p>CAGE CODE</p> <p>3FKR5</p>	
<p>CAD FILE 09/12/19</p>		<p>SHEET 1 OF 1</p>		<p>SCALE N/A</p>	
				<p>SIZE A 7361</p>	