

Plenum Low PIM 4.3-10 Male to N Male Cable SPP-375-LLPL Coax in 48 Inch Using Times Microwave Parts



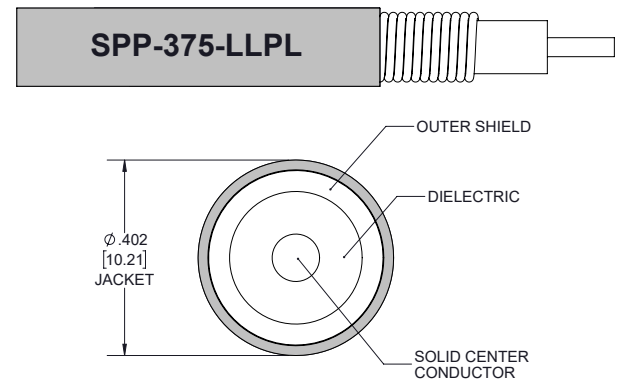
FMCA2052-48

Configuration

- Connector 1: 4.3-10 Male TC-SPO375-4310M-LP
- Connector 2: N Male TC-375-NM-LP
- Cable Type: SPP-375-LLPL
- Coax Flex Type: Corrugated

Features

- Max Frequency 3 GHz
- Low PIM: -160 dBc Max
- Shielding Effectivity > 100 dB
- 76% Phase Velocity
- FEP Jacket
- 100% Tested with PIM Test Results Marked on Cable
- UL910 Plenum Rated Cable
- Lightweight and Extremely Flexible
- Low Loss with Excellent VSWR
- IP67 (when mated)
- Using Times Microwave Components



Applications

- General Purpose
- Laboratory Use
- Low PIM Applications
- Distributed Antenna Systems (DAS)
- Plenum Installations
- Multi-Carrier Communication Systems
- PIM Testing

Description

The 4.3-10 male to type N male 48 inch cable using SPP-375-LLPL coax, part number FMCA2052-48, from Fairview Microwave is in-stock and ships same day. This Fairview 4.3-10 to type N cable assembly has a male to male gender configuration with 50 ohm corrugated SPP-375-LLPL coax. Fairview Microwave's corrugated RF cable assemblies are ideal for applications where durability and high power are needed. Our low PIM design offers excellent passive intermodulation performance with PIM levels better than -160 dBc. The FMCA2052-48 4.3-10 male to type N male cable assembly operates to 3 GHz. Times Microwave cable is used in each assembly and TMS components are used to form connections with the super flexible low PIM cable. These cable assemblies are expertly built to satisfy your specific need with high quality Times Microwave Systems manufactured parts.

Custom versions of most RF cable assemblies can be built and shipped same day. Custom cable assembly lengths can be obtained by specifying the desired length on the web site at time of order or by contacting a sales representative. Other RF cable assembly value added services including connector orientation or clocking, heat shrink booting and labeling are also available. RF testing can also be performed to document the electrical performance of your cable assembly.

Electrical Specifications

Description	Minimum	Typical	Maximum	Units
Frequency Range	DC		3	GHz
VSWR			1.38:1	
Velocity of Propagation		76		%
RF Shielding	100			dB

Plenum Low PIM 4.3-10 Male to N Male Cable SPP-375-LLPL Coax in 48 Inch Using Times Microwave Parts



FMCA2052-48

Electrical Specifications

Description	Minimum	Typical	Maximum	Units
Passive Intermodulation IM3 (2x43dBm Tones) at 850 MHz or 1900 MHz		-165	-160	dBc
Capacitance		26.2 [85.96]		pF/ft [pF/m]
Inductance		0.067 [0.22]		uH/ft [uH/m]
DC Resistance Inner Conductor		1.3 [4.27]		Ohms/1000ft [Ohms/Km]

Specifications by Frequency

Description	F1	F2	F3	F4	F5	Units
Frequency	0.45	0.7	1	2	3	GHz
Insertion Loss (Max.)	0.28	0.32	0.36	0.52	0.76	dB

Electrical Specification Notes:

PIM test results vary between cables

The Insertion Loss data above is based on the performance specifications of the coax used in this assembly. The Insertion Loss includes an estimated insertion loss of 0.1*SQRT(FGHz) dB for the 4.3-10 connector and 0.1 dB for the N connector.

Mechanical Specifications

Cable Assembly

Length	48 in [121.92 cm]
Width/Diameter	.96 in [24.38 mm]
Weight	0.461 lbs [209.11 g]

Cable

Cable Type	SPP-375-LLPL
Impedance	50 Ohms
Inner Conductor Type	Solid
Inner Conductor Material and Plating	Copper Clad Aluminum
Dielectric Type	Microporous PTFE
Number of Shields	1
Shield Layer 1	Helically Corrugated Copper Tube
Outer Conductor 1 Material and Plating	Copper
Jacket Material	FEP, Blue
Jacket Diameter	0.402 in [10.21 mm]
One Time Minimum Bend Radius	1.25 in [31.75 mm]
Bending Moment	1.7 lbs-ft [2.31 N-m]

Plenum Low PIM 4.3-10 Male to N Male Cable SPP-375-LLPL Coax in 48 Inch Using Times Microwave Parts



FMCA2052-48

Connectors

Description	Connector 1	Connector 2
Type	4.3-10 Male	N Male
Impedance	50 Ohms	50 Ohms
Configuration	Straight	Straight
Contact Material and Plating	Brass, Silver	Brass, Silver
Contact Plating Specification	200 µin	196 µin
Dielectric Type	PTFE	PTFE
Outer Conductor Material and Plating		Brass, Tri-Metal
Outer Conductor Plating Specification		118 µin
Body Material and Plating	Brass, Tri-Metal	
Body Plating Specification	80 µin	
Coupling Nut Material and Plating	Brass, Nickel	Brass, Tri-Metal
Coupling Nut Plating Specification	200 µin	118 µin
Torque	44.25 in-lbs 5 Nm	10 in-lbs 1.13 Nm

Environmental Specifications

Operating Range Temperature	-55 to +200 deg C
Storage Range Temperature	-55 to +200 deg C
Plenum Rating	UL910

Compliance Certifications (see [product page](#) for current document)

Plotted and Other Data

Notes:
Values at 25°C, sea level.

Plenum Low PIM 4.3-10 Male to N Male Cable SPP-375-LLPL Coax in 48 Inch Using Times Microwave Parts

FMCA2052-48



Typical Performance Data

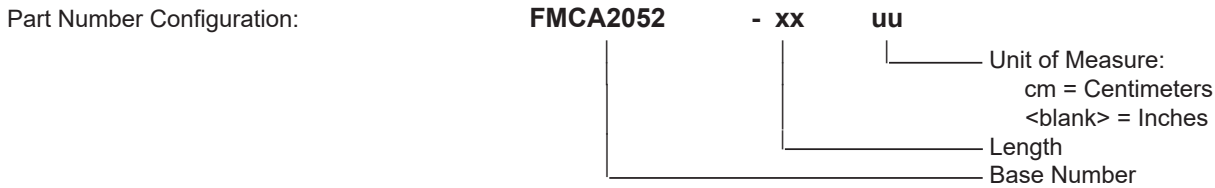


Plenum Low PIM 4.3-10 Male to N Male Cable SPP-375-LLPL Coax in 48 Inch Using Times Microwave Parts



FMCA2052-48

How to Order



Example: FMCA2052-12 = 12 inches long cable
FMCA2052-100cm = 100 cm long cable

Plenum Low PIM 4.3-10 Male to N Male Cable SPP-375-LLPL Coax in 48 Inch Using Times Microwave Parts from Fairview Microwave is in-stock and available to ship same-day. All of our RF/microwave products are available off-the-shelf from our ISO 9001:2008 certified facilities in Lewisville, Texas. Fairview Microwave is RF on-demand.

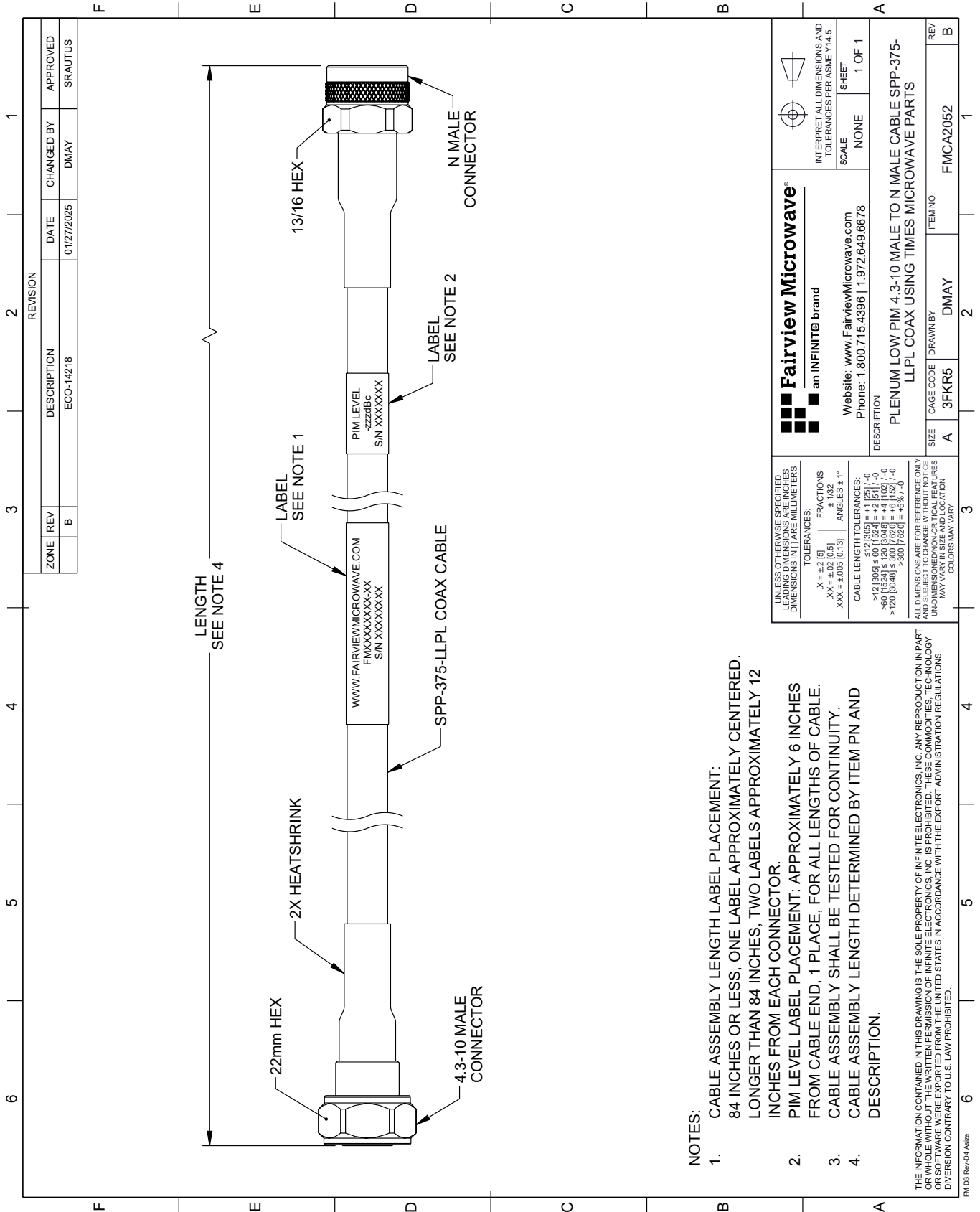
For additional information on this product, please click the following link: [Plenum Low PIM 4.3-10 Male to N Male Cable SPP-375-LLPL Coax in 48 Inch Using Times Microwave Parts FMCA2052-48](https://www.fairviewmicrowave.com/low-pim-4.3-10-male-n-male-cable-spp375llpl-coax-fmca2052-48-p.aspx)

URL: <https://www.fairviewmicrowave.com/low-pim-4.3-10-male-n-male-cable-spp375llpl-coax-fmca2052-48-p.aspx>

The information contained within this document is accurate to the best of our knowledge and representative of the part described herein. It may be necessary to make modifications to the part and/or the documentation of the part in order to implement improvements. Fairview Microwave reserves the right to make such changes as required. Unless otherwise stated, all specifications are nominal. Fairview Microwave does not make any representation or warranty regarding the suitability of the part described herein for any particular purpose, and Fairview Microwave does not assume liability arising out of the use of any part or document.

FMCA2052-48 CAD Drawing

Plenum Low PIM 4.3-10 Male to N Male Cable SPP-375-LLPL Coax in 48 Inch Using Times Microwave Parts



NOTES:

1. CABLE ASSEMBLY LENGTH LABEL PLACEMENT: 84 INCHES OR LESS, ONE LABEL APPROXIMATELY CENTERED. LONGER THAN 84 INCHES, TWO LABELS APPROXIMATELY 12 INCHES FROM EACH CONNECTOR.
2. PIM LEVEL LABEL PLACEMENT: APPROXIMATELY 6 INCHES FROM CABLE END, 1 PLACE, FOR ALL LENGTHS OF CABLE.
3. CABLE ASSEMBLY SHALL BE TESTED FOR CONTINUITY.
4. CABLE ASSEMBLY LENGTH DETERMINED BY ITEM PN AND DESCRIPTION.

THE INFORMATION CONTAINED IN THIS DRAWING IS THE SOLE PROPERTY OF INFINITE ELECTRONICS, INC. ANY REPRODUCTION IN PART OR WHOLE WITHOUT THE WRITTEN PERMISSION OF INFINITE ELECTRONICS, INC. IS PROHIBITED. THESE COMMODITIES, TECHNOLOGY OR SOFTWARE WERE EXPORTED FROM THE UNITED STATES IN ACCORDANCE WITH THE EXPORT ADMINISTRATION REGULATIONS. DIVISION CONTRARY TO U.S. LAW PROHIBITED.

FM DS Rev-D4 A42b

<p>Fairview Microwave® an INFINITe brand</p> <p>Website: www.FairviewMicrowave.com Phone: 1.800.715.4396 1.972.649.6678</p>		<p>INTERPRET ALL DIMENSIONS AND TOLERANCES PER ASME Y14.5</p> <p>SCALE: NONE</p> <p>SHEET: 1 OF 1</p>												
<p>UNLESS OTHERWISE SPECIFIED, LEADING DIMENSIONS ARE IN INCHES. DIMENSIONS IN [] ARE MILLIMETERS.</p> <p>TOLERANCES: .X = ±.2 [5] .XX = ±.02 [0.5] .XXX = ±.005 [0.13]</p> <p>FRACTIONS: ± 1/32 ANGLES: ± 1°</p> <p>CABLE LENGTH TOLERANCES: <12 [305] ≤ 60 [1524] = ±1 [25] / -0 >60 [1524] ≤ 120 [3048] = ±4 [102] / -0 >120 [3048] ≤ 300 [7620] = ±5% / -0</p> <p>ALL DIMENSIONS ARE FOR REFERENCE ONLY. DIMENSIONS OF CRITICAL FEATURES MAY VARY IN SIZE AND LOCATION. COLORS MAY VARY.</p>														
<p>REVISION</p> <table border="1"> <tr> <th>ZONE</th> <th>REV</th> <th>DESCRIPTION</th> <th>DATE</th> <th>CHANGED BY</th> <th>APPROVED</th> </tr> <tr> <td></td> <td>B</td> <td>ECO-14218</td> <td>01/27/2025</td> <td>DMAY</td> <td>SRAUTUS</td> </tr> </table>	ZONE	REV	DESCRIPTION	DATE	CHANGED BY	APPROVED		B	ECO-14218	01/27/2025	DMAY	SRAUTUS	<p>DESCRIPTION</p> <p>PLENUM LOW PIM 4.3-10 MALE TO N MALE CABLE SPP-375-LLPL COAX USING TIMES MICROWAVE PARTS</p>	<p>ITEM NO.</p> <p>FMCA2052</p>
ZONE	REV	DESCRIPTION	DATE	CHANGED BY	APPROVED									
	B	ECO-14218	01/27/2025	DMAY	SRAUTUS									
<p>SIZE</p> <p>A</p>	<p>CAGE CODE</p> <p>3FKR5</p>	<p>DRAWN BY</p> <p>DMAY</p>												
<p>REV</p> <p>B</p>	<p>1</p>	<p>2</p>												