

## Fire Rated Low PIM N Male to N Male Cable SPF-250 Coax in 60 Inch Using Times Microwave Parts

### FMCA2030-60

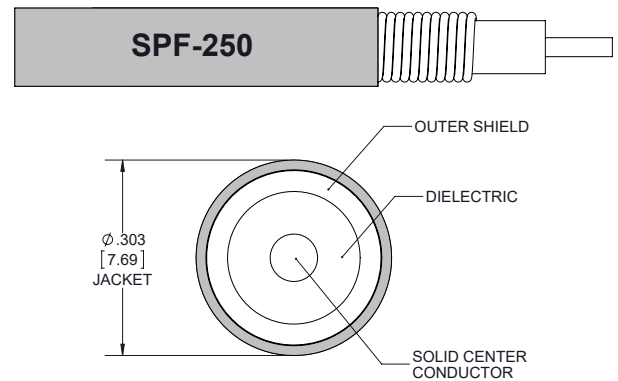


#### Configuration

- Connector 1: N Male TC-250-NM-LP
- Connector 2: N Male TC-250-NM-LP
- Cable Type: SPF-250
- Coax Flex Type: Corrugated

#### Features

- Max Frequency 5.8 GHz
- Low PIM: -160 dBc Max
- 83% Phase Velocity
- FRPE Jacket
- 500 Mating Cycles
- 100% Tested with PIM Test Results Marked on Cable
- Lightweight and Extremely Flexible
- Low Loss with Excellent VSWR
- IP67 (when mated)
- Using Times Microwave Components



#### Applications

- General Purpose
- Laboratory Use
- Low PIM Applications
- Distributed Antenna Systems (DAS)
- Multi-Carrier Communication Systems
- PIM Testing

#### Description

The type N male to type N male 60 inch cable using SPF-250 coax, part number FMCA2030-60, from Fairview Microwave is in-stock and ships same day. This Fairview type N to type N cable assembly has a male to male gender configuration with 50 ohm corrugated SPF-250 coax. Fairview Microwave's corrugated RF cable assemblies are ideal for applications where durability and high power are needed. Our low PIM design offers excellent passive intermodulation performance with PIM levels better than -160 dBc. The FMCA2030-60 type N male to type N male cable assembly operates to 5.8 GHz. Times Microwave cable is used in each assembly and TMS components are used to form connections with the super flexible low PIM cable. These cable assemblies are expertly built to satisfy your specific need with high quality Times Microwave Systems manufactured parts.

Custom versions of most RF cable assemblies can be built and shipped same day. Custom cable assembly lengths can be obtained by specifying the desired length on the web site at time of order or by contacting a sales representative. Other RF cable assembly value added services including connector orientation or clocking, heat shrink booting and labeling are also available. RF testing can also be performed to document the electrical performance of your cable assembly.

#### Electrical Specifications

Description	Minimum	Typical	Maximum	Units
Frequency Range	DC		5.8	GHz
VSWR			1.4:1	
Velocity of Propagation		83		%
Passive Intermodulation		-165	-160	dBc
IM3 (2x43dBm Tones) at 850 MHz or 1900 MHz				

## Fire Rated Low PIM N Male to N Male Cable SPF-250 Coax in 60 Inch Using Times Microwave Parts

### FMCA2030-60



#### Electrical Specifications

Description	Minimum	Typical	Maximum	Units
Capacitance		24 [78.74]		pF/ft [pF/m]
Inductance		0.054 [0.18]		uH/ft [uH/m]

#### Specifications by Frequency

Description	F1	F2	F3	F4	F5	Units
Frequency	0.45	0.7	1	2.5	5.8	GHz
Insertion Loss (Max.)	0.34	0.43	0.52	0.84	1.32	dB

Electrical Specification Notes:

PIM test results vary between cables

The Insertion Loss data above is based on the performance specifications of the coax used in this assembly. The Insertion Loss includes an estimated insertion loss of 0.1\*SQRT(FGHz) dB per connector.

#### Mechanical Specifications

##### Cable Assembly

Length	60 in [152.4 cm]
Width/Diameter	.63 in [16 mm]

##### Cable

Cable Type	SPF-250
Impedance	50 Ohms
Inner Conductor Type	Solid
Inner Conductor Material and Plating	Copper Clad Aluminum
Dielectric Type	Foam PE
Number of Shields	1
Shield Layer 1	Helically Corrugated Copper Tube
Outer Conductor 1 Material and Plating	Copper
Jacket Material	FRPE, Black
Jacket Diameter	0.303 in [7.7 mm]
One Time Minimum Bend Radius	1.25 in [31.75 mm]
Bending Moment	0.5 lbs-ft [0.68 N-m]

Fire Rated Low PIM N Male to N Male Cable  
SPF-250 Coax in 60 Inch Using Times Microwave Parts

FMCA2030-60



Connectors

Description	Connector 1	Connector 2
Type	N Male	N Male
Impedance	50 Ohms	50 Ohms
Configuration	Straight	Straight
Mating Cycles	500	500
Contact Material and Plating	Brass, Silver	Brass, Silver
Contact Plating Specification	200 µin	200 µin
Dielectric Type	PTFE	PTFE
Body Material and Plating	Brass, Tri-Metal	Brass, Tri-Metal
Body Plating Specification	80 µin	80 µin
Coupling Nut Material and Plating	Brass, Tri-Metal	Brass, Tri-Metal
Coupling Nut Plating Specification	80 µin	80 µin
Torque	9.74 in-lbs 1.1 Nm	9.74 in-lbs 1.1 Nm

Environmental Specifications

Operating Range Temperature	-55 to +200 deg C
Storage Range Temperature	-55 to +200 deg C
Environmental Specification Notes: CMR (Riser) Fire Rated	

Compliance Certifications (see [product page](#) for current document)

Plotted and Other Data

Notes:  
Values at 25°C, sea level.

Fire Rated Low PIM N Male to N Male Cable  
SPF-250 Coax in 60 Inch Using Times Microwave Parts

**FMCA2030-60**



#### Typical Performance Data



## Fire Rated Low PIM N Male to N Male Cable SPF-250 Coax in 60 Inch Using Times Microwave Parts

### FMCA2030-60



#### How to Order

Part Number Configuration: **FMCA2030 - xx uu**

Unit of Measure:  
cm = Centimeters  
<blank> = Inches

Length

Base Number

Example: FMCA2030-12 = 12 inches long cable  
FMCA2030-100cm = 100 cm long cable

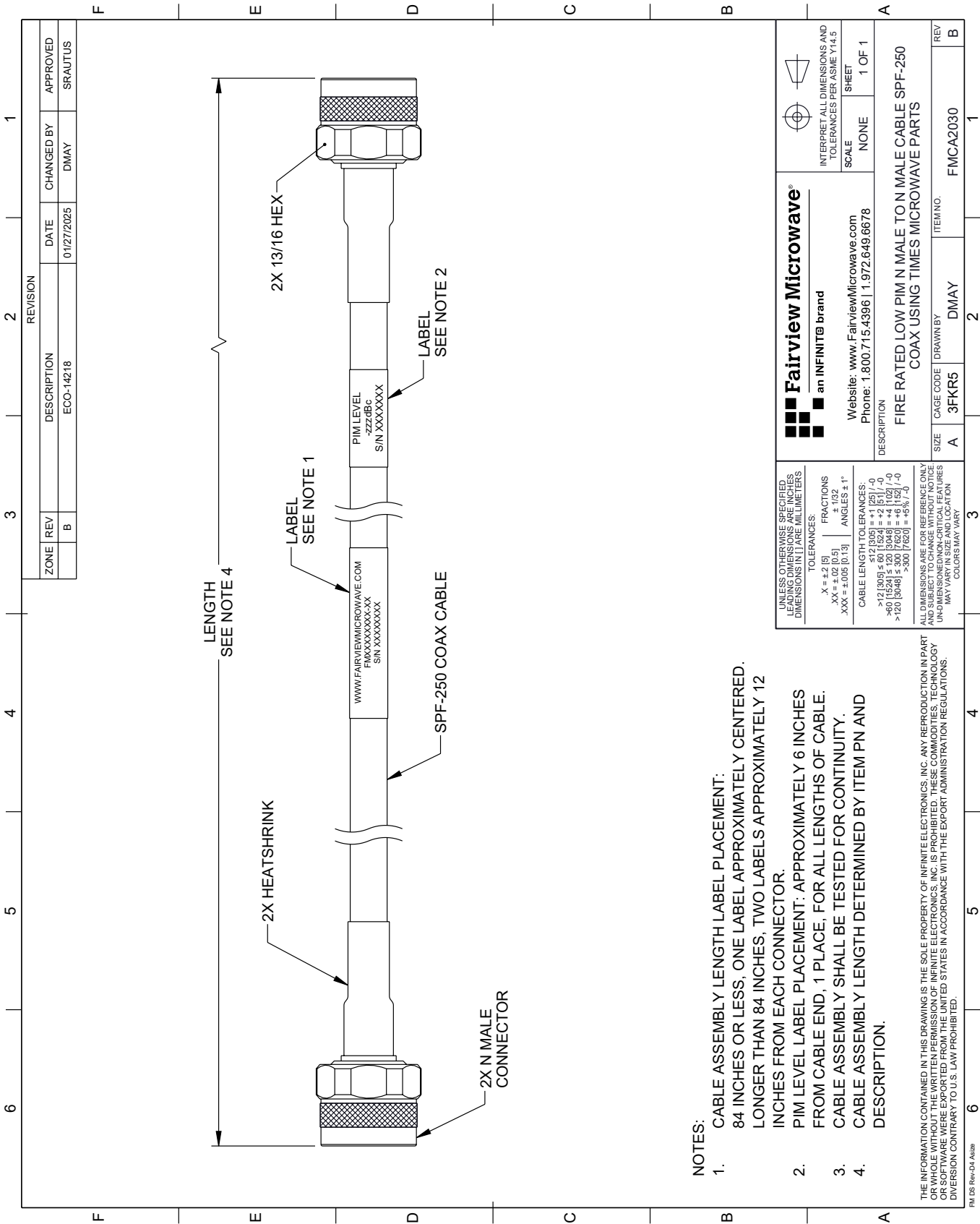
Fire Rated Low PIM N Male to N Male Cable SPF-250 Coax in 60 Inch Using Times Microwave Parts from Fairview Microwave is in-stock and available to ship same-day. All of our RF/microwave products are available off-the-shelf from our ISO 9001:2008 certified facilities in Lewisville, Texas. Fairview Microwave is RF on-demand.

For additional information on this product, please click the following link: [Fire Rated Low PIM N Male to N Male Cable SPF-250 Coax in 60 Inch Using Times Microwave Parts FMCA2030-60](https://www.fairviewmicrowave.com/low-pim-n-male-n-male-cable-spf250-coax-fmca2030-60-p.aspx)



URL: <https://www.fairviewmicrowave.com/low-pim-n-male-n-male-cable-spf250-coax-fmca2030-60-p.aspx>

The information contained within this document is accurate to the best of our knowledge and representative of the part described herein. It may be necessary to make modifications to the part and/or the documentation of the part in order to implement improvements. Fairview Microwave reserves the right to make such changes as required. Unless otherwise stated, all specifications are nominal. Fairview Microwave does not make any representation or warranty regarding the suitability of the part described herein for any particular purpose, and Fairview Microwave does not assume liability arising out of the use of any part or document.

FMCA2030-60 CAD Drawing
Fire Rated Low PIM N Male to N Male Cable SPF-250 Coax in 60 Inch Using Times Microwave Parts



- 1. CABLE ASSEMBLY LENGTH LABEL PLACEMENT: 84 INCHES OR LESS, ONE LABEL APPROXIMATELY CENTERED. LONGER THAN 84 INCHES, TWO LABELS APPROXIMATELY 12 INCHES FROM EACH CONNECTOR.
- 2. PIM LEVEL LABEL PLACEMENT: APPROXIMATELY 6 INCHES FROM CABLE END, 1 PLACE, FOR ALL LENGTHS OF CABLE.
- 3. CABLE ASSEMBLY SHALL BE TESTED FOR CONTINUITY.
- 4. CABLE ASSEMBLY LENGTH DETERMINED BY ITEM PN AND DESCRIPTION.

<div><div><div></div><div></div><div></div><div></div><div></div></div><div>Fairview Microwave®</div><div><div></div><div></div><div></div><div></div><div></div></div><div>an INFINITI® brand</div></div>		Website: <a href="http://www.FairviewMicrowave.com">www.FairviewMicrowave.com</a> Phone: 1.800.715.4396   1.972.649.6678		INTERPRET ALL DIMENSIONS AND TOLERANCES PER ASME Y14.5		 	
				SCALE	SHEET	NONE	1 OF 1
DESCRIPTION							
FIRE RATED LOW PIM N MALE TO N MALE CABLE SPF-250 COAX USING TIMES MICROWAVE PARTS							
SIZE		CAGE CODE		ITEM NO.		REV	B
A		3FKR5		DMAY		FMCA2030	
ALL DIMENSIONS ARE FOR REFERENCE ONLY UNLESS OTHERWISE SPECIFIED, DIMENSIONS ARE IN INCHES UNDIMENSIONED NON-CRITICAL FEATURES MAY VARY IN SIZE AND LOCATION COLORS MAY VARY							