

## Fire Rated Low PIM 4.3-10 Female to 4.3-10 Female Cable SPF-250 Coax in 50 cm Using Times Microwave Parts

The 4.3-10 female to 4.3-10 female 50 cm cable using SPF-250 coax, part number FMCA2018-50CM, from Fairview Microwave is in-stock and ships same day. This Fairview 4.3-10 to 4.3-10 cable assembly has a female to female gender configuration with 50 ohm corrugated SPF-250 coax. Fairview Microwave's corrugated RF cable assemblies are ideal for applications where durability and high power are needed. Our low PIM design offers excellent passive intermodulation performance with PIM levels better than -160 dBc. The FMCA2018-50CM 4.3-10 female to 4.3-10 female cable assembly operates to 5.8 GHz. Times Microwave cable is used in each assembly and TMS components are used to form connections with the super flexible low PIM cable. These cable assemblies are expertly built to satisfy your specific need with high quality Times Microwave Systems manufactured parts.

Custom versions of most RF cable assemblies can be built and shipped same day. Custom cable assembly lengths can be obtained by specifying the desired length on the web site at time of order or by contacting a sales representative. Other RF cable assembly value added services including connector orientation or clocking, heat shrink booting and labeling are also available. RF testing can also be performed to document the electrical performance of your cable assembly.

### Electrical Specifications

| Description             | Min | Typ          | Max   | Units        |
|-------------------------|-----|--------------|-------|--------------|
| Frequency Range         | DC  |              | 5.8   | GHz          |
| VSWR                    |     |              | 1.4:1 |              |
| Velocity of Propagation |     | 83           |       | %            |
| Passive Intermodulation |     | -165         | -160  | dBc          |
| Capacitance             |     | 24 [78.74]   |       | pF/ft [pF/m] |
| Inductance              |     | 0.054 [0.18] |       | uH/ft [uH/m] |

### Performance by Frequency

| Description           | F1   | F2   | F3   | F4   | F5   | Units |
|-----------------------|------|------|------|------|------|-------|
| Frequency             | 0.45 | 0.7  | 1    | 2.5  | 5.8  | GHz   |
| Insertion Loss (Max.) | 0.21 | 0.26 | 0.31 | 0.49 | 0.76 | dB    |

#### Electrical Specification Notes:

PIM test results vary between cables

The Insertion Loss data above is based on the performance specifications of the coax used in this assembly. The Insertion Loss includes an estimated insertion loss of  $0.1 \cdot \sqrt{FGHz}$  dB per connector.

### Mechanical Specifications

#### Cable Assembly

Length\* 19.685 in [500 mm]

#### Cable

Cable Type SPF-250  
Impedance 50 Ohms



### Configuration:

- 4.3-10 Female
- TC-SPP250-4310F-LP
- 4.3-10 Female
- TC-SPP250-4310F-LP
- SPF-250

### Features:

- Max Frequency 5.8 GHz
- Low PIM: -160 dBc Max
- 83% Phase Velocity
- FRPE Jacket
- 100% Tested with PIM Test Results Marked on Cable
- Lightweight and Extremely Flexible
- Low Loss with Excellent VSWR
- IP67 (when mated)
- Using Times Microwave Components

### Applications:

- General Purpose
- Laboratory Use
- Low PIM Applications
- Distributed Antenna Systems (DAS)
- Multi-Carrier Communication Systems
- PIM Testing

### Cable Diagram:

Fairview Microwave  
301 Leora Ln., Suite 100  
Lewisville, TX 75056  
Tel: 1-800-715-4396 / (972) 649-6678  
Fax: (972) 649-6689  
[www.fairviewmicrowave.com](http://www.fairviewmicrowave.com)  
[sales@fairviewmicrowave.com](mailto:sales@fairviewmicrowave.com)

|                                      |                                  |
|--------------------------------------|----------------------------------|
| Inner Conductor Type                 | Solid                            |
| Inner Conductor Material and Plating | Copper Clad Aluminum             |
| Dielectric Type                      | Foam PE                          |
| Number of Shields                    | 1                                |
| Shield Layer 1                       | Helically Corrugated Copper Tube |
| Outer Conductor Material and Plating | Copper                           |
| Jacket Material                      | FRPE, Black                      |
| Jacket Diameter                      | 0.303 in [7.7 mm]                |
| One Time Minimum Bend Radius         | 1.25 in [31.75 mm]               |
| Bending Moment                       | 0.5 lbs-ft [0.68 N-m]            |

**Connectors**

| Description                   | Connector 1             | Connector 2             |
|-------------------------------|-------------------------|-------------------------|
| Type                          | 4.3-10 Female           | 4.3-10 Female           |
| Impedance                     | 50 Ohms                 | 50 Ohms                 |
| Contact Material & Plating    | Phosphor Bronze, Silver | Phosphor Bronze, Silver |
| Contact Plating Spec.         | 200 µin                 | 200 µin                 |
| Dielectric Type               | PTFE                    | PTFE                    |
| Outer Cond Material & Plating | Brass, Tri-Metal        | Brass, Tri-Metal        |
| Outer Cond Plating Spec.      | 80 µin                  | 80 µin                  |
| Body Material & Plating       | Brass, Tri-Metal        | Brass, Tri-Metal        |
| Body Plating Spec.            | 80 µin                  | 80 µin                  |

**Environmental Specifications**

**Temperature**

|                 |                   |
|-----------------|-------------------|
| Operating Range | -55 to +200 deg C |
| Storage Range   | -55 to +200 deg C |

Environmental Specification Notes:  
CMR (Riser) Fire Rated

**Compliance Certifications** (see [product page](#) for current document)

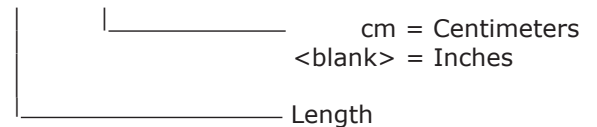
**Plotted and Other Data**

Notes:  
• Values at 25°C, sea level.

**How to Order**

Part Number Configuration:

**FMCA2018 - xx uu**



Example: FMCA2018-12 = 12 inches long cable  
FMCA2018-100cm = 100 cm long cable

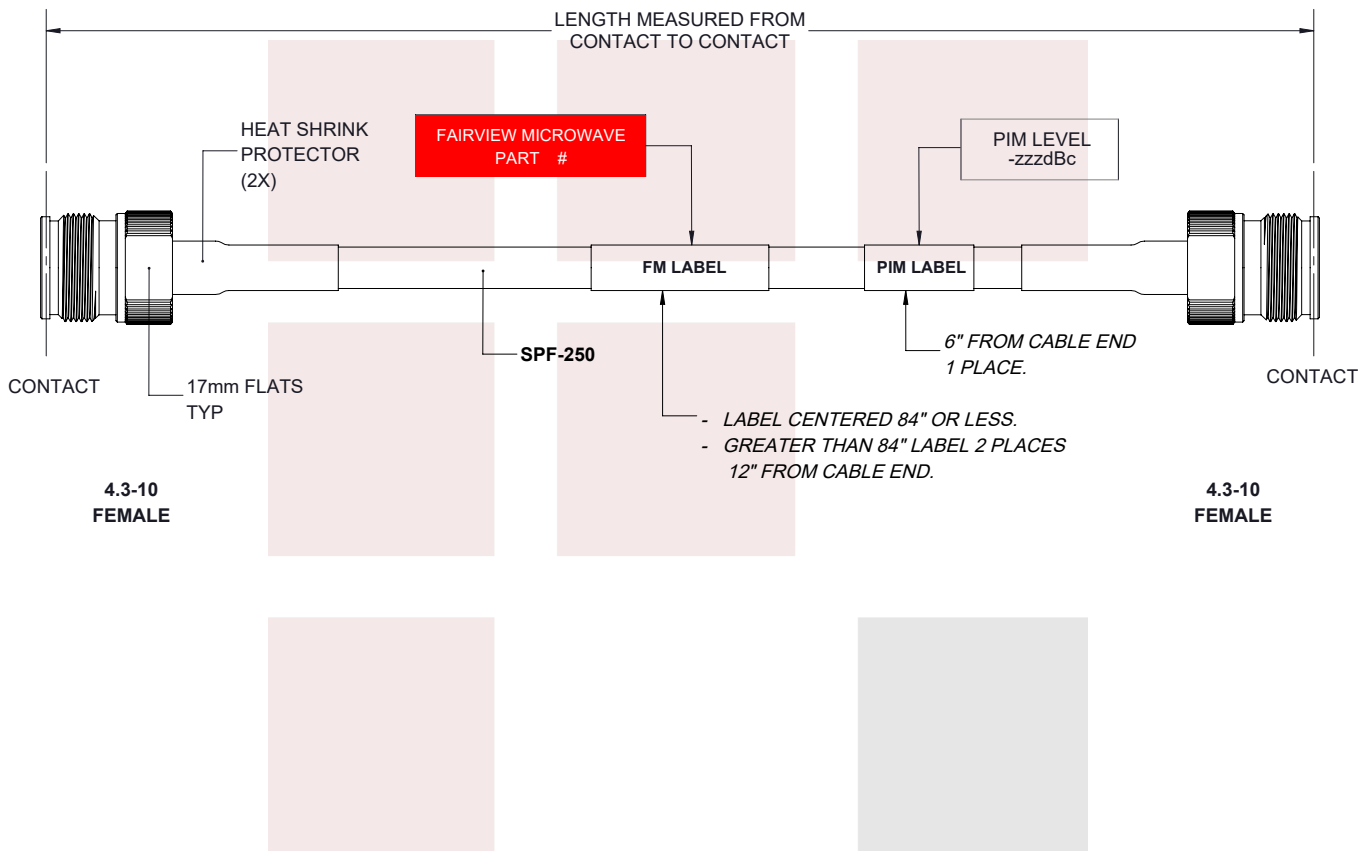
Fire Rated Low PIM 4.3-10 Female to 4.3-10 Female Cable SPF-250 Coax in 50 cm Using Times Microwave Parts from Fairview Microwave has same day shipment for domestic and International orders. Our RF, microwave and millimeter wave products maintain a 99% availability and are part of the broadest selection in the industry.

Click the following link to obtain additional part information: [Fire Rated Low PIM 4.3-10 Female to 4.3-10 Female Cable SPF-250 Coax in 50 cm Using Times Microwave Parts FMCA2018-50CM](https://www.fairviewmicrowave.com/low-pim-4.3-10-female-4.3-10-female-cable-spf250-coax-fmca2018-50cm-p.aspx)

URL: <https://www.fairviewmicrowave.com/low-pim-4.3-10-female-4.3-10-female-cable-spf250-coax-fmca2018-50cm-p.aspx>


The information contained in this document is accurate to the best of our knowledge and representative of the part described herein. It may be necessary to make modifications to the part and/or the documentation of the part, in order to implement improvements. Fairview Microwave reserves the right to make such changes as required. Unless otherwise stated, all specifications are nominal. Fairview Microwave does not make any representation or warranty regarding the suitability of the part described herein for any particular purpose, and Fairview Microwave does not assume any liability arising out of the use of any part or documentation.





| STANDARD TOLERANCES |        |
|---------------------|--------|
| .X                  | ±0.2   |
| .XX                 | ±0.01  |
| .XXX                | ±0.005 |

\*STANDARD TOLERANCES APPLY ONLY TO DIMENSIONS IN INCHES

|   |  |   |          |           |        |           |
|---|--|---|----------|-----------|--------|-----------|
|                        |  | NOTES:<br>1. UNLESS OTHERWISE SPECIFIED ALL DIMENSIONS ARE NOMINAL.<br>2. ALL SPECIFICATIONS ARE SUBJECT TO CHANGE WITHOUT NOTICE AT ANY TIME.<br>3. DIMENSIONS ARE IN INCHES [mm]. |          |           |        |           |
| TITLE   |  | DWG NO  |          | CAGE CODE |        |           |
| Fire Rated Low PIM 4.3-10 Female to 4.3-10 Female Cable SPF-250 Coax in 50 cm Using Times Microwave Parts |  | FMCA2018  |          | 3FKR5     |        |           |
|   |  | CAD FILE  | 06/05/19 | SHEET     | 1 OF 1 | SCALE N/A |