

## Low Loss SMA Female Bulkhead to SMA Female Bulkhead Cable LL160 Coax in 50 CM

The SMA Female Bulkhead to SMA Female Bulkhead low loss cable using LL160 coax, part number FMCA1687-50CM, from Fairview Microwave is in-stock and ships same day. This SMA to SMA low loss cable assembly features a 82.5% velocity dielectric manufactured from expanded PTFE tape. This microporous dielectric contributes to the low loss and phase stability of the cables. Our triple shielded coaxial cable construction of Fairview's low loss LL160 provides shielding levels as high as 95 dB. The precision connections are constructed with stainless steel bodies and high temperature insulators, supporting a wide range of temperature from -55 to +165 degrees C. This solid combination of connectors and low loss coax are further enhanced with the addition of heavy-duty heat shrink for improved strain relief for this superior quality RF cable assembly.

Fairview's SMA Female Bulkhead to SMA Female Bulkhead low loss cable FMCA1687-50CM datasheet, specifications and outline drawing are shown in this PDF below. Our extensive offering of RF, microwave and high speed digital connections allows designers to configure and customize their signals however they like. From reducing losses or improving phase stability, Fairview microwave has the right low loss cable solutions to meet your needs.

### Electrical Specifications

Description	Min	Typ	Max	Units
Frequency Range	DC		18	GHz
VSWR			1.3:1	
Velocity of Propagation		82.5		%
RF Shielding	-90			dB
Capacitance		25 [82.02]		pF/ft [pF/m]

### Performance by Frequency

Description	F1	F2	F3	F4	F5	Units
Frequency	1	2	4.5	9	18	GHz
Insertion Loss (Typ.)	0.24	0.35	0.53	0.76	1.09	dB

#### Electrical Specification Notes:

The Insertion Loss data above is based on the performance specifications of the coax cable used in this assembly. The Insertion Loss includes an estimated insertion loss of  $0.04 * \sqrt{F(\text{GHz})}$  dB maximum per connector.

### Mechanical Specifications

#### Cable Assembly

Weight 0.09 lbs [40.82 g]

#### Cable

Cable Type LL160  
 Impedance 50 Ohms  
 Inner Conductor Type Solid  
 Inner Conductor Material and Plating Copper, Silver  
 Dielectric Type PTFE  
 Number of Shields 3  
 Shield Layer 1 Silver Plated Copper



### Configuration:

- SMA Female Bulkhead
- SMA Female Bulkhead
- LL160

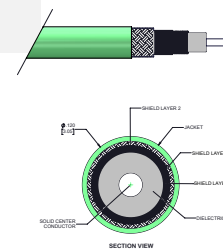
### Features:

- Max Frequency 18 GHz
- Shielding Effectivity > -90 dB
- 82.5% Phase Velocity
- Triple Shielded
- FEP Jacket
- Low VSWR of 1.3:1 to 18 GHz
- -55 to +150 Temperature Range
- Expanded PTFE Tape Dielectric
- Same Day Shipment of Custom Lengths

### Applications:

- General Purpose
- Laboratory Use
- Automated Test Systems
- Military Electronics
- Phased Array Antennas
- RF Countermeasures

### Cable Diagram:



Fairview Microwave  
 301 Leora Ln., Suite 100  
 Lewisville, TX 75056  
 Tel: 1-800-715-4396 / (972) 649-6678  
 Fax: (972) 649-6689  
[www.fairviewmicrowave.com](http://www.fairviewmicrowave.com)  
[sales@fairviewmicrowave.com](mailto:sales@fairviewmicrowave.com)

Shield Layer 2	Aluminum Polyester
Shield Layer 3	Silver Plated Copper
Jacket Material	FEP
Jacket Diameter	0.16 in [4.06 mm]
Repeated Minimum Bend Radius	0.8 in [20.32 mm]

**Connectors**

Description	Connector 1	Connector 2
Type	SMA Female	SMA Female
Mount Method	Bulkhead	Bulkhead
Impedance	50 Ohms	50 Ohms
Contact Material & Plating	Beryllium Copper, Gold	Beryllium Copper, Gold
Contact Plating Spec.	ASTM-B488	ASTM-B488
Dielectric Type	PTFE	PTFE
Outer Cond Material & Plating	Passivated Stainless Steel	Passivated Stainless Steel
Body Material & Plating	Passivated Stainless Steel	Passivated Stainless Steel

**Environmental Specifications**
**Temperature**

Operating Range -55 to +165 deg C

**Compliance Certifications** (see [product page](#) for current document)

**Plotted and Other Data**

Notes:

**How to Order**

Part Number Configuration:

**FMCA1687 - xx uu**

 cm = Centimeters  
 <blank> = Inches

Length

 Example: FMCA1687-12 = 12 inches long cable  
 FMCA1687-100cm = 100 cm long cable

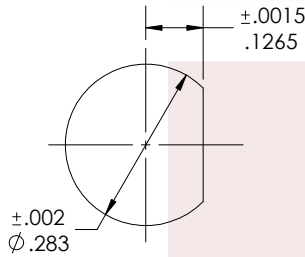
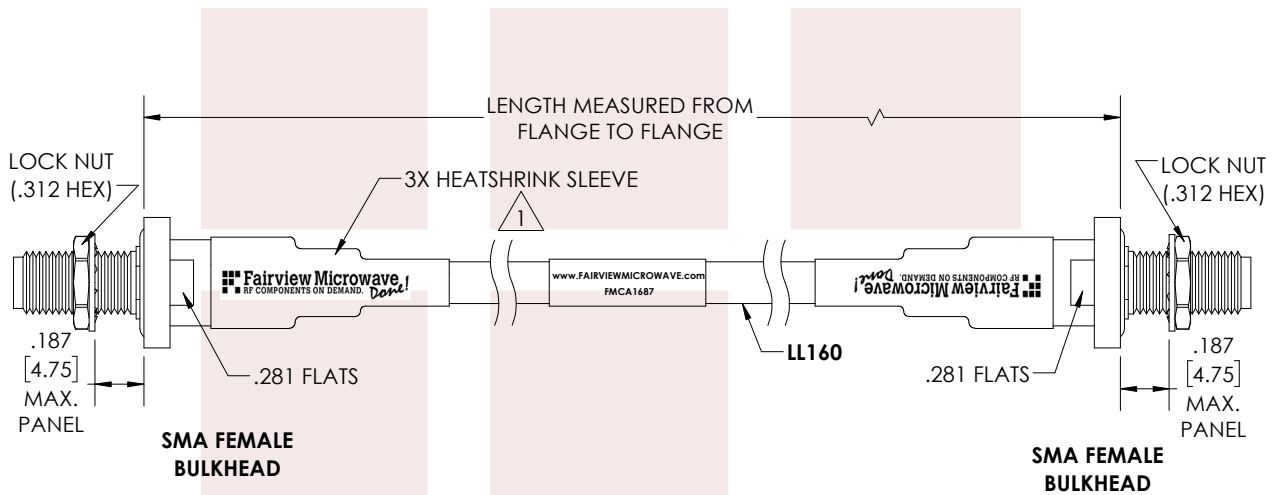
Low Loss SMA Female Bulkhead to SMA Female Bulkhead Cable LL160 Coax in 50 CM from Fairview Microwave has same day shipment for domestic and International orders. Our RF, microwave and millimeter wave products maintain a 99% availability and are part of the broadest selection in the industry.

Click the following link to obtain additional part information: [Low Loss SMA Female Bulkhead to SMA Female Bulkhead Cable LL160 Coax in 50 CM FMCA1687-50CM](#)

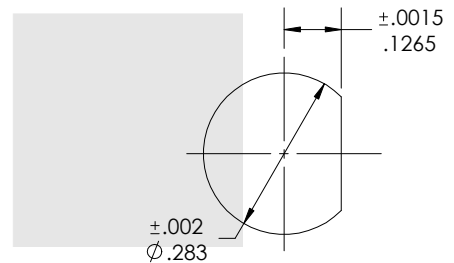
URL: <https://www.fairviewmicrowave.com/low-loss-sma-female-sma-female-cable-ll160-coax-fmca1687-50cm-p.aspx>

The information contained in this document is accurate to the best of our knowledge and representative of the part described herein. It may be necessary to make modifications to the part and/or the documentation of the part, in order to implement improvements. Fairview Microwave reserves the right to make such changes as required. Unless otherwise stated, all specifications are nominal. Fairview Microwave does not make any representation or warranty regarding the suitability of the part described herein for any particular purpose, and Fairview Microwave does not assume any liability arising out of the use of any part or documentation.





RECOMMENDED  
PANEL CUTOUT



RECOMMENDED  
PANEL CUTOUT

**STANDARD TOLERANCES**

- .X  $\pm 0.2$
- .XX  $\pm 0.01$
- .XXX  $\pm 0.005$

**NOTES:**

- \*STANDARD TOLERANCES APPLY ONLY TO DIMENSIONS IN INCHES
- 1. BLACK HEAT SHRINK WITH WHITE MARKINGS 3 PLACES.

<b>FAIRVIEW MICROWAVE INC.</b>		NOTES: 1. UNLESS OTHERWISE SPECIFIED ALL DIMENSIONS ARE NOMINAL. 2. ALL SPECIFICATIONS ARE SUBJECT TO CHANGE WITHOUT NOTICE AT ANY TIME. 3. DIMENSIONS ARE IN INCHES [mm].	
ALLEN, TX 75013 WWW.FAIRVIEWMICROWAVE.COM		DWG NO FMCA1687	CAGE CODE 3FKR5
TITLE Low Loss SMA Female Bulkhead to SMA Female Bulkhead Cable LL160 Coax in 50 CM		CAD FILE 07/12/18	SHEET
		SCALE N/A	SIZE A CN2379