

## Snap-On BMA Jack to SMA Male Cable FM-SR141TBJ Coax in 6 Inch

The BMA jack snap-on to SMA male 6 inch cable using FM-SR141TBJ coax, part number FMCA1621-6, from Fairview Microwave is in-stock and ships same day. This Fairview BMA to SMA cable assembly has a jack to male gender configuration with 50 ohm formable FM-SR141TBJ coax. Fairview Microwave's formable RF cable assemblies provide an alternative to costly pre-formed semi-rigid assemblies since they are hand formable. The FMCA1621-6 BMA jack to SMA male cable assembly operates to 18 GHz.

Custom versions of most RF cable assemblies can be built and shipped same day. Custom cable assembly lengths can be obtained by specifying the desired length on the web site at time of order or by contacting a sales representative. Other RF cable assembly value added services including connector orientation or clocking, heat shrink booting and labeling are also available. RF testing can also be performed to document the electrical performance of your cable assembly.

### Electrical Specifications

Description	Min	Typ	Max	Units
Frequency Range	DC		18	GHz
VSWR			1.5:1	
Return Loss			15.56	dB
Velocity of Propagation		70		%
RF Shielding	100			dB
Group Delay		1.43 [4.69]		ns/ft [ns/m]
Capacitance		29 [95.14]		pF/ft [pF/m]

### Performance by Frequency

Description	F1	F2	F3	F4	F5	Units
Frequency	1	2	4.5	9	18	GHz
Insertion Loss (Typ.)	0.26	0.28	0.33	0.4	0.49	dB

### Mechanical Specifications

#### Cable Assembly

Length*	6 in [152.4 mm]
Diameter	0.35 in [8.89 mm]

#### Cable

Cable Type	FM-SR141TBJ
Impedance	50 Ohms
Inner Conductor Type	Solid
Inner Conductor Material and Plating	Copper Clad Steel, Silver
Dielectric Type	PTFE
Number of Shields	1
Shield Layer 1	Tinned Copper Braid
Jacket Material	FEP, Black
Jacket Diameter	0.161 in [4.09 mm]

One Time Minimum Bend Radius	0.315 in [8 mm]
------------------------------	-----------------



### Configuration:

- Snap-On BMA Jack
- SMA Male
- FM-SR141TBJ

### Features:

- Max Frequency 18 GHz
- Shielding Effectivity > 100 dB
- 70% Phase Velocity
- FEP Jacket

### Applications:

- General Purpose
- Laboratory Use
- Rack and Panel
- BMA Cable RF Backplanes
- Phased Array Interconnects
- High Speed Switching Networks
- Blind Mate BMA Test

Fairview Microwave  
301 Leora Ln., Suite 100  
Lewisville, TX 75056  
Tel: 1-800-715-4396 / (972) 649-6678  
Fax: (972) 649-6689  
[www.fairviewmicrowave.com](http://www.fairviewmicrowave.com)  
[sales@fairviewmicrowave.com](mailto:sales@fairviewmicrowave.com)

Repeated Minimum Bend Radius 1.575 in [40.01 mm]

## Connectors

Description	Connector 1	Connector 2
Type	BMA Jack	SMA Male
Impedance	50 Ohms	50 Ohms
Connection Method	Snap-On	
Contact Material & Plating	Beryllium Copper, Gold	
Contact Plating Spec.	51.18μ in. minimum	
Dielectric Type	PTFE	
Outer Cond Material & Plating	Beryllium Copper, Gold	
Body Material & Plating	Stainless Steel, Gold	Brass, Gold over Nickel
Body Plating Spec.	19.68μ in. minimum	
Coupling Nut Material & Plating		Passivated Stainless Steel
Hex Size		5/16 inch
Torque		8 in-lbs [0.9 Nm]

## Mechanical Specification Notes:

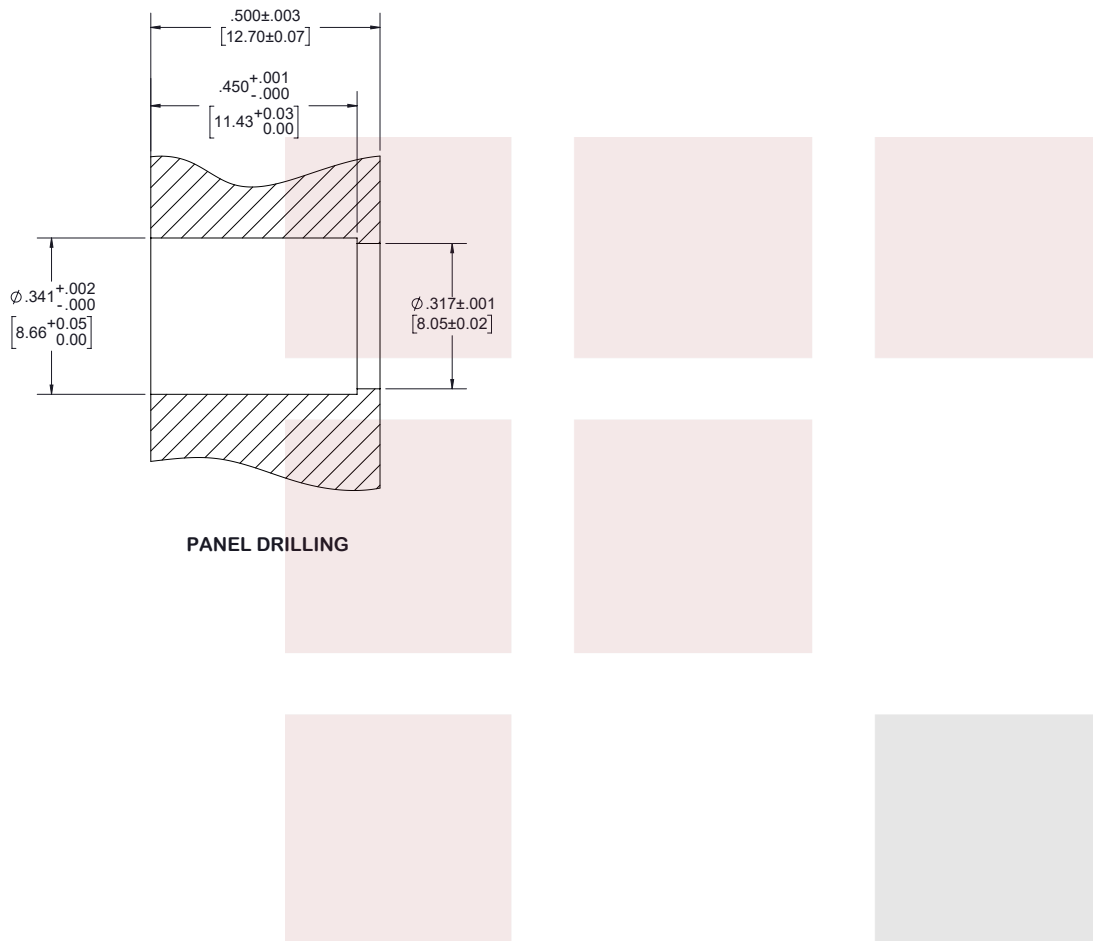
\*All cable assemblies have a length tolerance of 1.5% or  $\pm 3/8"$ , whichever is greater.

## Compliance Certifications (see [product page](#) for current document)

## Plotted and Other Data

Notes:

### Typical Performance Data



### How to Order

Part Number Configuration:

**FMCA1621 - xx uu**

cm = Centimeters  
<blank> = Inches  
Length


Example: FMCA1621-12 = 12 inches long cable  
FMCA1621-100cm = 100 cm long cable

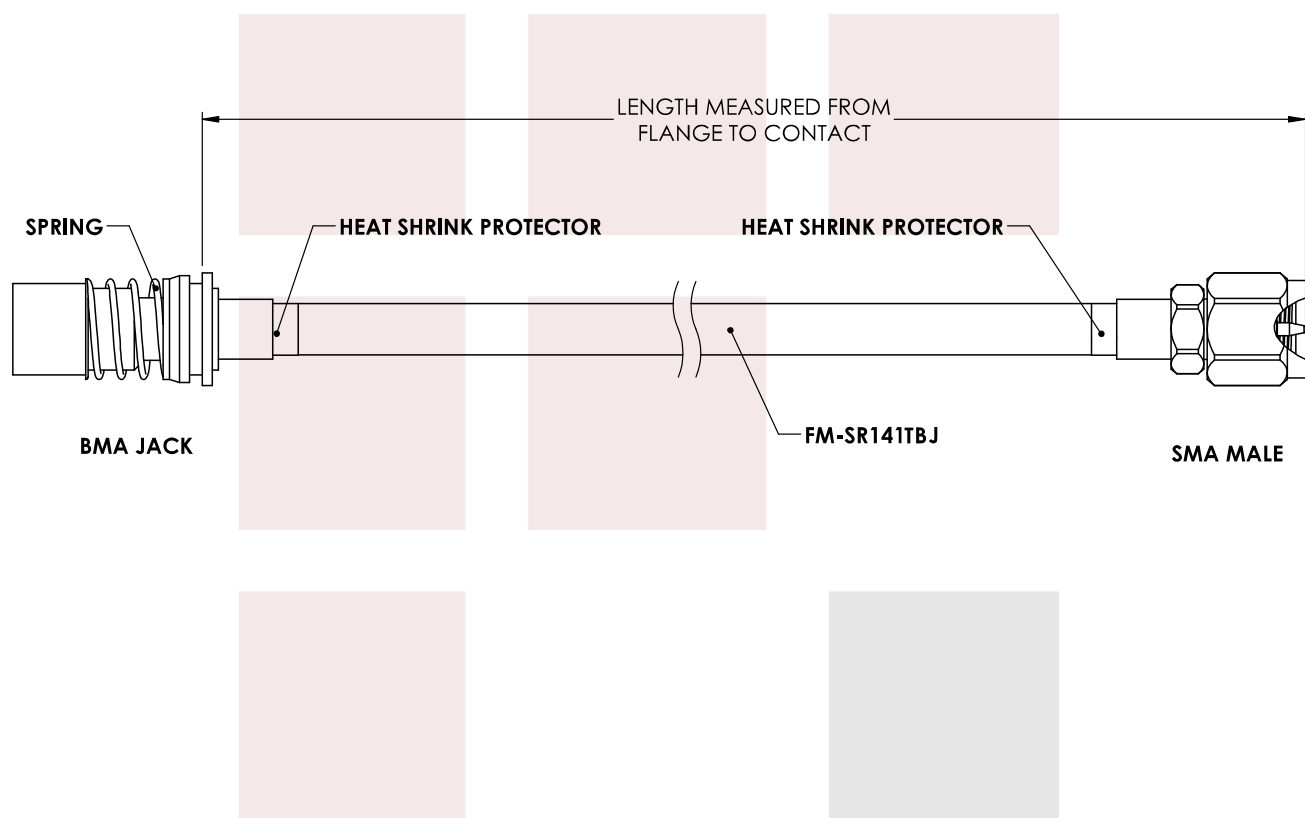
Snap-On BMA Jack to SMA Male Cable FM-SR141TBJ Coax in 6 Inch from Fairview Microwave has same day shipment for domestic and International orders. Our RF, microwave and fiber optic products maintain a 99% availability and are part of the broadest selection in the industry.

Click the following link to obtain additional part information: [Snap-On BMA Jack to SMA Male Cable FM-SR141TBJ Coax in 6 Inch FMCA1621-6](#)

URL: <https://www.fairviewmicrowave.com/bma-jack-sma-male-cable-fm-sr141tbj-coax-fmca1621-6-p.aspx>

The information contained in this document is accurate to the best of our knowledge and representative of the part described herein. It may be necessary to make modifications to the part and/or the documentation of the part, in order to implement improvements. Fairview Microwave reserves the right to make such changes as required. Unless otherwise stated, all specifications are nominal. Fairview Microwave does not make any representation or warranty regarding the suitability of the part described herein for any particular purpose, and Fairview Microwave does not assume any liability arising out of the use of any part or documentation.





**STANDARD TOLERANCES**

.X  $\pm 0.2$   
.XX  $\pm 0.01$   
.XXX  $\pm 0.005$

\*STANDARD TOLERANCES APPLY  
ONLY TO DIMENSIONS IN INCHES

**FAIRVIEW MICROWAVE INC.**

ALLEN, TX 75013 WWW.FAIRVIEWMICROWAVE.COM

**NOTES:**

1. UNLESS OTHERWISE SPECIFIED ALL DIMENSIONS ARE NOMINAL.
2. ALL SPECIFICATIONS ARE SUBJECT TO CHANGE WITHOUT NOTICE AT ANY TIME.
3. DIMENSIONS ARE IN INCHES [mm].

**TITLE**

Snap-On BMA Jack to SMA Male Cable FM-SR141TBJ  
Coax in 6 Inch

**DWG NO**

FMCA1621

**CAGE CODE**

3FKR5

CAD FILE 12/22/17

SHEET

SCALE N/A

SIZE A

CN2245