

**Snap-On BMA Jack to N Male Cable RG405 Type
.086 Coax in 12 Inch**

The BMA jack snap-on to type N male 12 inch cable using RG405 type .086 coax, part number FMCA1602-12, from Fairview Microwave is in-stock and ships same day. This Fairview BMA to type N cable assembly has a jack to male gender configuration with 50 ohm semi-rigid FM-SR086CU coax. Fairview Microwave's semi-rigid RF cable assemblies are ideal for high performance applications and can be formed, using proper tooling, to the routing pattern required. The FMCA1602-12 BMA jack to type N male cable assembly operates to 11 GHz.

Custom versions of most RF cable assemblies can be built and shipped same day. Custom cable assembly lengths can be obtained by specifying the desired length on the web site at time of order or by contacting a sales representative. Other RF cable assembly value added services including connector orientation or clocking, heat shrink booting and labeling are also available. RF testing can also be performed to document the electrical performance of your cable assembly.

Electrical Specifications

Description	Min	Typ	Max	Units
Frequency Range	DC		11	GHz
VSWR			1.5:1	
Return Loss			15.56	dB

Performance by Frequency

Description	F1	F2	F3	F4	F5	Units
Frequency	0.5	1	2.5	5	11	GHz
Insertion Loss (Typ.)	0.35	0.42	0.52	0.69	1.05	dB

Mechanical Specifications

Cable Assembly

Length* 12 in [304.8 mm]
Diameter 0.79 in [20.07 mm]

Cable

Cable Type FM-SR086CU
Impedance 50 Ohms
Inner Conductor Type Solid
Inner Conductor Material and Plating Copper Clad Steel, Silver
Dielectric Type PTFE
Number of Shields 1
Outer Conductor Material and Plating Copper

Repeated Minimum Bend Radius 0.05 in [1.27 mm]



Configuration:

- Snap-On BMA Jack
- N Male
- FM-SR086CU

Features:

- Max Frequency 11 GHz

Applications:

- General Purpose
- Laboratory Use
- Rack and Panel
- BMA Cable RF Backplanes
- Phased Array Interconnects
- High Speed Switching Networks
- Blind Mate BMA Test

Fairview Microwave
301 Leora Ln., Suite 100
Lewisville, TX 75056
Tel: 1-800-715-4396 / (972) 649-6678
Fax: (972) 649-6689
www.fairviewmicrowave.com
sales@fairviewmicrowave.com

Connectors

Description	Connector 1	Connector 2
Type	BMA Jack	N Male
Impedance	50 Ohms	50 Ohms
Connection Method	Snap-On	
Contact Material & Plating	Beryllium Copper, Gold	Brass, Gold over Nickel
Contact Plating Spec.	51.18µ in. minimum	
Dielectric Type	PTFE	PTFE
Outer Cond Material & Plating	Beryllium Copper, Gold	
Body Material & Plating	Stainless Steel, Gold	Brass, Nickel
Body Plating Spec.	19.68µ in. minimum	
Coupling Nut Material & Plating		Brass, Nickel


Mechanical Specification Notes:

*All cable assemblies have a length tolerance of 1.5% or ± 3/8", whichever is greater.

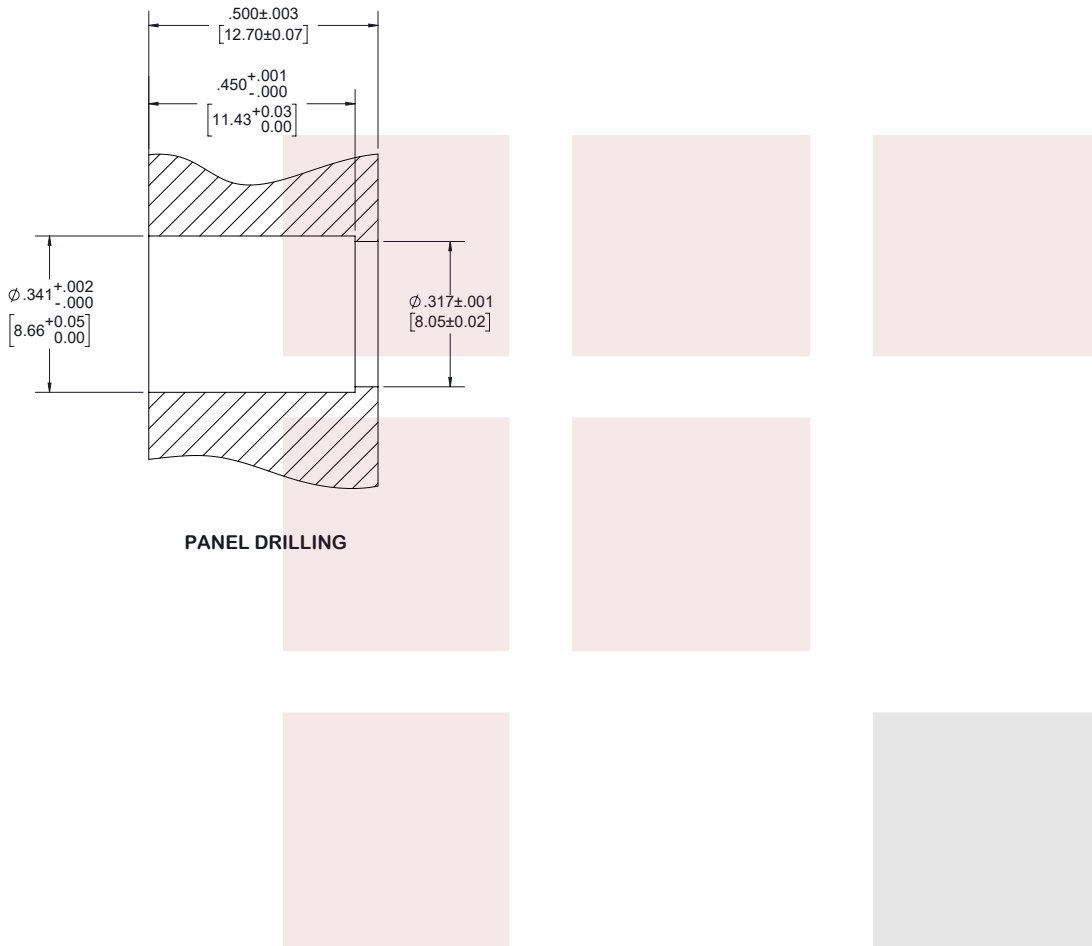
Compliance Certifications (see [product page](#) for current document)

Plotted and Other Data

Notes:



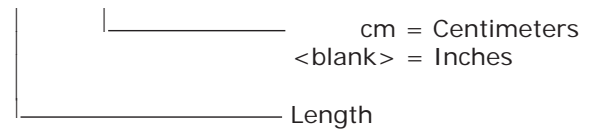
Typical Performance Data



How to Order

Part Number Configuration:

FMCA1602 - xx uu



Example: FMCA1602-12 = 12 inches long cable
 FMCA1602-100cm = 100 cm long cable

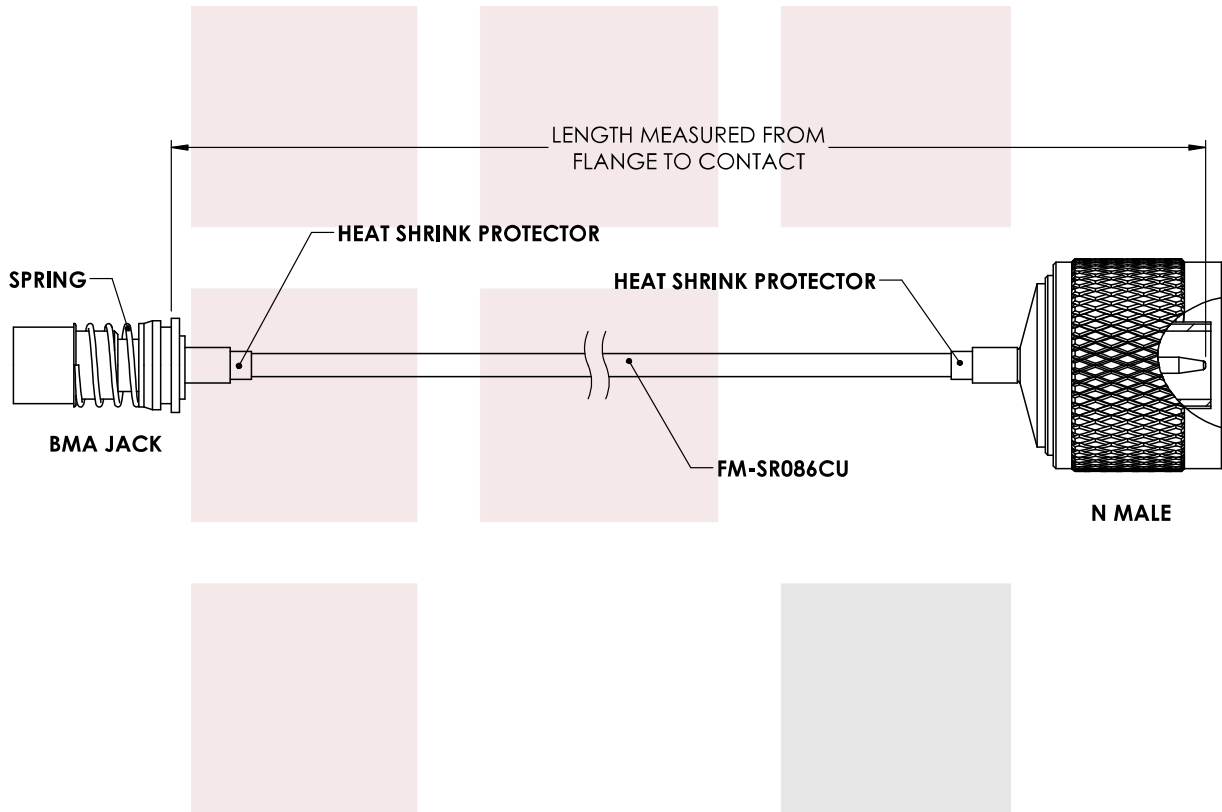
Snap-On BMA Jack to N Male Cable RG405 Type .086 Coax in 12 Inch from Fairview Microwave has same day shipment for domestic and International orders. Our RF, microwave and fiber optic products maintain a 99% availability and are part of the broadest selection in the industry.

Click the following link to obtain additional part information: [Snap-On BMA Jack to N Male Cable RG405 Type .086 Coax in 12 Inch FMCA1602-12](#)

URL: <https://www.fairviewmicrowave.com/bma-jack-n-male-cable-rg405-type-.086-coax-fmca1602-12-p.aspx>

The information contained in this document is accurate to the best of our knowledge and representative of the part described herein. It may be necessary to make modifications to the part and/or the documentation of the part, in order to implement improvements. Fairview Microwave reserves the right to make such changes as required. Unless otherwise stated, all specifications are nominal. Fairview Microwave does not make any representation or warranty regarding the suitability of the part described herein for any particular purpose, and Fairview Microwave does not assume any liability arising out of the use of any part or documentation.





STANDARD TOLERANCES	
.X	±0.2
.XX	±0.01
.XXX	±0.005

*STANDARD TOLERANCES APPLY ONLY TO DIMENSIONS IN INCHES

FAIRVIEW MICROWAVE INC. ALLEN, TX 75013 WWW.FAIRVIEWMICROWAVE.COM		NOTES: 1. UNLESS OTHERWISE SPECIFIED ALL DIMENSIONS ARE NOMINAL. 2. ALL SPECIFICATIONS ARE SUBJECT TO CHANGE WITHOUT NOTICE AT ANY TIME. 3. DIMENSIONS ARE IN INCHES [mm].		
TITLE Snap-On BMA Jack to N Male Cable RG405 Type .086 Coax in 12 Inch	DWG NO FMCA1602	CAGE CODE 3FKR5		
	CAD FILE 12/19/17	SHEET	SCALE N/A	SIZE A CN2245