

Slide-On BMA Plug Bulkhead to RA Slide-On BMA Jack 2 Hole Flange Cable RG405 Type .086 Coax in 24 Inch

The BMA plug slide-on bulkhead to RA BMA jack slide-on 2 hole flange 24 inch cable using RG405 type .086 coax, part number FMCA1593-24, from Fairview Microwave is in-stock and ships same day. This Fairview BMA to BMA cable assembly has a plug to jack gender configuration with 50 ohm semi-rigid FM-SR086CU coax. Fairview Microwave's semi-rigid RF cable assemblies are ideal for high performance applications and can be formed, using proper tooling, to the routing pattern required. The FMCA1593-24 BMA plug to BMA jack cable assembly operates to 12.4 GHz. The right angle BMA interface on the FM-SR086CU cable allows for easier connections in tight spaces. Our RF cable assembly with BMA bulkhead and BMA 2 hole flange interface allows designers to create external connections on their product enclosures, and can be used in a variety of other rack mount and panel mount applications.

Custom versions of most RF cable assemblies can be built and shipped same day. Custom cable assembly lengths can be obtained by specifying the desired length on the web site at time of order or by contacting a sales representative. Other RF cable assembly value added services including connector orientation or clocking, heat shrink booting and labeling are also available. RF testing can also be performed to document the electrical performance of your cable assembly.

Electrical Specifications

| Description | Min | Typ | Max | Units |
|--------------------------------------|-----|-----|-------|-------|
| Frequency Range | DC | | 12.4 | GHz |
| VSWR | | | 1.5:1 | |
| Return Loss | | | 15.56 | dB |
| Dielectric Withstanding Voltage (AC) | | | 1,000 | Vrms |

Performance by Frequency

| Description | F1 | F2 | F3 | F4 | F5 | Units |
|-----------------------|-----|------|------|-----|------|-------|
| Frequency | 0.5 | 1 | 2.5 | 5 | 12.4 | GHz |
| Insertion Loss (Typ.) | 0.5 | 0.64 | 0.84 | 1.2 | 2.02 | dB |

Mechanical Specifications

Cable Assembly

Length* 24 in [609.6 mm]
 Diameter 0.37 in [9.4 mm]

Cable

Cable Type FM-SR086CU
 Impedance 50 Ohms
 Inner Conductor Type Solid
 Inner Conductor Material and Plating Copper Clad Steel, Silver
 Dielectric Type PTFE
 Number of Shields 1
 Outer Conductor Material and Plating Copper

Repeated Minimum Bend Radius 0.05 in [1.27 mm]



Configuration:

- Slide-On BMA Plug Bulkhead
- Slide-On BMA Jack Right Angle 2 Hole Flange
- FM-SR086CU

Features:

- Max Frequency 12.4 GHz

Applications:

- General Purpose
- Laboratory Use
- Rack and Panel
- BMA Cable RF Backplanes
- Phased Array Interconnects
- High Speed Switching Networks
- Blind Mate BMA Test

Fairview Microwave
 301 Leora Ln., Suite 100
 Lewisville, TX 75056
 Tel: 1-800-715-4396 / (972) 649-6678
 Fax: (972) 649-6689
www.fairviewmicrowave.com
sales@fairviewmicrowave.com

Connectors

| Description | Connector 1 | Connector 2 |
|-------------------------------|--------------------|------------------------|
| Type | BMA Plug | BMA Jack |
| Mount Method | Bulkhead | 2 Hole Flange |
| Impedance | 50 Ohms | 50 Ohms |
| Connection Method | Slide-On | Slide-On |
| Contact Material & Plating | Bronze, Gold | Beryllium Copper, Gold |
| Contact Plating Spec. | 51.18µ in. minimum | |
| Dielectric Type | PTFE | PTFE |
| Outer Cond Material & Plating | Brass, Tri-Metal | Beryllium Copper, Gold |
| Outer Cond Plating Spec. | 78.74µ in. minimum | |
| Body Material & Plating | Brass, Tri-Metal | Brass, Tri-Metal |
| Body Plating Spec. | 78.74µ in. minimum | |
| Hex Size | 8 mm | |

Mechanical Specification Notes:

*All cable assemblies have a length tolerance of 1.5% or ± 3/8", whichever is greater.

Environmental Specifications



Temperature

Operating Range -55 to +125 deg C

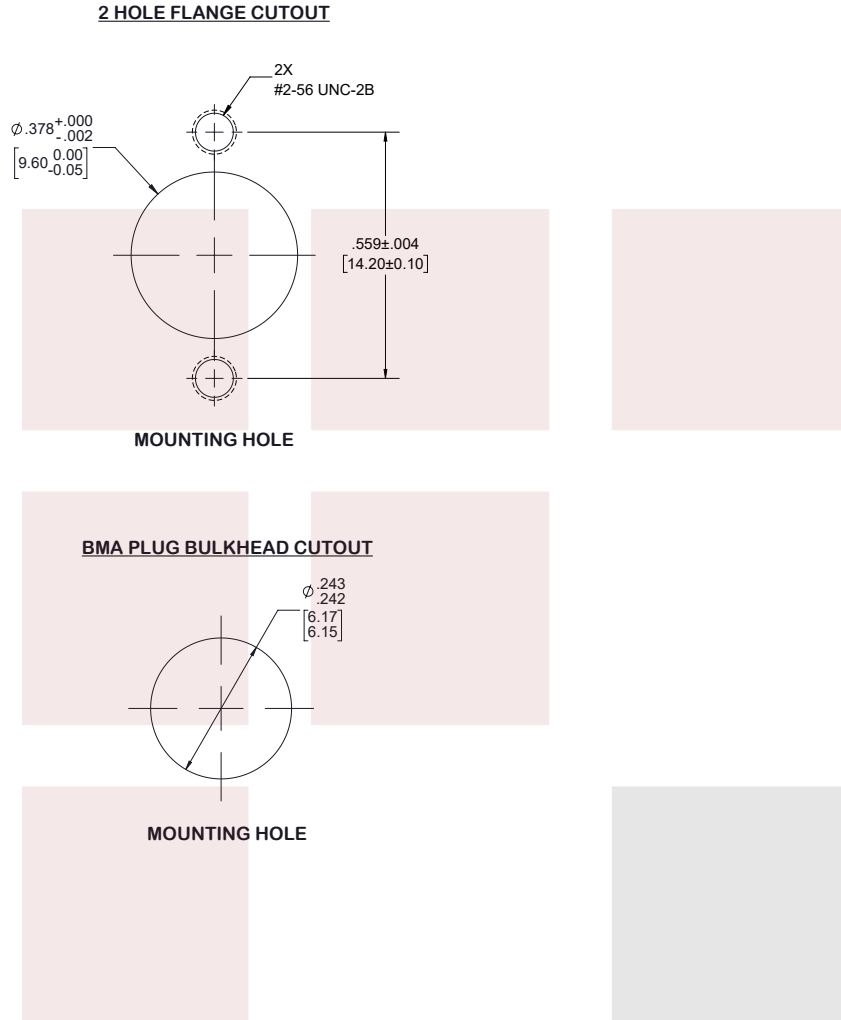
Compliance Certifications (see [product page](#) for current document)

Plotted and Other Data

Notes:



Typical Performance Data



How to Order

Part Number Configuration:

FMCA1593 - xx uu

_____ cm = Centimeters
 _____ <blank> = Inches
 _____ Length

Example: FMCA1593-12 = 12 inches long cable
 FMCA1593-100cm = 100 cm long cable

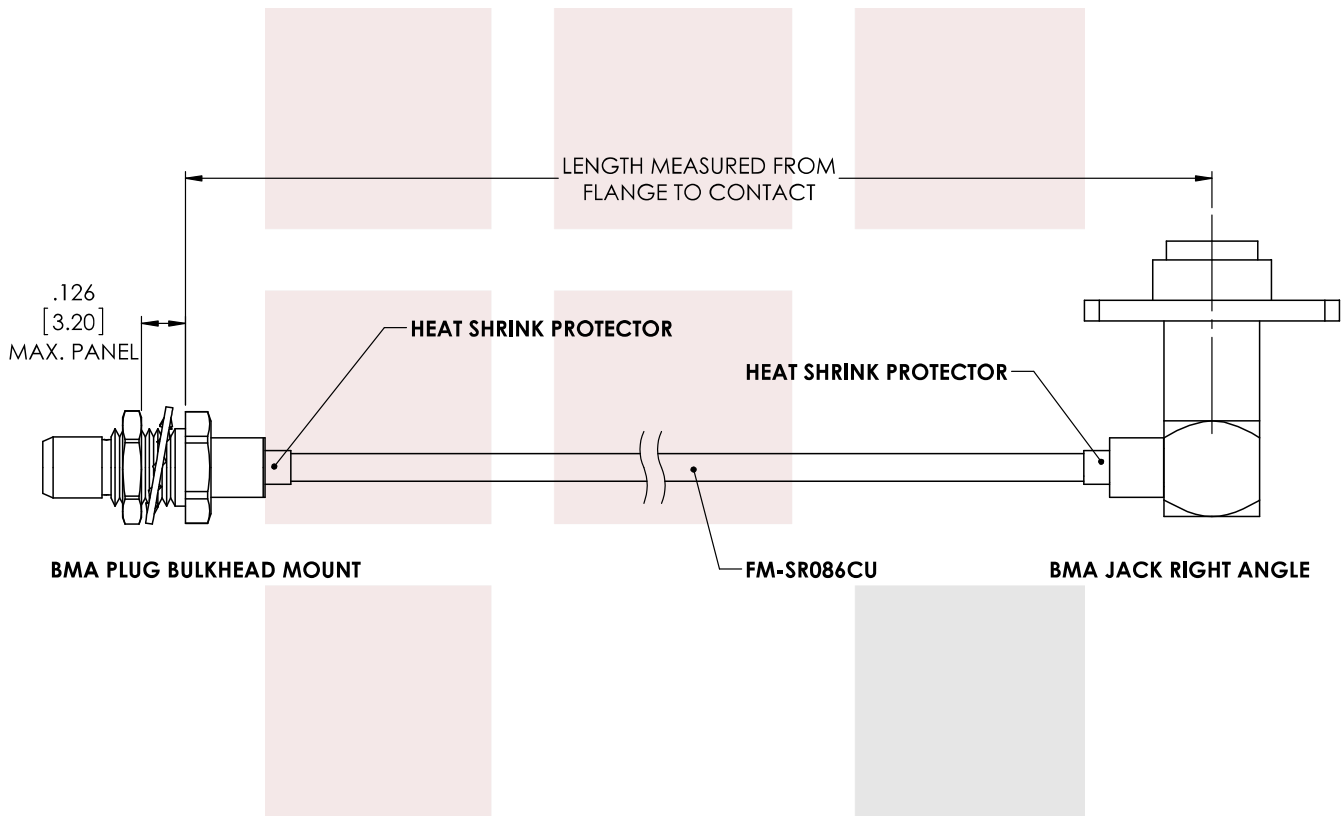
Slide-On BMA Plug Bulkhead to RA Slide-On BMA Jack 2 Hole Flange Cable RG405 Type .086 Coax in 24 Inch from Fairview Microwave has same day shipment for domestic and International orders. Our RF, microwave and fiber optic products maintain a 99% availability and are part of the broadest selection in the industry.

Click the following link to obtain additional part information: [Slide-On BMA Plug Bulkhead to RA Slide-On BMA Jack 2 Hole Flange Cable RG405 Type .086 Coax in 24 Inch FMCA1593-24](#)

URL: <https://www.fairviewmicrowave.com/bma-plug-ra-bma-jack-cable-rg405-type-.086-coax-fmca1593-24-p.aspx>

The information contained in this document is accurate to the best of our knowledge and representative of the part described herein. It may be necessary to make modifications to the part and/or the documentation of the part, in order to implement improvements. Fairview Microwave reserves the right to make such changes as required. Unless otherwise stated, all specifications are nominal. Fairview Microwave does not make any representation or warranty regarding the suitability of the part described herein for any particular purpose, and Fairview Microwave does not assume any liability arising out of the use of any part or documentation.





STANDARD TOLERANCES

.X ±0.2
 .XX ±0.01
 .XXX ±0.005

*STANDARD TOLERANCES APPLY ONLY TO DIMENSIONS IN INCHES

FAIRVIEW MICROWAVE INC.

ALLEN, TX 75013 WWW.FAIRVIEWMICROWAVE.COM

NOTES:

1. UNLESS OTHERWISE SPECIFIED ALL DIMENSIONS ARE NOMINAL.
2. ALL SPECIFICATIONS ARE SUBJECT TO CHANGE WITHOUT NOTICE AT ANY TIME.
3. DIMENSIONS ARE IN INCHES [mm].

TITLE

Slide-On BMA Plug Bulkhead to RA Slide-On BMA Jack 2 Hole Flange Cable RG405 Type .086 Coax in 24 Inch

DWG NO

FMCA1593

CAGE CODE

3FKR5

CAD FILE 12/19/17

SHEET

SCALE N/A

SIZE A

CN2245