

Slide-On BMA Jack 2 Hole Flange to N Male Cable FM-SR086TBJ Coax in 60 Inch

The BMA jack slide-on 2 hole flange to type N male 60 inch cable using FM-SR086TBJ coax, part number FMCA1574-60, from Fairview Microwave is in-stock and ships same day. This Fairview BMA to type N cable assembly has a jack to male gender configuration with 50 ohm formable FM-SR086TBJ coax. Fairview Microwave's formable RF cable assemblies provide an alternative to costly pre-formed semi-rigid assemblies since they are hand formable. The FMCA1574-60 BMA jack to type N male cable assembly operates to 11 GHz. Our RF cable assembly with BMA 2 hole flange interface allows designers to create external connections on their product enclosures, and can be used in a variety of other rack mount and panel mount applications.

Custom versions of most RF cable assemblies can be built and shipped same day. Custom cable assembly lengths can be obtained by specifying the desired length on the web site at time of order or by contacting a sales representative. Other RF cable assembly value added services including connector orientation or clocking, heat shrink booting and labeling are also available. RF testing can also be performed to document the electrical performance of your cable assembly.

Electrical Specifications

Description	Min	Typ	Max	Units
Frequency Range	DC		11	GHz
VSWR			1.5:1	
Return Loss			15.56	dB
Velocity of Propagation		69.5		%
RF Shielding	100			dB
Group Delay		1.43 [4.69]		ns/ft [ns/m]
Capacitance		29 [95.14]		pF/ft [pF/m]
DC Resistance Inner Conductor		65.7 [215.55]		$\Omega/1000ft$ [Ω/Km]
DC Resistance Outer Conductor		10.2 [33.46]		$\Omega/1000ft$ [Ω/Km]

Performance by Frequency

Description	F1	F2	F3	F4	F5	Units
Frequency	0.5	1	2.5	5	11	GHz
Insertion Loss (Max.)	0.95	1.3	2.05	2.95	4.5	dB

Mechanical Specifications

Cable Assembly

Length* 60 in [152.4 cm]
Diameter 0.79 in [20.07 mm]

Cable

Cable Type FM-SR086TBJ
Impedance 50 Ohms
Inner Conductor Type Solid
Inner Conductor Material and Plating Copper Clad Steel, Silver
Dielectric Type PTFE
Number of Shields 1



Configuration:

- Slide-On BMA Jack 2 Hole Flange
- N Male
- FM-SR086TBJ

Features:

- Max Frequency 11 GHz
- Shielding Effectivity > 100 dB
- 69.5% Phase Velocity
- FEP Jacket

Applications:

- General Purpose
- Laboratory Use
- Rack and Panel
- BMA Cable RF Backplanes
- Phased Array Interconnects
- High Speed Switching Networks
- Blind Mate BMA Test

Fairview Microwave
301 Leora Ln., Suite 100
Lewisville, TX 75056
Tel: 1-800-715-4396 / (972) 649-6678
Fax: (972) 649-6689
www.fairviewmicrowave.com
sales@fairviewmicrowave.com

Outer Conductor Material and Plating	Tinned Copper Composite Braid
Jacket Material	FEP, Black
Jacket Diameter	0.105 in [2.67 mm]
One Time Minimum Bend Radius	0.5 in [12.7 mm]
Repeated Minimum Bend Radius	0.787 in [19.99 mm]

Connectors

Description	Connector 1	Connector 2
Type	BMA Jack	N Male
Mount Method	2 Hole Flange	
Impedance	50 Ohms	50 Ohms
Connection Method	Slide-On	
Contact Material & Plating	Beryllium Copper, Gold	Brass, Gold over Nickel
Contact Plating Spec.	51.18µ in. minimum	
Dielectric Type	PTFE	PTFE
Outer Cond Material & Plating	Beryllium Copper, Gold	
Body Material & Plating	Stainless Steel, Gold	Brass, Nickel
Body Plating Spec.	19.68µ in. minimum	
Coupling Nut Material & Plating		Brass, Nickel



Mechanical Specification Notes:

*All cable assemblies have a length tolerance of 1.5% or ± 3/8", whichever is greater.

Compliance Certifications (see [product page](#) for current document)

Plotted and Other Data

Notes:



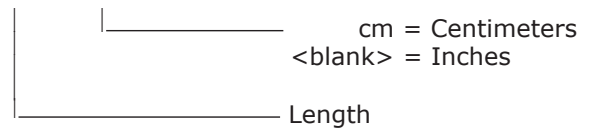
Typical Performance Data



How to Order

Part Number Configuration:

FMCA1574 - xx uu




Example: FMCA1574-12 = 12 inches long cable
 FMCA1574-100cm = 100 cm long cable

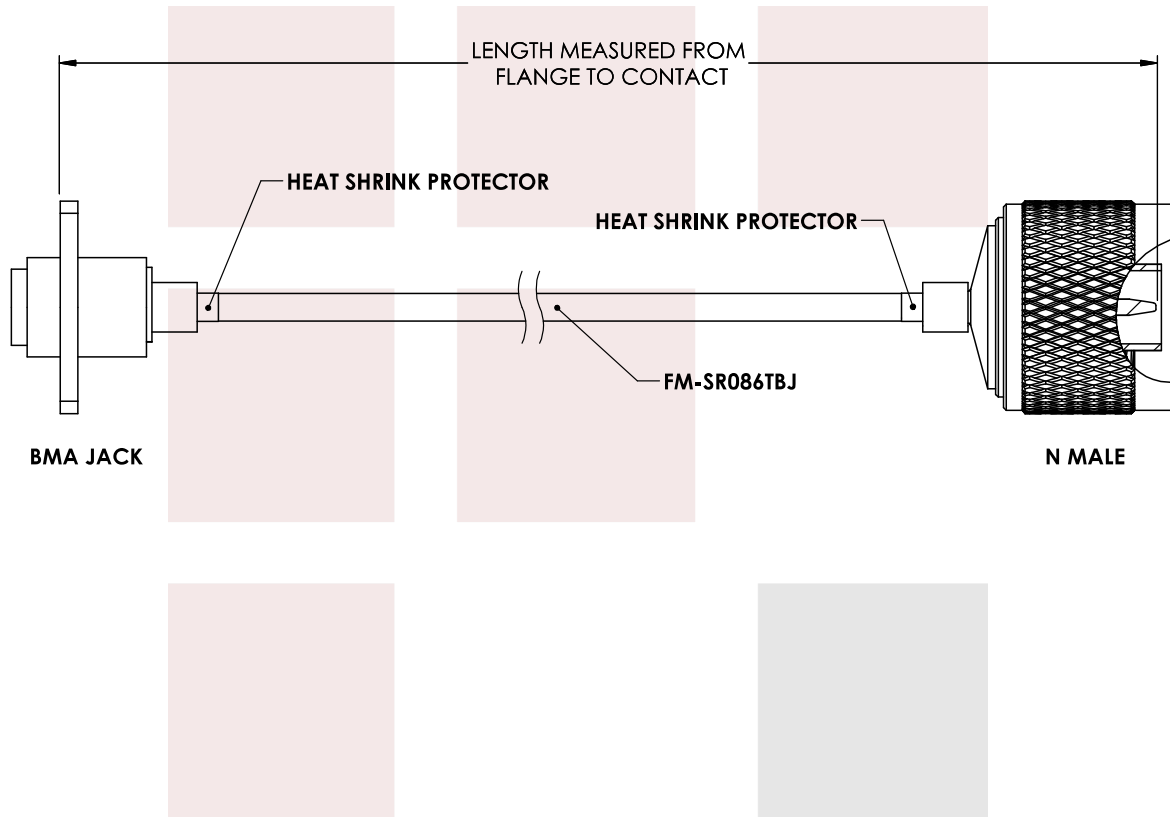
Slide-On BMA Jack 2 Hole Flange to N Male Cable FM-SR086TBJ Coax in 60 Inch from Fairview Microwave has same day shipment for domestic and International orders. Our RF, microwave and fiber optic products maintain a 99% availability and are part of the broadest selection in the industry.

Click the following link to obtain additional part information: [Slide-On BMA Jack 2 Hole Flange to N Male Cable FM-SR086TBJ Coax in 60 Inch FMCA1574-60](#)

URL: <https://www.fairviewmicrowave.com/bma-jack-n-male-cable-rg405-type-.086-coax-fmca1574-60-p.aspx>

The information contained in this document is accurate to the best of our knowledge and representative of the part described herein. It may be necessary to make modifications to the part and/or the documentation of the part, in order to implement improvements. Fairview Microwave reserves the right to make such changes as required. Unless otherwise stated, all specifications are nominal. Fairview Microwave does not make any representation or warranty regarding the suitability of the part described herein for any particular purpose, and Fairview Microwave does not assume any liability arising out of the use of any part or documentation.





STANDARD TOLERANCES	
.X	±0.2
.XX	±0.01
.XXX	±0.005

*STANDARD TOLERANCES APPLY ONLY TO DIMENSIONS IN INCHES

FAIRVIEW MICROWAVE INC. ALLEN, TX 75013 WWW.FAIRVIEWMICROWAVE.COM		NOTES: 1. UNLESS OTHERWISE SPECIFIED ALL DIMENSIONS ARE NOMINAL. 2. ALL SPECIFICATIONS ARE SUBJECT TO CHANGE WITHOUT NOTICE AT ANY TIME. 3. DIMENSIONS ARE IN INCHES [mm].			
TITLE Slide-On BMA Jack 2 Hole Flange to N Male Cable FM-SR086TBJ Coax in 60 Inch	DWG NO FMCA1574	CAGE CODE 3FKR5			
	CAD FILE 12/12/17	SHEET	SCALE N/A	SIZE A	CN2245