

Skew Matched Pair 2.92mm Male to 2.92mm Male Cable FM-125LLS Coax in 24 Inch and RoHS

The 2.92mm male to 2.92mm male skew matched coaxial pair, part number FMCA1557-24, from Fairview Microwave is in-stock and ships same day. This 2.92mm to 2.92mm flexible cable assembly pair is delay matched to reduce skew, supporting signal integrity, jitter measurements and SERDES applications. Fairview Microwave phase matches these coaxial pairs to control the time delay as so signals can be applied to differential circuits with minimal skew. The FMCA1557-24 2.92mm male to 2.92mm male matched cable pair operates to 40 GHz.

Fairview's 2.92mm to 2.92mm male skew matched pair FMCA1557-24 datasheet, specifications and outline drawing are shown in this PDF below. Our extensive offering of RF, microwave and high speed digital connections allows designers to configure and customize their signals however they like. From reducing skew, improving jitter performance or performing signal integrity testing, Fairview Microwave has the right delay matched cable solutions to meet your needs.

Electrical Specifications

Description	Min	Typ	Max	Units
Frequency Range	0.05		40	GHz
VSWR			1.65:1	
Insertion Loss			3	dB
Velocity of Propagation		74		%
Capacitance		27 [88.58]		pF/ft [pF/m]
Channel-to-Channel Delay Match		1		ps

Performance by Frequency

Description	F1	F2	F3	F4	F5	Units
Frequency	1	5	10	20	28	GHz
Insertion Loss (Max.)	0.38	0.86	1.26	1.84	2.3	dB

VSWR (Max.) 1.45:1

Description	F6	F7	F8	F9	F10	Units
Frequency	32	40				GHz
Insertion Loss (Max.)	2.54	3				dB
VSWR (Max.)	1.55:1	1.65:1				

Electrical Specification Notes:

Electrical specifications are per channel. Delay match of ± 1 applies when cables are bent in same shape/configuration.

Mechanical Specifications

Cable Assembly

Length* 24 in [609.6 mm]



Configuration:

- 2.92mm Male
- 2.92mm Male
- FM-125LLS
- 2 Channels

Features:

- Max Frequency 40 GHz
- 74% Phase Velocity
- FEP Jacket
- Extremely Flexible
- 1 ps Delay match
- Excellent VSWR of 1.65:1
- 100% Skew Match Tested
- Polarity Indicators For Matched Cable Ends

Applications:

- General Purpose
- Laboratory Use
- Gbps SERDES
- Jitter Measurements
- Differential Signals
- Physical Layer Characterization
- Signal Integrity Measurements

Fairview Microwave
 301 Leora Ln., Suite 100
 Lewisville, TX 75056
 Tel: 1-800-715-4396 / (972) 649-6678
 Fax: (972) 649-6689
www.fairviewmicrowave.com
sales@fairviewmicrowave.com

Weight 0.1705 lbs [77.34 g]

Cable

Cable Type	FM-125LLS
Impedance	50 Ohms
Inner Conductor Type	Stranded
Inner Conductor Material and Plating	Copper, Silver
Dielectric Type	PTFE
Number of Shields	1
Shield Layer 1	Silver Plated Copper
Outer Conductor Material and Plating	Copper, Silver
Outer Conductor Plating Specification	Flat Braid
Outer Conductor Diameter	0.084 in [2.13 mm]
Jacket Material	FEP
Jacket Diameter	0.124 in [3.15 mm]

Connectors

Description	Connector 1	Connector 2
Type	2.92mm Male	2.92mm Male
Contact Material & Plating	Beryllium Copper, Gold	Beryllium Copper, Gold
Dielectric Type	Polyphenylene Oxide	Polyphenylene Oxide
Body Material & Plating	Steel, Passivated	Steel, Passivated
Coupling Nut Material & Plating	Steel, Passivated	Steel, Passivated
Seal Gasket Material	Silicone Rubber	Silicone Rubber

Mechanical Specification Notes:

*All cable assemblies have a length tolerance of 1.5% or $\pm 3/8"$, whichever is greater.

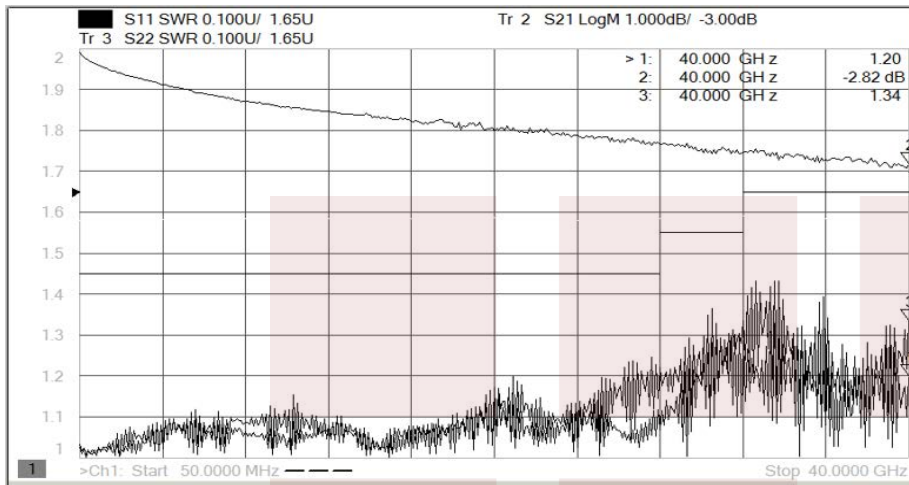
Compliance Certifications (see [product page](#) for current document)

Plotted and Other Data

Notes:

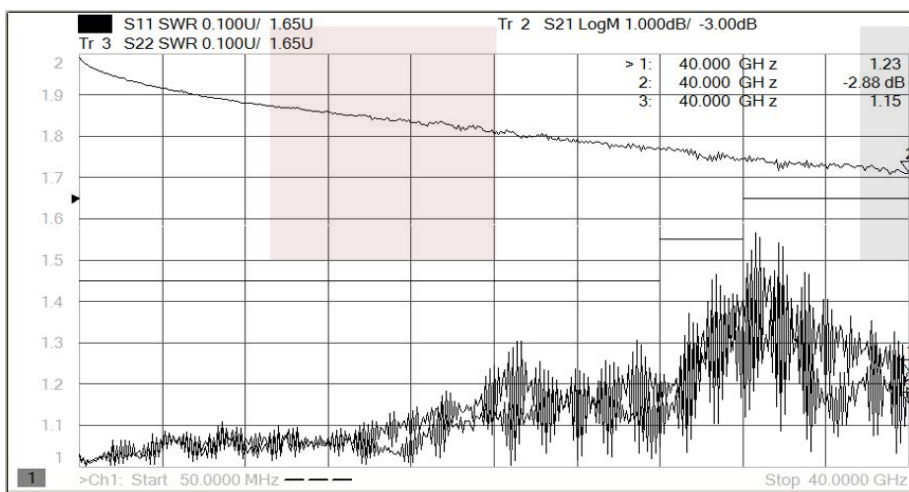
Typical Performance Data

Part Number: FMCA1557-24
Serial Number: 018 A / 1920



ELECTRICAL LENGTH (TWO WAY) = 5475PS
ELECTRICAL LENGTH (ONE WAY) = 2737PS

Part Number: FMCA1557-24
Serial Number: 018 B / 1920

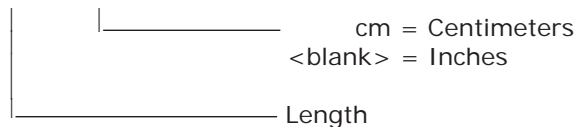


ELECTRICAL LENGTH (TWO WAY) = 5473PS
ELECTRICAL LENGTH (ONE WAY) = 2736PS

How to Order

Part Number Configuration:

FMCA1557 - xx uu



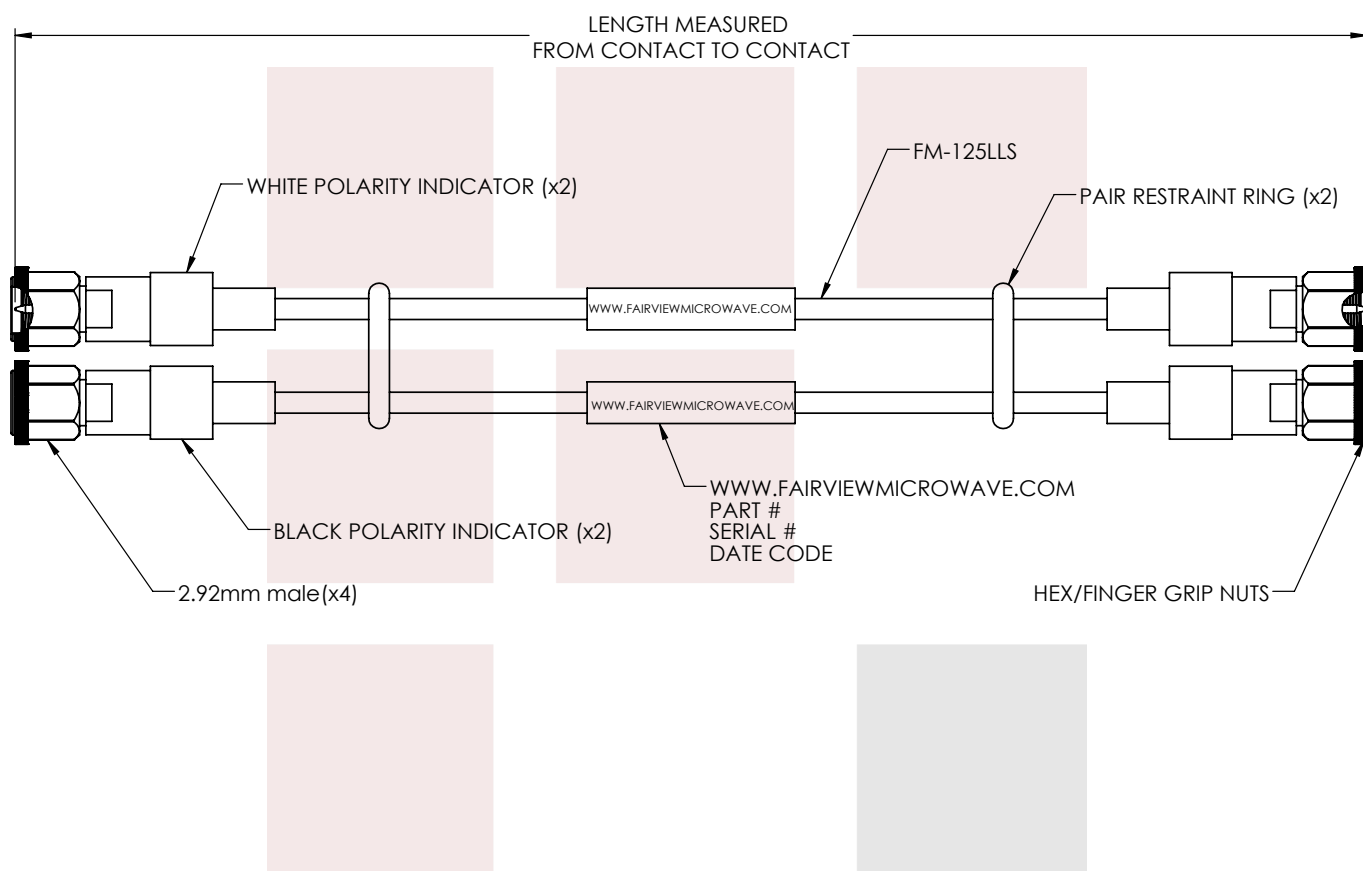
Example: FMCA1557-12 = 12 inches long cable
FMCA1557-100cm = 100 cm long cable

Skew Matched Pair 2.92mm Male to 2.92mm Male Cable FM-125LLS Coax in 24 Inch and RoHS from Fairview Microwave has same day shipment for domestic and International orders. Our RF, microwave and fiber optic products maintain a 99% availability and are part of the broadest selection in the industry.

Click the following link to obtain additional part information: [Skew Matched Pair 2.92mm Male to 2.92mm Male Cable FM-125LLS Coax in 24 Inch and RoHS FMCA1557-24](https://www.fairviewmicrowave.com/skew-matched-pair-2.92mm-male-2.92mm-male-cable-fm-125lls-coax-in-24-inch-and-rohs-fmca1557-24)

URL: <https://www.fairviewmicrowave.com/skew-matched-pair-2.92mm-male-2.92mm-male-cable-fm-125lls-coax-fmca1557-24-p.aspx>

The information contained in this document is accurate to the best of our knowledge and representative of the part described herein. It may be necessary to make modifications to the part and/or the documentation of the part, in order to implement improvements. Fairview Microwave reserves the right to make such changes as required. Unless otherwise stated, all specifications are nominal. Fairview Microwave does not make any representation or warranty regarding the suitability of the part described herein for any particular purpose, and Fairview Microwave does not assume any liability arising out of the use of any part or documentation.



STANDARD TOLERANCES

.X ±0.2
.XX ±0.01
.XXX ±0.005

*STANDARD TOLERANCES APPLY
ONLY TO DIMENSIONS IN INCHES

FAIRVIEW MICROWAVE INC. ALLEN, TX 75013 WWW.FAIRVIEWMICROWAVE.COM		NOTES: 1. UNLESS OTHERWISE SPECIFIED ALL DIMENSIONS ARE NOMINAL. 2. ALL SPECIFICATIONS ARE SUBJECT TO CHANGE WITHOUT NOTICE AT ANY TIME. 3. DIMENSIONS ARE IN INCHES [mm].			
TITLE Skew Matched Pair 2.92mm Male to 2.92mm Male Cable FM-125LLS Coax in 24 Inch and RoHS	DWG NO FMCA1557		CAGE CODE 3FKR5		
	CAD FILE 11/06/2017	SHEET	SCALE N/A	SIZE A	CN2245