

3.5mm Male to 3.5mm Male Cable RG402 Coax in 6 Inch

The 3.5mm male to 3.5mm male 6 inch cable using RG402 coax, part number FMCA1556-6, from Fairview Microwave is in-stock and ships same day. This Fairview 3.5mm to 3.5mm cable assembly has a male to male gender configuration with 50 ohm semi-rigid RG402/U coax. Fairview Microwave's semi-rigid RF cable assemblies are ideal for high performance applications and can be formed, using proper tooling, to the routing pattern required. The FMCA1556-6 3.5mm male to 3.5mm male cable assembly operates to 34 GHz. Fairview's semi-rigid cable assemblies are convenient ready-to-use cables designed for bench testing, test fixtures, high isolation semi-rigid connections and other microwave semi-rigid cabling purposes. These cables are constructed with high quality semi-rigid coax and 3.5mm Male connectors. These semi-rigid cable assemblies are available in standard straight lengths or custom lengths that can be specified at the time of order. Each semi-rigid cable assembly has been RF tested to ensure performance over the high frequency band.

Custom versions of most RF cable assemblies can be built and shipped same day. Custom cable assembly lengths can be obtained by specifying the desired length on the web site at time of order or by contacting a sales representative. Other RF cable assembly value added services including connector orientation or clocking, heat shrink booting and labeling are also available. RF testing can also be performed to document the electrical performance of your cable assembly.

Electrical Specifications

Description	Min	Typ	Max	Units
Frequency Range	DC		34	GHz
VSWR			1.4:1	
Capacitance		29.9 [98.1]		pF/ft [pF/m]

Performance by Frequency

Description	F1	F2	F3	F4	F5	Units
Frequency	1	10	20			GHz
Insertion Loss (Typ.)	0.26	0.43	0.55			dB

Electrical Specification Notes:

Insertion Loss does not include the loss of the connectors. Insertion Loss is estimated as 0.1 dB per connector.

Mechanical Specifications

Cable Assembly

Length*	6 in [152.4 mm]
Diameter	0.32 in [8.13 mm]
Weight	0.044 lbs [19.96 g]

Cable

Cable Type	RG402/U
Impedance	50 Ohms
Inner Conductor Type	Solid
Inner Conductor Material and Plating	Copper Clad Steel, Silver



Configuration:

- 3.5mm Male
- 3.5mm Male
- RG402/U

Features:

- Max Frequency 34 GHz
- High performance semi-rigid cable
- 34 GHz performance
- Gold plated connectors
- Same day shipment

Applications:

- General Purpose
- Laboratory Use
- System bench testing
- High isolation connections
- RF susceptibility testing
- Test fixtures

Fairview Microwave
301 Leora Ln., Suite 100
Lewisville, TX 75056
Tel: 1-800-715-4396 / (972) 649-6678
Fax: (972) 649-6689
www.fairviewmicrowave.com
sales@fairviewmicrowave.com

Dielectric Type PTFE
Number of Shields 1
Shield Layer 1 Copper

Connectors

Description	Connector 1	Connector 2
Type	3.5mm Male	3.5mm Male
Impedance	50 Ohms	50 Ohms
Contact Material & Plating	Beryllium Copper, Gold	Beryllium Copper, Gold
Contact Plating Spec.	50μ in. minimum	50μ in. minimum
Dielectric Type	PCTFE	PCTFE
Body Material & Plating	Passivated Stainless Steel	Passivated Stainless Steel
Body Plating Spec.	SAE-AMS-2700	SAE-AMS-2700
Coupling Nut Material & Plating	Passivated Stainless Steel	Passivated Stainless Steel
Coupling Nut Plating Spec.	SAE-AMS-2700	SAE-AMS-2700
Hex Size	5/16 in.	5/16 in.
Torque	8 in-lbs 0.9 Nm	8 in-lbs 0.9 Nm

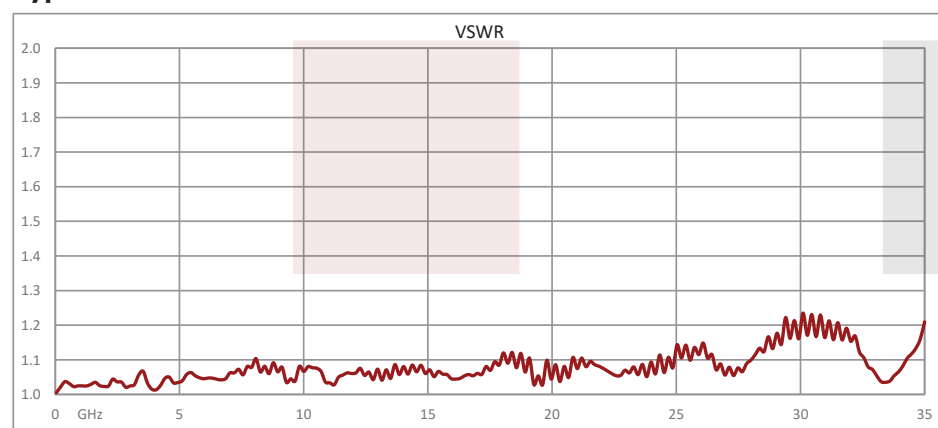
Compliance Certifications (see [product page](#) for current document)

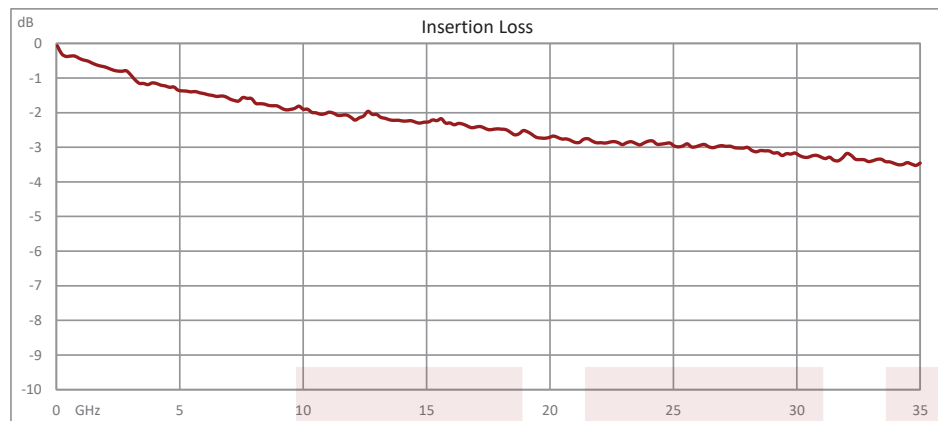
Plotted and Other Data

Notes:

- Values at 25°C, sea level.

Typical Performance Data





How to Order

Part Number Configuration:

FMCA1556 - xx uu

cm = Centimeters
<blank> = Inches

Length

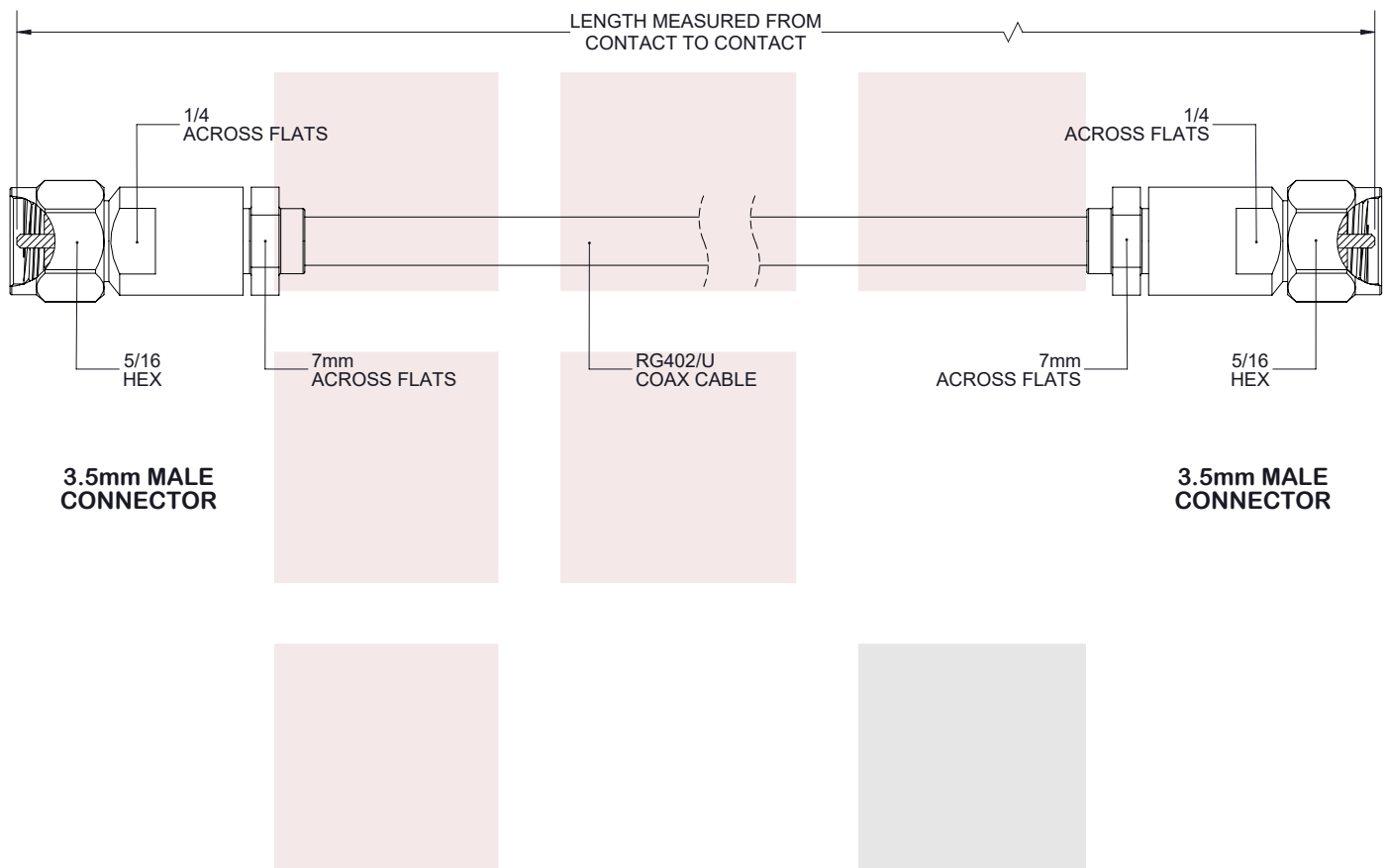
Example: FMCA1556-12 = 12 inches long cable
FMCA1556-100cm = 100 cm long cable

3.5mm Male to 3.5mm Male Cable RG402 Coax in 6 Inch from Fairview Microwave has same day shipment for domestic and International orders. Our RF, microwave and millimeter wave products maintain a 99% availability and are part of the broadest selection in the industry.

Click the following link to obtain additional part information: [3.5mm Male to 3.5mm Male Cable RG402 Coax in 6 Inch FMCA1556-6](#)

URL: <https://www.fairviewmicrowave.com/3.5mm-male-3.5mm-male-cable-rg402u-coax-fmca1556-6-p.aspx>

The information contained in this document is accurate to the best of our knowledge and representative of the part described herein. It may be necessary to make modifications to the part and/or the documentation of the part, in order to implement improvements. Fairview Microwave reserves the right to make such changes as required. Unless otherwise stated, all specifications are nominal. Fairview Microwave does not make any representation or warranty regarding the suitability of the part described herein for any particular purpose, and Fairview Microwave does not assume any liability arising out of the use of any part or documentation.



STANDARD TOLERANCES

.X ±0.2
.XX ±0.01
.XXX ±0.005

*STANDARD TOLERANCES APPLY
ONLY TO DIMENSIONS IN INCHES

FAIRVIEW MICROWAVE INC.

ALLEN, TX 75013 WWW.FAIRVIEWMICROWAVE.COM

NOTES:

1. UNLESS OTHERWISE SPECIFIED ALL DIMENSIONS ARE NOMINAL.
2. ALL SPECIFICATIONS ARE SUBJECT TO CHANGE WITHOUT NOTICE AT ANY TIME.
3. DIMENSIONS ARE IN INCHES [mm].

TITLE

3.5mm Male to 3.5mm Male Cable RG402 Coax in 6
Inch

DWG NO

FMCA1556

CAGE CODE

3FKR5

CAD FILE 091517

SHEET 1 OF 1

SCALE N/A

SIZE A

7361