

**Snap-On RA MMBX Plug to SMA Female Cable
 RG174 Coax in 4 Inch**

Fairview Microwave's MMBX cable assemblies are part of our full line of RF interconnects available for same-day shipping. These MMBX cable assemblies are designed for test applications or connection of your MMBX system components. With a high frequency range up to 3 GHz, this family of MMBX cables can also be used to connect your panels to PCB's with between series options like MMBX-to-SMA, MMBX-to-N or MMBX-to-TNC assemblies. There are hundreds of possible cable assembly configurations to choose from, all available same day.

This MMBX cable assembly datasheet PDF contains specifications, CAD drawing and dimensions that are shown below. Fairview Microwave not only has many MMBX cable assembly options, but also a wide selection of RF, microwave and millimeter wave cable assemblies which allows RF designers to customize their configurations to whatever is required. Whether the need is to provide an I/O for a board design or simply create a custom cable assembly configuration, Fairview Microwave has the right cable assemblies for the job. Fairview can also expertly build your custom RF cable assemblies for you and ship same day.

Electrical Specifications

Description	Min	Typ	Max	Units
Frequency Range	DC		1,000	MHz
VSWR			1.4:1	
Return Loss		-15.56		dB
Velocity of Propagation		66		%
Capacitance		31.1 [102.03]		pF/ft [pF/m]

Performance by Frequency

Description	F1	F2	F3	F4	F5	Units
Frequency	50	100	250	500	1,000	MHz
Insertion Loss (Max.)	0.22	0.23	0.25	0.28	0.31	dB

Mechanical Specifications

Cable Assembly

Length* 4 in [101.6 mm]
 Diameter 0.312 in [7.92 mm]

Cable

Cable Type RG174
 Impedance 50 Ohms
 Inner Conductor Type Stranded
 Inner Conductor Material and Plating Copper Clad Steel, Silver
 Dielectric Type PE
 Number of Shields 1
 Shield Layer 1 Tinned Copper Braid
 Jacket Material PVC, Black
 Jacket Diameter 0.11 in [2.79 mm]



Configuration:

- Snap-On MMBX Plug Right Angle
- SMA Female
- RG174

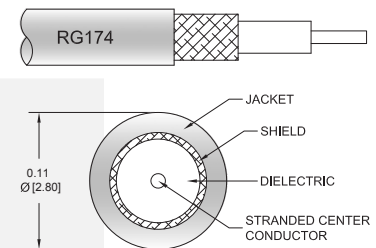
Features:

- Max. Operating Frequency of 1 GHz
- Snap-On mating

Applications:

- General Purpose MMBX Test
- PCB Testing
- Low Profile MMBX Cable Jumpers
- PCB-to-Panel Connection

Cable Diagram:



Fairview Microwave
 1130 Junction Dr. #100
 Allen, TX 75013
 Tel: 1-800-715-4396 / (972) 649-6678
 Fax: (972) 649-6689
www.fairviewmicrowave.com
sales@fairviewmicrowave.com

Connectors

Description	Connector 1	Connector 2
Type	MMBX Plug	SMA Female
Specification		MIL-STD-348
Impedance	50 Ohms	50 Ohms
Connection Method	Snap-On	
Mating Cycles	100	100
Contact Material & Plating	Beryllium Copper, Gold	Beryllium Copper, Gold
Contact Plating Spec.		ASTM-B488
Dielectric Type	PTFE	PTFE
Outer Cond Material & Plating	Brass, Gold	
Body Material & Plating	Brass, Gold	Brass, Nickel
Body Plating Spec.		ASTM-B689

Mechanical Specification Notes:

*All cable assemblies have a length tolerance of 1.5% or ± 3/8", whichever is greater.

Environmental Specifications

Temperature

Operating Range -40 to +80 deg C

Compliance Certifications (see [product page](#) for current document)

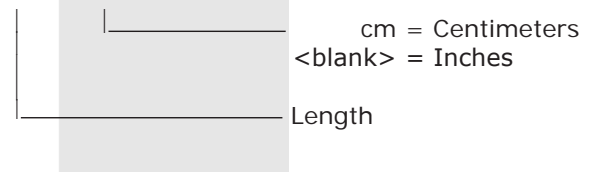
Plotted and Other Data

Notes:

How to Order

Part Number Configuration:

FMCA1447 - xx uu



Example: FMCA1447-12 = 12 inches long cable
 FMCA1447-100cm = 100 cm long cable

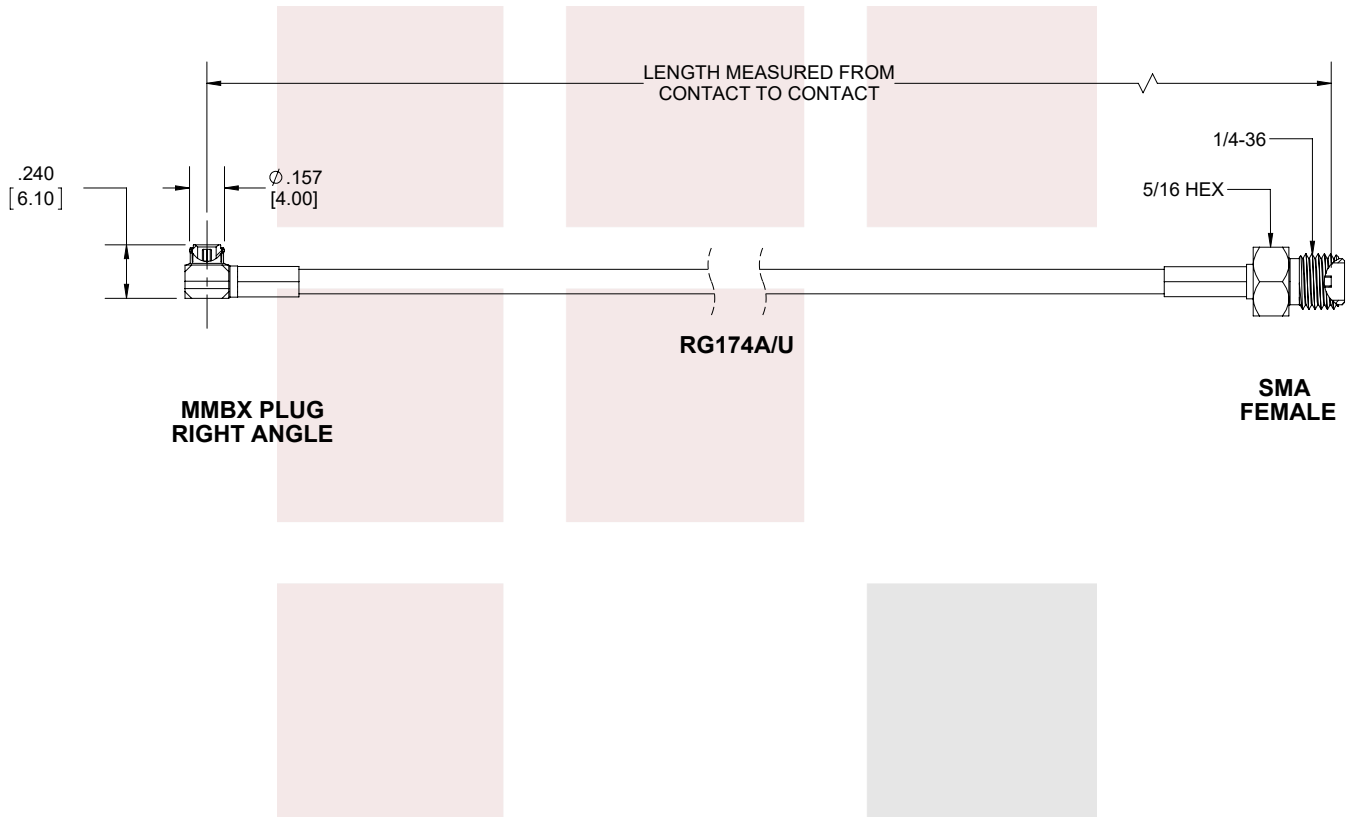
Snap-On RA MMBX Plug to SMA Female Cable RG174 Coax in 4 Inch from Fairview Microwave has same day shipment for domestic and International orders. Our RF, microwave and fiber optic products maintain a 99% availability and are part of the broadest selection in the industry.

Click the following link to obtain additional part information: [Snap-On RA MMBX Plug to SMA Female Cable RG174 Coax in 4 Inch FMCA1447-4](#)

URL: <https://www.fairviewmicrowave.com/ra-mmbx-plug-sma-female-cable-rg174-coax-fmca1447-4-p.aspx>

The information contained in this document is accurate to the best of our knowledge and representative of the part described herein. It may be necessary to make modifications to the part and/or the documentation of the part, in order to implement improvements. Fairview Microwave reserves the right to make such changes as required. Unless otherwise stated, all specifications are nominal. Fairview Microwave does not make any representation or warranty regarding the suitability of the part described herein for any particular purpose, and Fairview Microwave does not assume any liability arising out of the use of any part or documentation.





STANDARD TOLERANCES	
.X	±0.2
.XX	±0.01
.XXX	±0.005

*STANDARD TOLERANCES APPLY ONLY TO DIMENSIONS IN INCHES

FAIRVIEW MICROWAVE INC. ALLEN, TX 75013 WWW.FAIRVIEWMICROWAVE.COM		NOTES: 1. UNLESS OTHERWISE SPECIFIED ALL DIMENSIONS ARE NOMINAL. 2. ALL SPECIFICATIONS ARE SUBJECT TO CHANGE WITHOUT NOTICE AT ANY TIME. 3. DIMENSIONS ARE IN INCHES [mm].			
TITLE Snap-On RA MMBX Plug to SMA Female Cable RG174 Coax in 4 Inch		DWG NO FMCA1447		CAGE CODE 3FKR5	
CAD FILE	062217	SHEET	1 OF 1	SCALE	N/A
		SIZE	A		9999