

## Snap-On MMBX Plug to TNC Female Bulkhead Cable RG174 Coax in 6 Inch

Fairview Microwave's MMBX cable assemblies are part of our full line of RF interconnects available for same-day shipping. These MMBX cable assemblies are designed for test applications or connection of your MMBX system components. With a high frequency range up to 3 GHz, this family of MMBX cables can also be used to connect your panels to PCB's with between series options like MMBX-to-SMA, MMBX-to-N or MMBX-to-TNC assemblies. There are hundreds of possible cable assembly configurations to choose from, all available same day.

This MMBX cable assembly datasheet PDF contains specifications, CAD drawing and dimensions that are shown below. Fairview Microwave not only has many MMBX cable assembly options, but also a wide selection of RF, microwave and millimeter wave cable assemblies which allows RF designers to customize their configurations to whatever is required. Whether the need is to provide an I/O for a board design or simply create a custom cable assembly configuration, Fairview Microwave has the right cable assemblies for the job. Fairview can also expertly build your custom RF cable assemblies for you and ship same day.

### Electrical Specifications

Description	Min	Typ	Max	Units
Frequency Range	DC		3	GHz
VSWR			1.4:1	
Return Loss		-15.56		dB
Velocity of Propagation		66		%
Capacitance		31.1 [102.03]		pF/ft [pF/m]

### Performance by Frequency

Description	F1	F2	F3	F4	F5	Units
Frequency	50	100	250	500	1,000	MHz
Insertion Loss (Max.)	0.23	0.25	0.27	0.31	0.36	dB

### Mechanical Specifications

#### Cable Assembly

Length\* 6 in [152.4 mm]  
Diameter 0.689 in [17.5 mm]

#### Cable

Cable Type RG174  
Impedance 50 Ohms  
Inner Conductor Type Stranded  
Inner Conductor Material and Plating Copper Clad Steel, Silver  
Dielectric Type PE  
Number of Shields 1  
Shield Layer 1 Tinned Copper Braid  
Jacket Material PVC, Black  
Jacket Diameter 0.11 in [2.79 mm]



### Configuration:

- Snap-On MMBX Plug
- TNC Female Bulkhead
- RG174

### Features:

- Max Frequency 3 GHz
- 66% Phase Velocity
- PVC Jacket
- Max. Operating Frequency of 3 GHz
- Snap-On mating
- Low Profile Right Angle Configurations
- SMA Bulkhead, N Bulkhead and TNC Bulkhead Between-Series Configurations

### Applications:

- General Purpose
- Laboratory Use
- General Purpose MMBX Test
- PCB Testing
- Low Profile MMBX Cable Jumpers
- PCB-to-Panel Connection

Fairview Microwave  
301 Leora Ln., Suite 100  
Lewisville, TX 75056  
Tel: 1-800-715-4396 / (972) 649-6678  
Fax: (972) 649-6689  
[www.fairviewmicrowave.com](http://www.fairviewmicrowave.com)  
[sales@fairviewmicrowave.com](mailto:sales@fairviewmicrowave.com)

**Connectors**

Description	Connector 1	Connector 2
Type	MMBX Plug	TNC Female
Mount Method		Bulkhead
Specification		MIL-STD-348A
Impedance	50 Ohms	50 Ohms
Connection Method	Snap-On	
Mating Cycles	100	
Contact Material & Plating	Beryllium Copper, Gold	Brass, Gold
Contact Plating Spec.		30 µin minimum
Dielectric Type	PTFE	PTFE
Outer Cond Material & Plating	Brass, Gold	
Body Material & Plating	Brass, Gold	Brass, Nickel
Body Plating Spec.		100 µin minimum

**Environmental Specifications**

**Temperature**

Operating Range -40 to +80 deg C

**Compliance Certifications** (see [product page](#) for current document)

**Plotted and Other Data**

Notes:

**How to Order**

Part Number Configuration:

**FMCA1442 - xx uu**

cm = Centimeters  
<blank> = Inches  
Length

Example: FMCA1442-12 = 12 inches long cable  
FMCA1442-100cm = 100 cm long cable

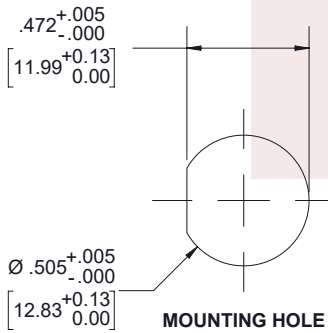
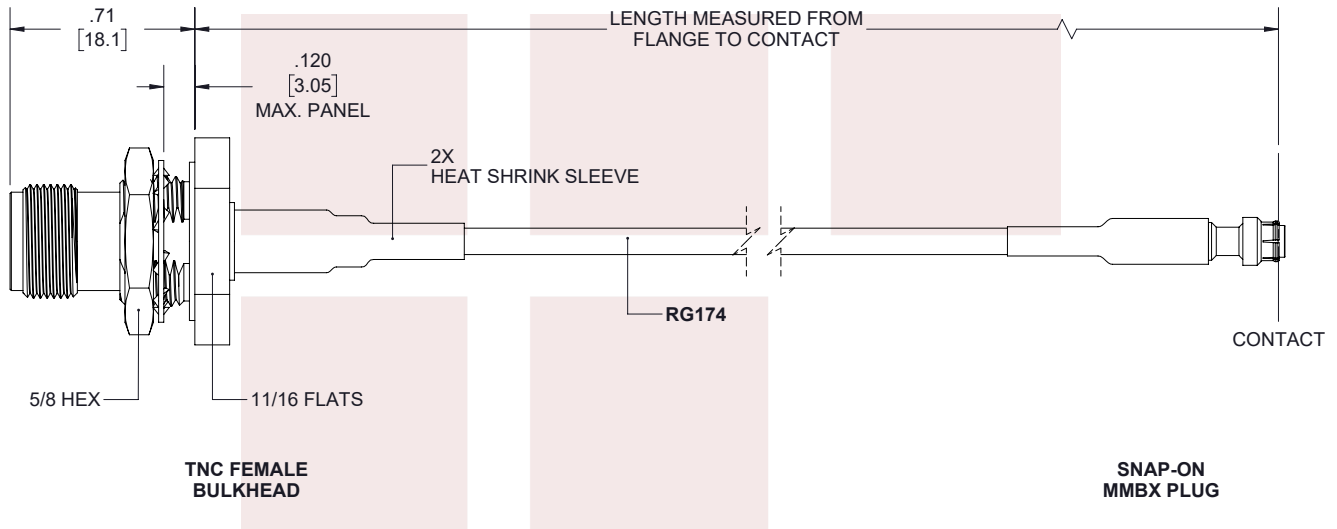
Snap-On MMBX Plug to TNC Female Bulkhead Cable RG174 Coax in 6 Inch from Fairview Microwave has same day shipment for domestic and International orders. Our RF, microwave and fiber optic products maintain a 99% availability and are part of the broadest selection in the industry.

Click the following link to obtain additional part information: [Snap-On MMBX Plug to TNC Female Bulkhead Cable RG174 Coax in 6 Inch FMCA1442-6](#)

URL: <https://www.fairviewmicrowave.com/mmbx-plug-tnc-female-cable-rg174-coax-fmca1442-6-p.aspx>

The information contained in this document is accurate to the best of our knowledge and representative of the part described herein. It may be necessary to make modifications to the part and/or the documentation of the part, in order to implement improvements. Fairview Microwave reserves the right to make such changes as required. Unless otherwise stated, all specifications are nominal. Fairview Microwave does not make any representation or warranty regarding the suitability of the part described herein for any particular purpose, and Fairview Microwave does not assume any liability arising out of the use of any part or documentation.

REVISIONS			
REV.	DESCRIPTION	DATE	APPROVED
A	PCR FMCA1426	6/1/2020	S.ELLIS



THESE COMMODITIES, TECHNOLOGY OR SOFTWARE WERE EXPORTED FROM THE UNITED STATES IN ACCORDANCE WITH THE EXPORT ADMINISTRATION REGULATIONS. DIVERSION CONTRARY TO U.S. LAW PROHIBITED.

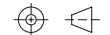
TITLE  
Snap-On MMBX Plug to TNC Female Bulkhead Cable  
RG174 Coax in 6 Inch

UNLESS OTHERWISE SPECIFIED LEADING DIMENSIONS ARE INCHES  
DIMENSIONS IN [ ] ARE MILLIMETERS

TOLERANCES: CABLE LENGTH (L) TOLERANCES:

.X = ±.2 [5.08]	FRACTIONS	L ≤ 12 [305] = +1 [25] / -0
.XX = ±.02 [.51]	± 1/32	12 [305] < L ≤ 60 [1524] = +2 [51] / -0
.XXX = ±.005 [.13]	ANGLES ± 1°	60 [1524] < L ≤ 120 [3048] = +4 [102] / -0
		120 [3048] < L ≤ 300 [7620] = +6 [152] / -0
		300 [7620] < L = +5%L / -0

THIRD-ANGLE PROJECTION



THE INFORMATION AND DESIGN IN THIS DOCUMENT IS THE PROPERTY OF FAIRVIEW MICROWAVE CORPORATION. ALL RIGHTS RESERVED.

SHEET 1 OF 1

ALL DIMENSIONS SHOWN ARE FOR REFERENCE ONLY.

SCALE N/A

SIZE A	CAGE CODE 3FKR5	DRAWN BY K.DANG	ITEM NO. FMCA1442	REV A
-----------	--------------------	--------------------	----------------------	----------

T-Rev.D