

**Snap-On RA MMBX Plug to SMA Female Bulkhead Cable RG174 Coax in 8 Inch**

Fairview Microwave's MMBX cable assemblies are part of our full line of RF interconnects available for same-day shipping. These MMBX cable assemblies are designed for test applications or connection of your MMBX system components. With a high frequency range up to 3 GHz, this family of MMBX cables can also be used to connect your panels to PCB's with between series options like MMBX-to-SMA, MMBX-to-N or MMBX-to-TNC assemblies. There are hundreds of possible cable assembly configurations to choose from, all available same day.

This MMBX cable assembly datasheet PDF contains specifications, CAD drawing and dimensions that are shown below. Fairview Microwave not only has many MMBX cable assembly options, but also a wide selection of RF, microwave and millimeter wave cable assemblies which allows RF designers to customize their configurations to whatever is required. Whether the need is to provide an I/O for a board design or simply create a custom cable assembly configuration, Fairview Microwave has the right cable assemblies for the job. Fairview can also expertly build your custom RF cable assemblies for you and ship same day.

**Electrical Specifications**

| Description             | Min | Typ           | Max   | Units        |
|-------------------------|-----|---------------|-------|--------------|
| Frequency Range         | DC  |               | 3     | GHz          |
| VSWR                    |     |               | 1.4:1 |              |
| Return Loss             |     | -15.56        |       | dB           |
| Velocity of Propagation |     | 66            |       | %            |
| Capacitance             |     | 31.1 [102.03] |       | pF/ft [pF/m] |

**Performance by Frequency**

| Description           | F1   | F2   | F3  | F4   | F5    | Units |
|-----------------------|------|------|-----|------|-------|-------|
| Frequency             | 50   | 100  | 250 | 500  | 1,000 | MHz   |
| Insertion Loss (Max.) | 0.24 | 0.26 | 0.3 | 0.35 | 0.42  | dB    |

**Mechanical Specifications**

**Cable Assembly**

Length\* 8 in [203.2 mm]  
 Diameter 0.312 in [7.92 mm]

**Cable**

Cable Type RG174  
 Impedance 50 Ohms  
 Inner Conductor Type Stranded  
 Inner Conductor Material and Plating Copper Clad Steel, Silver  
 Dielectric Type PE  
 Number of Shields 1  
 Shield Layer 1 Tinned Copper Braid  
 Jacket Material PVC, Black  
 Jacket Diameter 0.11 in [2.79 mm]



**Configuration:**

- Snap-On MMBX Plug Right Angle
- SMA Female Bulkhead
- RG174

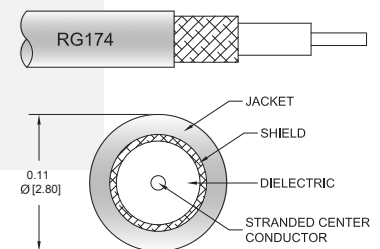
**Features:**

- Max. Operating Frequency of 3 GHz
- Snap-On mating
- Low Profile Right Angle Configurations
- SMA Bulkhead, N Bulkhead and TNC Bulkhead Between-Series Configurations

**Applications:**

- General Purpose MMBX Test
- PCB Testing
- Low Profile MMBX Cable Jumpers
- PCB-to-Panel Connection

**Cable Diagram:**



Fairview Microwave  
 1130 Junction Dr. #100  
 Allen, TX 75013  
 Tel: 1-800-715-4396 / (972) 649-6678  
 Fax: (972) 649-6689  
[www.fairviewmicrowave.com](http://www.fairviewmicrowave.com)  
[sales@fairviewmicrowave.com](mailto:sales@fairviewmicrowave.com)

**Connectors**

| Description                   | Connector 1            | Connector 2   |
|-------------------------------|------------------------|---------------|
| Type                          | MMBX Plug              | SMA Female    |
| Mount Method                  |                        | Bulkhead      |
| Specification                 |                        | MIL-STD-348   |
| Impedance                     | 50 Ohms                | 50 Ohms       |
| Connection Method             | Snap-On                |               |
| Mating Cycles                 | 100                    |               |
| Contact Material & Plating    | Beryllium Copper, Gold | Gold          |
| Contact Plating Spec.         |                        | MIL-G-45204   |
| Dielectric Type               | PTFE                   |               |
| Outer Cond Material & Plating | Brass, Gold            |               |
| Body Material & Plating       | Brass, Gold            | Brass, Nickel |
| Body Plating Spec.            |                        | QQ-N-290      |

**Mechanical Specification Notes:**

\*All cable assemblies have a length tolerance of 1.5% or  $\pm 3/8"$ , whichever is greater.

**Environmental Specifications**

**Temperature**

Operating Range -40 to +80 deg C

**Compliance Certifications** (see [product page](#) for current document)

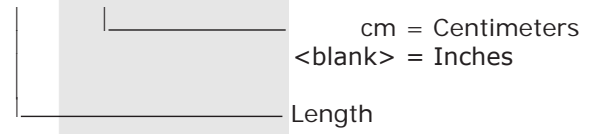
**Plotted and Other Data**

Notes:

**How to Order**

Part Number Configuration:

**FMCA1435 - xx uu**



Example: FMCA1435-12 = 12 inches long cable  
 FMCA1435-100cm = 100 cm long cable

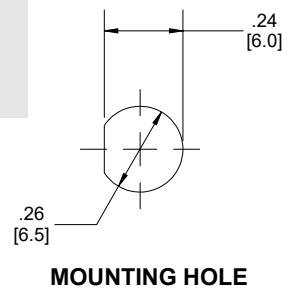
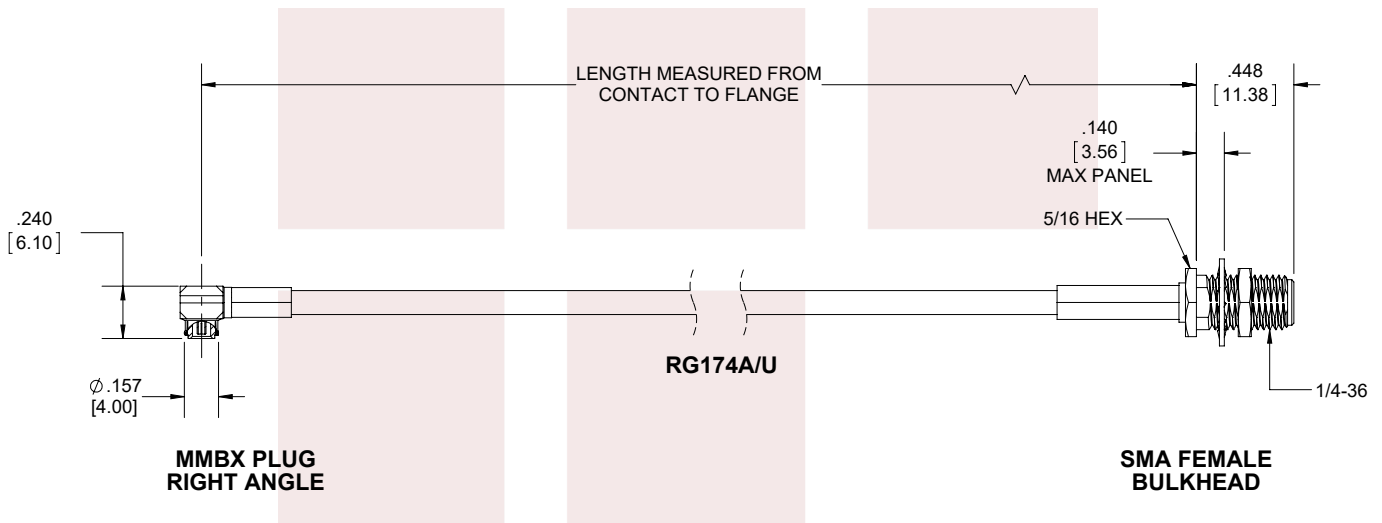
Snap-On RA MMBX Plug to SMA Female Bulkhead Cable RG174 Coax in 8 Inch from Fairview Microwave has same day shipment for domestic and International orders. Our RF, microwave and fiber optic products maintain a 99% availability and are part of the broadest selection in the industry.

Click the following link to obtain additional part information: [Snap-On RA MMBX Plug to SMA Female Bulkhead Cable RG174 Coax in 8 Inch FMCA1435-8](#)

URL: <https://www.fairviewmicrowave.com/ra-mmbx-plug-sma-female-cable-rg174-coax-fmca1435-8-p.aspx>

The information contained in this document is accurate to the best of our knowledge and representative of the part described herein. It may be necessary to make modifications to the part and/or the documentation of the part, in order to implement improvements. Fairview Microwave reserves the right to make such changes as required. Unless otherwise stated, all specifications are nominal. Fairview Microwave does not make any representation or warranty regarding the suitability of the part described herein for any particular purpose, and Fairview Microwave does not assume any liability arising out of the use of any part or documentation.





| STANDARD TOLERANCES |        |
|---------------------|--------|
| .X                  | ±0.2   |
| .XX                 | ±0.01  |
| .XXX                | ±0.005 |

\*STANDARD TOLERANCES APPLY ONLY TO DIMENSIONS IN INCHES

|   |  |   |        |                           |        |
|---|--|---|--------|---------------------------|--------|
| <b>FAIRVIEW MICROWAVE INC.</b><br>ALLEN, TX 75013 WWW.FAIRVIEWMICROWAVE.COM |  | NOTES:<br>1. UNLESS OTHERWISE SPECIFIED ALL DIMENSIONS ARE NOMINAL.<br>2. ALL SPECIFICATIONS ARE SUBJECT TO CHANGE WITHOUT NOTICE AT ANY TIME.<br>3. DIMENSIONS ARE IN INCHES [mm]. |        |                           |        |
| TITLE   |  | DWG NO<br><b>FMCA1435</b>   |        | CAGE CODE<br><b>3FKR5</b> |        |
| Snap-On RA MMBX Plug to SMA Female Bulkhead Cable RG174 Coax in 8 Inch      |  | CAD FILE  | 062217 | SHEET                     | 1 OF 1 |
|   |  | SCALE   | N/A    | SIZE                      | A      |
|   |  |   |        |                           | 9999   |