

Low Loss N Male to RA N Male Cable LMR-600 Coax in 12 Inch with Times Microwave components



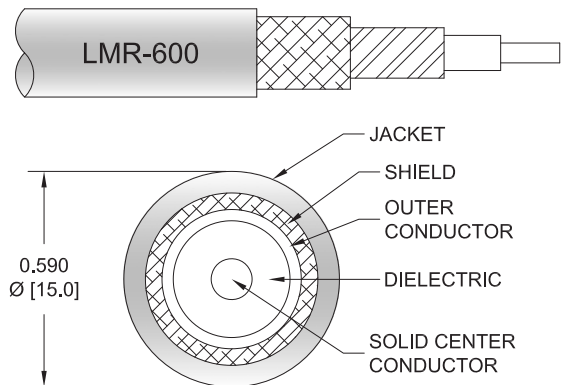
FMCA1070-12

Configuration

- Connector 1: N Male
- Connector 2: N Male Right Angle
- Cable Type: LMR-600
- Coax Flex Type: Flexible

Features

- Max Frequency 5.8 GHz
- Shielding Effectivity > 90 dB
- 87% Phase Velocity
- Double Shielded
- PE Jacket



Applications

- General Purpose
- Laboratory Use
- Antenna Installations
- Land Mobile Radio & Other Communication Systems
- Cellular & Wi-Fi Systems

Description

The type N male to RA type N male 12 inch cable using LMR-600 coax, part number FMCA1070-12, from Fairview Microwave is in-stock and ships same day. This Fairview type N to type N cable assembly has a male to male gender configuration with 50 ohm flexible LMR-600 coax. Fairview Microwave’s flexible RF cable assemblies are ideal for applications where tight bends and continual flexure are required. The FMCA1070-12 type N male to type N male cable assembly operates to 5.8 GHz. The right angle type N interface on the LMR-600 cable allows for easier connections in tight spaces. The double shielding of this Fairview cable assembly provides excellent shielding effectiveness of better than 90 dB.

Custom versions of most RF cable assemblies can be built and shipped same day. Custom cable assembly lengths can be obtained by specifying the desired length on the web site at time of order or by contacting a sales representative. Other RF cable assembly value added services including connector orientation or clocking, heat shrink booting and labeling are also available. RF testing can also be performed to document the electrical performance of your cable assembly.

Electrical Specifications

Description	Minimum	Typical	Maximum	Units
Frequency Range	DC		5.8	GHz
VSWR			1.4:1	
Velocity of Propagation		87		%
RF Shielding	90			dB
Group Delay		1.17 [3.84]		ns/ft [ns/m]
Capacitance		23.4 [76.77]		pF/ft [pF/m]
Inductance		0.058 [0.19]		uH/ft [uH/m]
DC Resistance Inner Conductor		0.53 [1.74]		Ohms/1000ft [Ohms/Km]
DC Resistance Outer Conductor		1.2 [3.94]		Ohms/1000ft [Ohms/Km]

Low Loss N Male to RA N Male Cable LMR-600 Coax in 12 Inch with Times Microwave components



FMCA1070-12

Electrical Specifications

Description	Minimum	Typical	Maximum	Units
Jacket Spark			8,000	Vrms

Specifications by Frequency

Description	F1	F2	F3	F4	F5	Units
Frequency	0.25	0.5	1	2.5	5.8	GHz
Insertion Loss (Typ.)	0.31	0.31	0.32	0.34	0.37	dB

Electrical Specification Notes:

The Insertion Loss data above is based on the performance specifications of the coax cable and connectors used in this assembly. The Insertion Loss includes an estimated insertion loss of 0.1 dB for the straight connector and 0.2 dB for the right angle connector.

Mechanical Specifications

Cable Assembly

Width/Diameter	0.59 in [14.99 mm]
Weight	0.2 lbs [90.72 g]

Cable

Cable Type	LMR-600
Impedance	50 Ohms
Inner Conductor Type	Solid
Inner Conductor Material and Plating	Copper Clad Aluminum
Dielectric Type	PE (F)
Number of Shields	2
Shield Layer 1	Aluminum Tape
Shield Layer 2	Tinned Copper Braid
Jacket Material	PE, Black
Jacket Diameter	0.59 in [14.99 mm]
One Time Minimum Bend Radius	1.5 in [38.1 mm]
Repeated Minimum Bend Radius	6 in [152.4 mm]
Bending Moment	2.75 lbs-ft [3.73 N-m]
Flat Plate Crush	60 lbs/in [1.07 Kg/mm]
Tensile Strength	350 lbs [158.76 Kg]

Low Loss N Male to RA N Male Cable LMR-600 Coax in 12 Inch with Times Microwave components



FMCA1070-12

Connectors

Description	Connector 1	Connector 2
Type	N Male	N Male Right Angle
Impedance	50 Ohms	50 Ohms
Configuration	Straight	Right Angle
Contact Material and Plating	Beryllium Copper, Gold	Beryllium Copper, Gold
Contact Plating Specification	1.27µm minimum	1.27µm minimum
Dielectric Type	PTFE	PTFE
Body Material and Plating	Brass, Tri-Metal	Brass, Tri-Metal
Body Plating Specification	2µm minimum	2µm minimum
Coupling Nut Material and Plating	Brass, Tri-Metal	Brass, Tri-Metal
Coupling Nut Plating Specification	2µm minimum	2µm minimum
Hex Size	20.57 mm	20.57 mm
Torque	44 in-lbs 4.97 Nm	44 in-lbs 4.97 Nm

Environmental Specifications

Operating Range Temperature	-40 to +85 deg C
Storage Range Temperature	-70 to +85 deg C

Compliance Certifications (see [product page](#) for current document)

Plotted and Other Data

Notes:

Low Loss N Male to RA N Male Cable LMR-600 Coax in 12 Inch with Times Microwave components

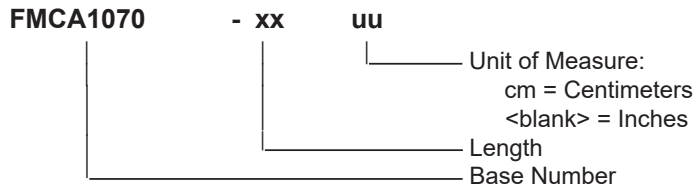


FMCA1070-12

Typical Performance Data

How to Order

Part Number Configuration:



Example: FMCA1070-12 = 12 inches long cable
FMCA1070-100cm = 100 cm long cable

Low Loss N Male to RA N Male Cable LMR-600 Coax in 12 Inch with Times Microwave components from Fairview Microwave is in-stock and available to ship same-day. All of our RF/microwave products are available off-the-shelf from our ISO 9001:2008 certified facilities in Lewisville, Texas. Fairview Microwave is RF on-demand.

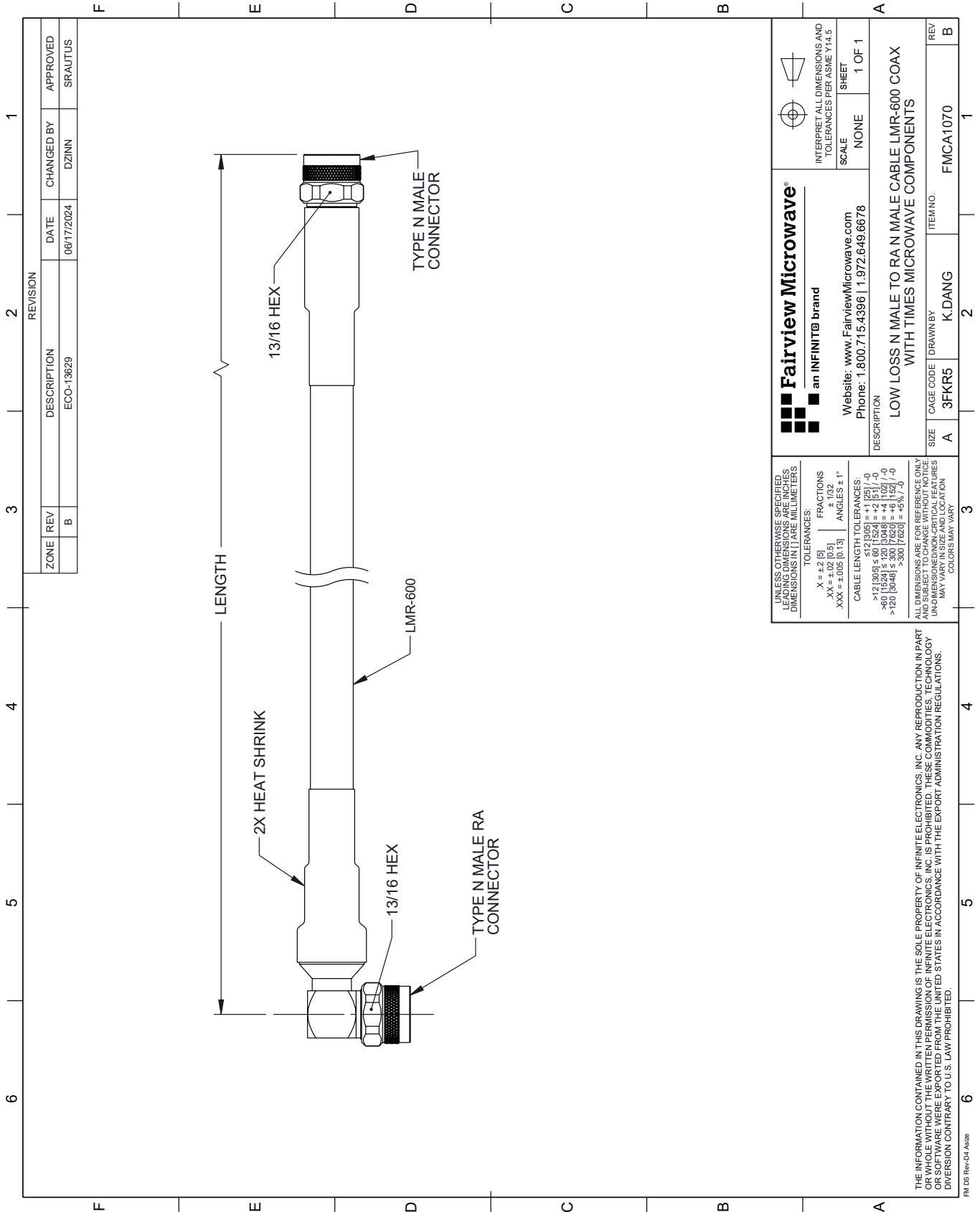
For additional information on this product, please click the following link: [Low Loss N Male to RA N Male Cable LMR-600 Coax in 12 Inch with Times Microwave components FMCA1070-12](https://www.fairviewmicrowave.com/low-loss-n-male-ra-n-male-cable-lmr600-coax-fmca1070-12-p.aspx)

URL: <https://www.fairviewmicrowave.com/low-loss-n-male-ra-n-male-cable-lmr600-coax-fmca1070-12-p.aspx>

The information contained within this document is accurate to the best of our knowledge and representative of the part described herein. It may be necessary to make modifications to the part and/or the documentation of the part in order to implement improvements. Fairview Microwave reserves the right to make such changes as required. Unless otherwise stated, all specifications are nominal. Fairview Microwave does not make any representation or warranty regarding the suitability of the part described herein for any particular purpose, and Fairview Microwave does not assume liability arising out of the use of any part or document.

FMCA1070-12 CAD Drawing

Low Loss N Male to RA N Male Cable LMR-600 Coax in 12 Inch with Times Microwave components



REVISION		DATE	CHANGED BY	APPROVED	
ZONE	REV	DESCRIPTION	ECO-13629	DZINN	SRAUTUS
	B				

 Fairview Microwave an INFINIT® brand Website: www.FairviewMicrowave.com Phone: 1.800.715.4396 1.972.649.6678		INTERPRET ALL DIMENSIONS AND TOLERANCES PER ASME Y14.5 SCALE: NONE SHEET: 1 OF 1
DESCRIPTION LOW LOSS N MALE TO RA N MALE CABLE LMR-600 COAX WITH TIMES MICROWAVE COMPONENTS		
SIZE	CAGE CODE	ITEM NO.
A	3FKR5	K.DANG
DRAWN BY		REV
K.DANG		B

UNLESS OTHERWISE SPECIFIED, LEADING DIMENSIONS ARE IN INCHES AND DIMENSIONS IN [] ARE MILLIMETERS

TOLERANCES:
 .X = ±.2 [5] FRACTIONS ± 1/32
 .XX = ±.02 [0.5] ANGLES ± 1°
 .XXX = ±.005 [0.13]

CABLE LENGTH TOLERANCES:
 <12 [305] ≤ 60 [1524] = ±.125 [-0
 >60 [1524] ≤ 120 [3048] = ±.102 [-0
 >120 [3048] ≤ 300 [7620] = ±.075 [-0
 >300 [7620] = ±.075 [-0

ALL DIMENSIONS ARE FOR REFERENCE ONLY UNLESS OTHERWISE SPECIFIED. DIMENSIONS IN UNITS OTHER THAN INCHES OR MILLIMETERS MAY VARY IN SIZE AND LOCATION. COLORS MAY VARY.

THE INFORMATION CONTAINED IN THIS DRAWING IS THE SOLE PROPERTY OF INFINITE ELECTRONICS, INC. ANY REPRODUCTION IN PART OR WHOLE WITHOUT THE WRITTEN PERMISSION OF INFINITE ELECTRONICS, INC. IS PROHIBITED. THESE COMMODITIES, TECHNOLOGY OR SOFTWARE WERE EXPORTED FROM THE UNITED STATES IN ACCORDANCE WITH THE EXPORT ADMINISTRATION REGULATIONS. DIVISION CONTRARY TO U.S. LAW PROHIBITED.

FM DS Rev-D4 Alt2b