

Non-Magnetic 2.92mm Male to 2.92mm Male Cable FM-SR047CU-NM Coax

FMCA100385



Configuration

- Connector 1: 2.92mm Male
- Connector 2: 2.92mm Male
- Cable Type: FM-SR047CU-NM
- Coax Flex Type: Semi-Rigid

Features

- Max Frequency 40 GHz
- Shielding Effectivity > 165 dB
- 69.5% Phase Velocity

Applications

- General Purpose
- Laboratory Use

Description

The 2.92mm male to 2.92mm male cable using FM-SR047CU-NM coax, part number FMCA100385, from Fairview Microwave is in-stock and ships same day. This Fairview 2.92mm to 2.92mm cable assembly has a male to male gender configuration with 50 ohm semi-rigid FM-SR047CU-NM coax. Fairview Microwave's semi-rigid RF cable assemblies are ideal for high performance applications and can be formed, using proper tooling, to the routing pattern required. The FMCA100385 2.92mm male to 2.92mm male cable assembly operates to 40 GHz.

Custom versions of most RF cable assemblies can be built and shipped same day. Custom cable assembly lengths can be obtained by specifying the desired length on the web site at time of order or by contacting a sales representative. Other RF cable assembly value added services including connector orientation or clocking, heat shrink booting and labeling are also available. RF testing can also be performed to document the electrical performance of your cable assembly.

Electrical Specifications

Description	Minimum	Typical	Maximum	Units
Frequency Range	DC		40	GHz
VSWR			1.4:1	
Velocity of Propagation		69.5		%
RF Shielding	165			dB

Specifications by Frequency

Non-Magnetic 2.92mm Male to 2.92mm Male Cable FM-SR047CU-NM Coax

FMCA100385



Part Number	Length	Description	F1	F2	F3	F4	F5	Units	Weight (lbs)
		Frequency	2500	5000	10000	20000	40000	MHz	
FMCA100385	Custom Lengths Available	Insertion Loss (Typ.)	0.508	0.79	1.14	1.65	2.45	dB/ft	
			1.67	2.6	3.75	5.42	8.04	dB/m	
FMCA100385-6	6 inch	Insertion Loss (Typ.)	0.35	0.53	0.76	1.1	1.61	dB	0.202
FMCA100385-9	9 inch	Insertion Loss (Typ.)	0.48	0.73	1.05	1.51	2.22	dB	0.203
FMCA100385-12	12 inch	Insertion Loss (Typ.)	0.61	0.93	1.33	1.92	2.83	dB	0.204
FMCA100385-18	18 inch	Insertion Loss (Typ.)	0.86	1.32	1.9	2.75	4.06	dB	0.207
FMCA100385-24	24 inch	Insertion Loss (Typ.)	1.12	1.72	2.47	3.57	5.28	dB	0.209

The insertion loss data for the base model does not include loss due to the connectors. Each length includes insertion loss due to the connectors.

Loss due to Connector 1: 0.03*SQRT(FGHz) dB
 Loss due to Connector 2: 0.03*SQRT(FGHz) dB
 Base Weight: 0.204 pounds
 Additional Weight per Inch: 0.00034 pounds

Mechanical Specifications

Cable Assembly

Width/Diameter 0.5 in [12.7 mm]
 Weight 0.204 lbs [92.53 g]

Cable

Cable Type FM-SR047CU-NM
 Impedance 50 Ohms
 Inner Conductor Material and Plating Copper, Silver
 Dielectric Type PTFE
 Outer Conductor 1 Material and Plating Copper
 One Time Minimum Bend Radius 0.05 in [1.27 mm]

Connectors

Description	Connector 1	Connector 2
Type	2.92mm Male	2.92mm Male
Impedance	50 Ohms	50 Ohms
Configuration	Straight	Straight
Contact Material and Plating	Beryllium Copper, Gold	Beryllium Copper, Gold
Dielectric Type	PEI	PEI
Body Material and Plating	Beryllium Copper, Gold	Beryllium Copper, Gold
Coupling Nut Material and Plating	Beryllium Copper, Gold	Beryllium Copper, Gold

Non-Magnetic 2.92mm Male to 2.92mm Male Cable FM-SR047CU-NM Coax



FMCA100385

Environmental Specifications

Compliance Certifications (see [product page](#) for current document)

Plotted and Other Data

Notes:

Typical Performance Data

How to Order

Part Number Configuration:

FMCA100385

- xx

uu

Unit of Measure:
cm = Centimeters
<blank> = Inches
Length
Base Number

Example: FMCA100385-12 = 12 inches long cable
FMCA100385-100cm = 100 cm long cable

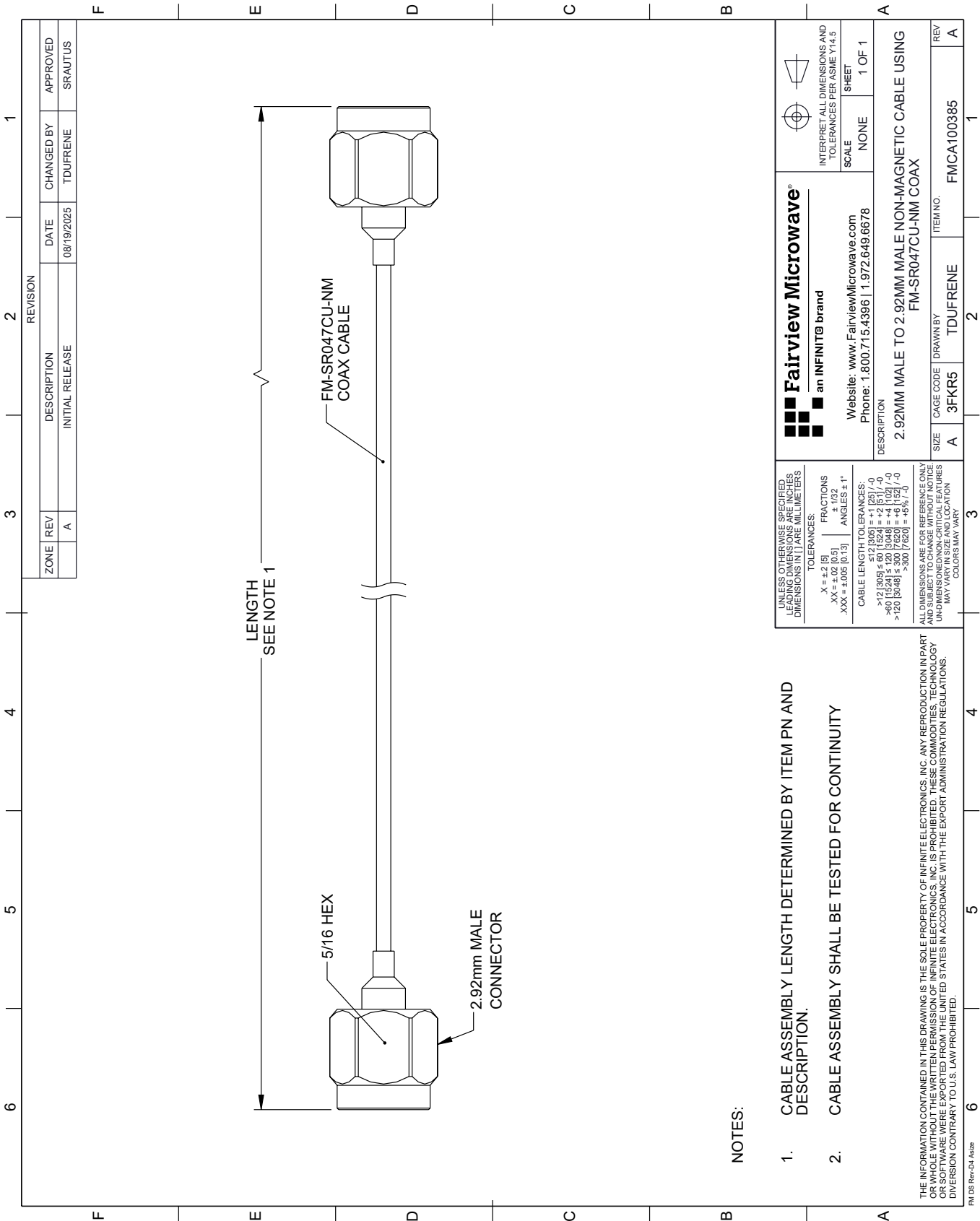
Non-Magnetic 2.92mm Male to 2.92mm Male Cable FM-SR047CU-NM Coax from Fairview Microwave is in-stock and available to ship same-day. All of our RF/microwave products are available off-the-shelf from our ISO 9001:2008 certified facilities in Lewisville, Texas. Fairview Microwave is RF on-demand.

For additional information on this product, please click the following link: [Non-Magnetic 2.92mm Male to 2.92mm Male Cable FM-SR047CU-NM Coax FMCA100385](#)

URL: <https://www.fairviewmicrowave.com/non-magnetic-2.92mm-male-to-2.92mm-male-cable-fm-sr047cu-nm-coax-fm-ca100385-p.aspx>

The information contained within this document is accurate to the best of our knowledge and representative of the part described herein. It may be necessary to make modifications to the part and/or the documentation of the part in order to implement improvements. Fairview Microwave reserves the right to make such changes as required. Unless otherwise stated, all specifications are nominal. Fairview Microwave does not make any representation or warranty regarding the suitability of the part described herein for any particular purpose, and Fairview Microwave does not assume liability arising out of the use of any part or document.



FMCA100385 CAD Drawing
Non-Magnetic 2.92mm Male to 2.92mm Male Cable FM-SR047CU-NM Coax



NOTES:

- 1. CABLE ASSEMBLY LENGTH DETERMINED BY ITEM PN AND DESCRIPTION.
- 2. CABLE ASSEMBLY SHALL BE TESTED FOR CONTINUITY

THE INFORMATION CONTAINED IN THIS DRAWING IS THE SOLE PROPERTY OF INFINITE ELECTRONICS, INC. ANY REPRODUCTION IN PART OR WHOLE WITHOUT THE WRITTEN PERMISSION OF INFINITE ELECTRONICS, INC. IS PROHIBITED. THESE COMMODITIES, TECHNOLOGY OR SOFTWARE WERE EXPORTED FROM THE UNITED STATES IN ACCORDANCE WITH THE EXPORT ADMINISTRATION REGULATIONS. DIVISION CONTRARY TO U.S. LAW PROHIBITED.

UNLESS OTHERWISE SPECIFIED, LEADING DIMENSIONS ARE IN INCHES. DIMENSIONS IN [] ARE MILLIMETERS.		<div><div><div>■</div><div>■</div><div>■</div><div>■</div><div>■</div><div>■</div></div><div>Fairview Microwave®</div><div>an INFINITI® brand</div></div>		INTERPRET ALL DIMENSIONS AND TOLERANCES PER ASME Y14.5		 
TOLERANCES: X = ±.2 [5] .XX = ±.02 [0.5] .XXX = ±.005 [0.13]		FRACTIONS ± 1/32 ANGLES ± 1°		SCALE NONE		SHEET 1 OF 1
CABLE LENGTH TOLERANCES: >12 [305] ≤ 60 [1524] = ±.125 [-0] >60 [1524] ≤ 120 [3048] = ±.125 [-0] >120 [3048] ≤ 300 [7620] = ±.125 [-0] >300 [7620] = ±.125 [-0]		DESCRIPTION 2.92MM MALE TO 2.92MM MALE NON-MAGNETIC CABLE USING FM-SR047CU-NM COAX				
ALL DIMENSIONS ARE FOR REFERENCE ONLY. UNDIMENSIONED NON-CRITICAL FEATURES MAY VARY IN SIZE AND LOCATION. COLORS MAY VARY.						
SIZE A	CAGE CODE 3FKR5	DRAWN BY TDUFRENE	ITEM NO. FMCA100385	REV A		