

7/16 DIN Male to 7/16 DIN Male Cable
LMR-600 Coax in 24 Inch

Electrical Specifications

Description	Min	Typ	Max	Units
Frequency Range	DC		6	GHz
VSWR			1.35:1	
Velocity of Propagation		87		%
RF Shielding	90			dB
Capacitance		23.4 [76.77]		pF/ft [pF/m]
Inductance		0.058 [0.19]		uH/ft [uH/m]
DC Resistance Inner Conductor		0.53 [1.74]		$\Omega/1000ft$ [Ω/Km]
DC Resistance Outer Conductor		1.2 [3.94]		$\Omega/1000ft$ [Ω/Km]

Mechanical Specifications

Cable Assembly

Length	24 in [609.6 mm]
Diameter	1.43 in [36.32 mm]
Cable Color	Black
Connection Type	In-Series

Cable

Cable Type	LMR-600
Impedance	50 Ohms
Inner Conductor Type	Solid
Inner Conductor Material and Plating	Copper Clad Aluminum
Dielectric Type	PE (F)
Number of Shields	1
Shield Layer 1	Tinned Copper
Shield Layer 2	Aluminum Tape
Jacket Material	PE
Jacket Diameter	0.59 in [14.99 mm]



Configuration:

- 7/16 DIN Male
- 7/16 DIN Male
- LMR-600

Fairview Microwave
 1130 Junction Dr. #100
 Allen, TX 75013
 Tel: 1-800-715-4396 / (972) 649-6678
 Fax: (972) 649-6689
www.fairviewmicrowave.com
sales@fairviewmicrowave.com

Connectors

Description	Connector 1	Connector 2
Type	7/16 DIN Male	7/16 DIN Male
Impedance	50 Ohms	50 Ohms
Connection Method	Standard	Standard
Contact Material and Plating	Brass, Silver	Brass, Silver
Dielectric Type	PTFE	PTFE
Coupling Nut Material and Plating	Brass, Tri-Metal	Brass, Tri-Metal
Body Material and Plating	Brass, Tri-Metal	Brass, Tri-Metal

Environmental Specifications

Temperature

Operating Range

-40 to +85 deg C

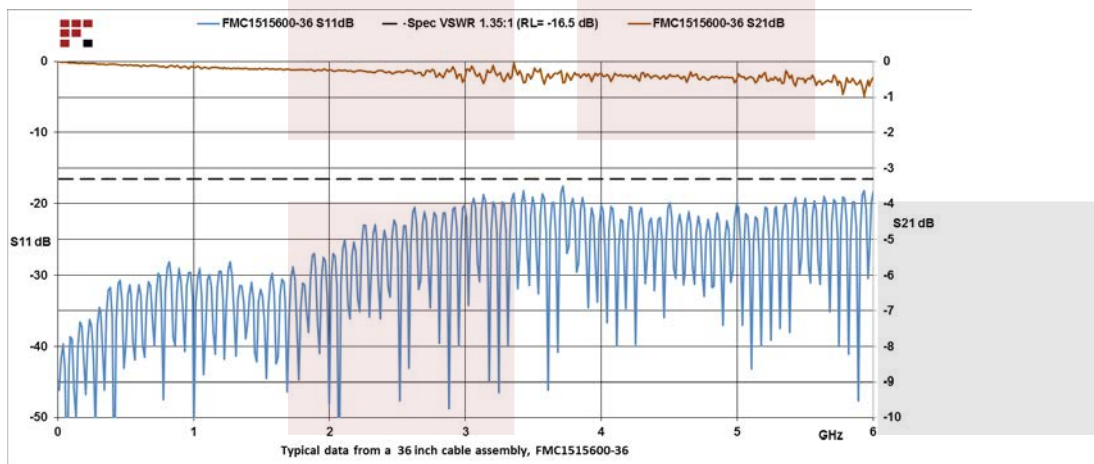
Compliance Certifications (visit www.FairviewMicrowave.com for current document)

Plotted and Other Data

Notes:

- Values at +25 °C, sea level

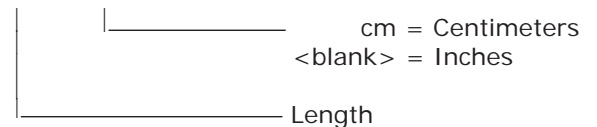
Typical Performance Data



How to Order

Part Number Configuration:

FMC1515600 - xx uu



Example: FMC1515600-12 = 12 inches long cable
 FMC1515600-100cm = 100 cm long cable

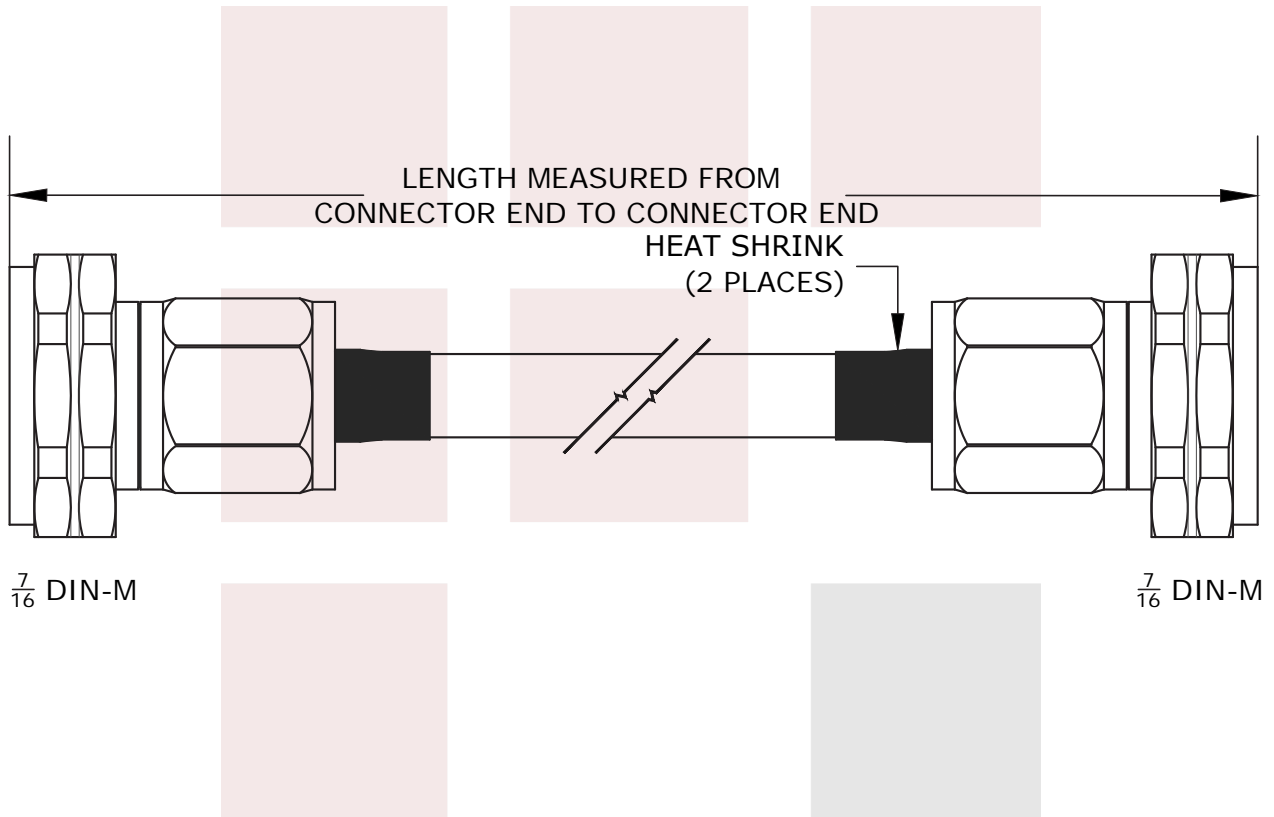
7/16 DIN Male to 7/16 DIN Male Cable LMR-600 Coax in 24 Inch from Fairview Microwave has same day shipment for domestic and International orders. Our RF, microwave and fiber optic products maintain a 99% availability and are part of the broadest selection in the industry.

Click the following link to obtain additional part information: [7/16 DIN Male to 7/16 DIN Male Cable LMR-600 Coax in 24 Inch FMC1515600-24](#)

URL: <http://www.fairviewmicrowave.com/7-16-male-7-16-male-cable-lmr-600-coax-fmc1515600-24-p.aspx>

The information contained in this document is accurate to the best of our knowledge and representative of the part described herein. It may be necessary to make modifications to the part and/or the documentation of the part, in order to implement improvements. Fairview Microwave reserves the right to make such changes as required. Unless otherwise stated, all specifications are nominal. Fairview Microwave does not make any representation or warranty regarding the suitability of the part described herein for any particular purpose, and Fairview Microwave does not assume any liability arising out of the use of any part or documentation.





FAIRVIEW MICROWAVE INC. ALLEN, TX 75013 WWW.FAIRVIEWMICROWAVE.COM		NOTES: 1. UNLESS OTHERWISE SPECIFIED ALL DIMENSIONS ARE NOMINAL. 2. ALL SPECIFICATIONS ARE SUBJECT TO CHANGE WITHOUT NOTICE AT ANY TIME. 3. DIMENSIONS ARE IN INCHES [mm].			
TITLE 7/16 DIN Male to 7/16 DIN Male Cable LMR-600 Coax in 24 Inch		DWG NO FMC1515600-XX		CAGE CODE 3FKR5	
CAD FILE	011415	SHEET	SCALE	N/A	SIZE A 5568