

RA SMA Male to RA SMA Male Cable FM-F086 Coax with LF Solder

The RA SMA male to RA SMA male cable using FM-F086 coax, part number FMC0404085LF, from Fairview Microwave is in-stock and ships same day. This Fairview SMA to SMA cable assembly has a male to male gender configuration with 50 ohm flexible FM-F086 coax. Fairview Microwave's flexible RF cable assemblies are ideal for applications where tight bends and continual flexure are required. The FMC0404085LF SMA male to SMA male cable assembly operates to 8 GHz. The right angle SMA interfaces on the FM-F086 cable allow for easier connections in tight spaces. The double shielding of this Fairview cable assembly provides excellent shielding effectiveness.

Custom versions of most RF cable assemblies can be built and shipped same day. Custom cable assembly lengths can be obtained by specifying the desired length on the web site at time of order or by contacting a sales representative. Other RF cable assembly value added services including connector orientation or clocking, heat shrink booting and labeling are also available. RF testing can also be performed to document the electrical performance of your cable assembly.

Electrical Specifications

Description	Min	Typ	Max	Units
Frequency Range	DC		8	GHz
VSWR			1.35:1	
Velocity of Propagation		70.6		%
Capacitance	28.95	[94.98]		pF/ft [pF/m]

Mechanical Specifications

Cable Assembly

Length*

0 in [0 mm]

Cable

Cable Type

FM-F086

Impedance

50 Ohms

Inner Conductor Type

Solid

Inner Conductor Material and Plating

Copper, Silver

Dielectric Type

PTFE

Number of Shields

2

Shield Layer 1

Silver Plated Copper Tape

Shield Layer 2


Silver Plated Copper Braid

Jacket Material

FEP, Blue

Jacket Diameter

0.104 in [2.64 mm]



Configuration:

- SMA Male Right Angle
- SMA Male Right Angle
- FM-F086

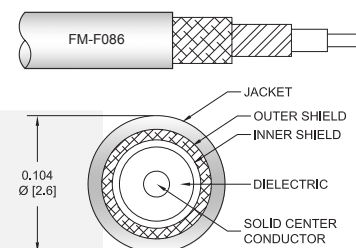
Features:

- Max Frequency 8 GHz
- 70.6% Phase Velocity
- Double Shielded
- FEP Jacket

Applications:

- General Purpose
- Laboratory Use

Cable Diagram:



Fairview Microwave
301 Leora Ln., Suite 100
Lewisville, TX 75056
Tel: 1-800-715-4396 / (972) 649-6678
Fax: (972) 649-6689
www.fairviewmicrowave.com
sales@fairviewmicrowave.com

Connectors

Description	Connector 1	Connector 2
Type	SMA Male	SMA Male
Configuration	Right Angle	Right Angle
Impedance	50 Ohms	50 Ohms
Contact Material & Plating	Brass, Gold	Brass, Gold
Contact Plating Spec.	50μ in. minimum	50μ in. minimum
Dielectric Type	PTFE	PTFE
Body Material & Plating	Stainless Steel, Gold	Stainless Steel, Gold
Body Plating Spec.	3μ in. minimum	3μ in. minimum
Hex Size	5/16 inch	5/16 inch
Torque	8.5 in-lbs 0.96 Nm	8.5 in-lbs 0.96 Nm

Environmental Specifications

Temperature

Operating Range -65 to +165 deg C

Compliance Certifications (see [product page](#) for current document)

Plotted and Other Data

Notes:

How to Order

Part Number Configuration: **FMC0404085LF - xx uu**

cm = Centimeters
 <blank> = Inches

Length

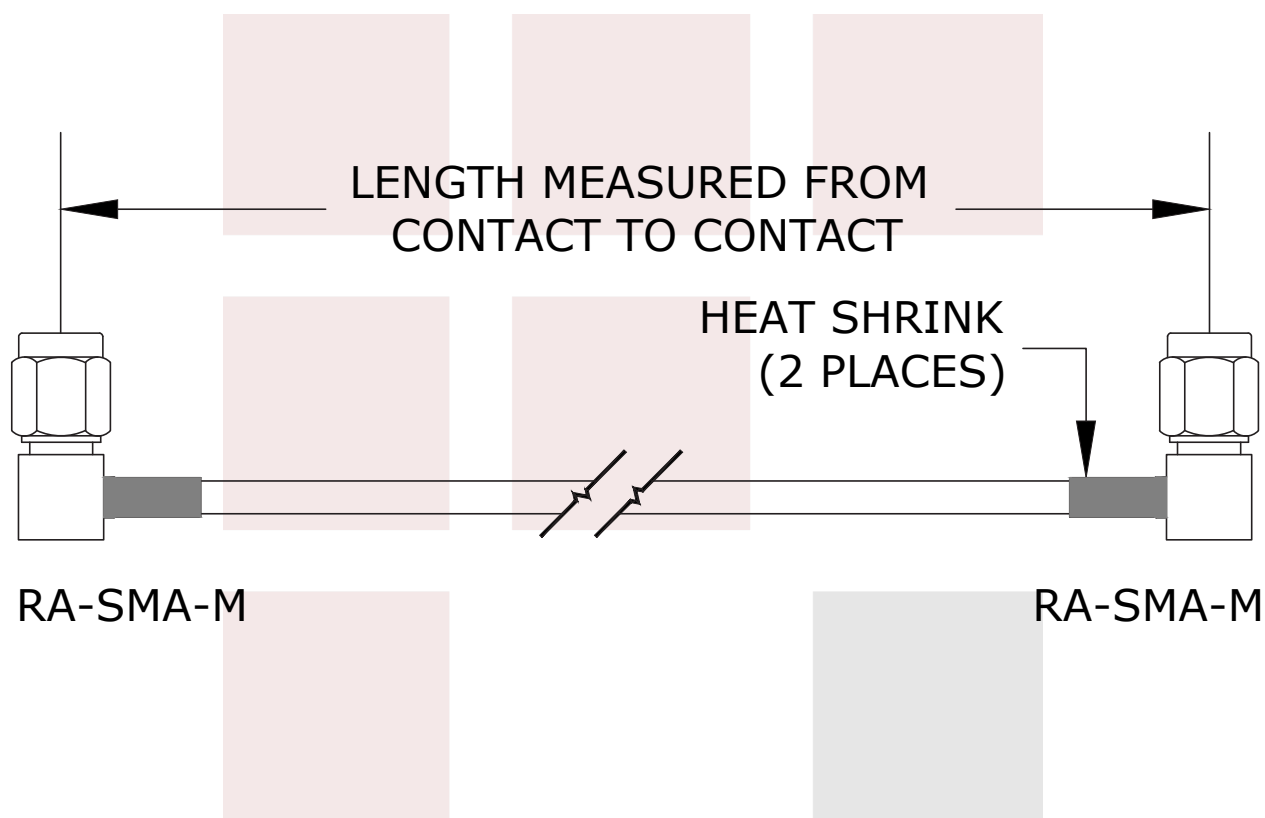
Example: FMC0404085LF-12 = 12 inches long cable
 FMC0404085LF-100cm = 100 cm long cable

RA SMA Male to RA SMA Male Cable FM-F086 Coax with LF Solder from Fairview Microwave has same day shipment for domestic and International orders. Our RF, microwave and millimeter wave products maintain a 99% availability and are part of the broadest selection in the industry.

Click the following link to obtain additional part information: [RA SMA Male to RA SMA Male Cable FM-F086 Coax with LF Solder FMC0404085LF](#)

URL: <https://www.fairviewmicrowave.com/standard-ra-sma-male-ra-sma-male-cable-fm086-coax-fmc0404085lf-p.aspx>

The information contained in this document is accurate to the best of our knowledge and representative of the part described herein. It may be necessary to make modifications to the part and/or the documentation of the part, in order to implement improvements. Fairview Microwave reserves the right to make such changes as required. Unless otherwise stated, all specifications are nominal. Fairview Microwave does not make any representation or warranty regarding the suitability of the part described herein for any particular purpose, and Fairview Microwave does not assume any liability arising out of the use of any part or documentation.



FAIRVIEW MICROWAVE INC. ALLEN, TX 75013 WWW.FAIRVIEWMICROWAVE.COM		NOTES: 1. UNLESS OTHERWISE SPECIFIED ALL DIMENSIONS ARE NOMINAL. 2. ALL SPECIFICATIONS ARE SUBJECT TO CHANGE WITHOUT NOTICE AT ANY TIME. 3. DIMENSIONS ARE IN INCHES [mm].			
TITLE RA SMA Male to RA SMA Male Cable FM-F086 Coax with LF Solder		DWG NO		CAGE CODE	
		FMC0404085LF		3FKR5	
CAD FILE		102114	SHEET	SCALE	N/A
				SIZE	A
					5568