

SMA Male (Plug) to N Female (Jack) Bulkhead Cable RG-316 Coax Up To 3 GHz, 1.35 VSWR in 60 Inch

The SMA male to type N female bulkhead 60 inch cable using RG-316 coax, part number FMC0211316-60, from Fairview Microwave is in-stock and ships same day. This Fairview SMA to type N cable assembly has a male to female gender configuration with 50 ohm flexible RG-316 coax. Fairview Microwave's flexible RF cable assemblies are ideal for applications where tight bends and continual flexure are required. The FMC0211316-60 SMA male to type N female cable assembly operates to 3 GHz. Our RF cable assembly with type N bulkhead interface allows designers to create external connections on their product enclosures, and can be used in a variety of other rack mount and panel mount applications.

Custom versions of most RF cable assemblies can be built and shipped same day. Custom cable assembly lengths can be obtained by specifying the desired length on the web site at time of order or by contacting a sales representative. Other RF cable assembly value added services including connector orientation or clocking, heat shrink booting and labeling are also available. RF testing can also be performed to document the electrical performance of your cable assembly.



Configuration:

- SMA Male
- N Female Bulkhead
- RG-316

Features:

- Max Frequency 3 GHz
- 70% Phase Velocity
- FEP Jacket

Applications:

- General Purpose
- Laboratory Use

Electrical Specifications

Description	Min	Typ	Max	Units
Frequency Range	DC		3	GHz
VSWR			1.35:1	
Velocity of Propagation		70		%
Capacitance		32 [104.99]		pF/ft [pF/m]

Mechanical Specifications

Cable Assembly

Length*	60 in [152.4 cm]
Diameter	0.807 in [20.5 mm]
Weight	0.14 lbs [63.5 g]

Cable

Cable Type	RG-316
Impedance	50 Ohms
Inner Conductor Type	Solid
Inner Conductor Material and Plating	Copper, Silver
Dielectric Type	PTFE
Number of Shields	1
Shield Layer 1	Silver Plated Copper Tape
Shield Layer 2	Silver Plated Copper Braid
Jacket Material	FEP, Black
Jacket Diameter	0.098 in [2.49 mm]

Fairview Microwave
 301 Leora Ln., Suite 100
 Lewisville, TX 75056
 Tel: 1-800-715-4396 / (972) 649-6678
 Fax: (972) 649-6689
www.fairviewmicrowave.com
sales@fairviewmicrowave.com

Connectors

Description	Connector 1	Connector 2
Type	SMA Male	N Female
Mount Method		Bulkhead
Impedance	50 Ohms	50 Ohms
Contact Material & Plating	Brass, Gold	Beryllium Copper, Gold
Contact Plating Spec.	50µ in. minimum	30µ in. minimum
Dielectric Type	PTFE	Teflon
Body Material & Plating	Brass, Nickel	Brass, Nickel
Body Plating Spec.	100µ in. minimum	100µ in. minimum
Hex Size	5/16 inch	3/4 inch
Torque	4 in-lbs 0.45 Nm	

Environmental Specifications
Temperature

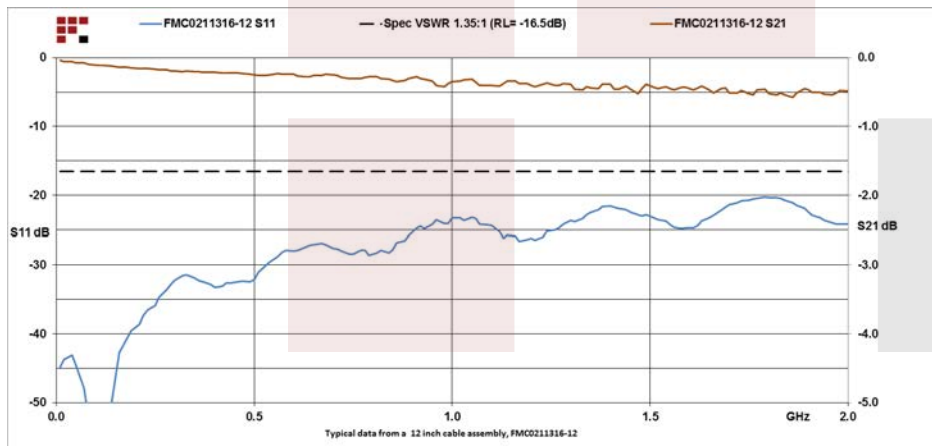
Operating Range -65 to +165 deg C

Compliance Certifications (see [product page](#) for current document)

Plotted and Other Data

Notes:

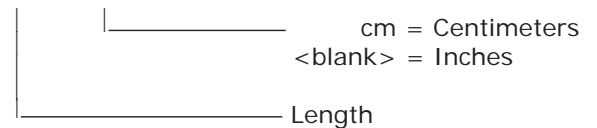
Typical Performance Data



How to Order

Part Number Configuration:

FMC0211316 - xx uu



Example: FMC0211316-12 = 12 inches long cable
FMC0211316-100cm = 100 cm long cable

SMA Male (Plug) to N Female (Jack) Bulkhead Cable RG-316 Coax Up To 3 GHz, 1.35 VSWR in 60 Inch from Fairview Microwave has same day shipment for domestic and International orders. Our RF, microwave and millimeter wave products maintain a 99% availability and are part of the broadest selection in the industry.

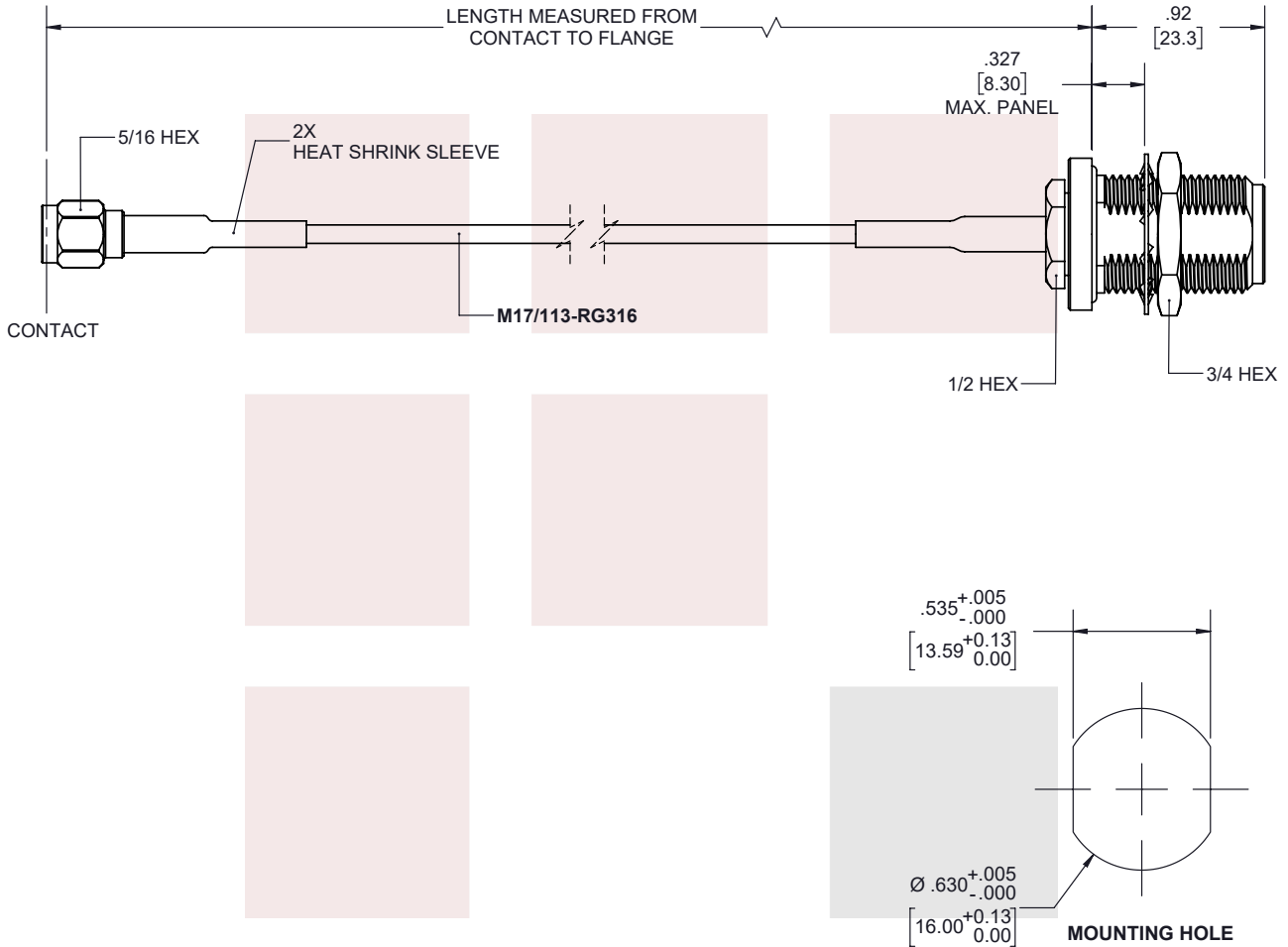
Click the following link to obtain additional part information: [SMA Male \(Plug\) to N Female \(Jack\) Bulkhead Cable RG-316 Coax Up To 3 GHz, 1.35 VSWR in 60 Inch FMC0211316-60](#)

URL: <https://www.fairviewmicrowave.com/sma-male-n-female-cable-m17-113-rg316-coax-fmc0211316-60-p.aspx>

The information contained in this document is accurate to the best of our knowledge and representative of the part described herein. It may be necessary to make modifications to the part and/or the documentation of the part, in order to implement improvements. Fairview Microwave reserves the right to make such changes as required. Unless otherwise stated, all specifications are nominal. Fairview Microwave does not make any representation or warranty regarding the suitability of the part described herein for any particular purpose, and Fairview Microwave does not assume any liability arising out of the use of any part or documentation.



REVISIONS			
REV.	DESCRIPTION	DATE	APPROVED
A	INITIAL RELEASE	11/12/2020	S.ELLIS



THESE COMMODITIES, TECHNOLOGY OR SOFTWARE WERE EXPORTED FROM THE UNITED STATES IN ACCORDANCE WITH THE EXPORT ADMINISTRATION REGULATIONS. DIVERSION CONTRARY TO U.S. LAW PROHIBITED.

TITLE
SMA Male (Plug) to N Female (Jack) Bulkhead Cable
RG-316 Coax Up To 3 GHz, 1.35 VSWR in 60 Inch

UNLESS OTHERWISE SPECIFIED LEADING DIMENSIONS ARE INCHES
DIMENSIONS IN [] ARE MILLIMETERS

TOLERANCES: CABLE LENGTH (L) TOLERANCES:

.X = ±.2 [5.08]	FRACTIONS	L ≤ 12 [305] = +1 [25] / -0
.XX = ±.02 [.51]	± 1/32	12 [305] < L ≤ 60 [1524] = +2 [51] / -0
.XXX = ±.005 [.13]	ANGLES ± 1°	60 [1524] < L ≤ 120 [3048] = +4 [102] / -0
		120 [3048] < L ≤ 300 [7620] = +6 [152] / -0
		300 [7620] < L = +5%L / -0

THIRD-ANGLE PROJECTION



THE INFORMATION AND DESIGN IN THIS DOCUMENT IS THE PROPERTY OF FAIRVIEW MICROWAVE CORPORATION. ALL RIGHTS RESERVED.

SHEET 1 OF 1

ALL DIMENSIONS SHOWN ARE FOR REFERENCE ONLY.

SCALE N/A

SIZE A	CAGE CODE 3FKR5	DRAWN BY K.DANG	ITEM NO. FMC0211316	REV A
-----------	--------------------	--------------------	------------------------	----------

T-Rev.D