

## SMA Male (Plug) to N Female (Jack) Bulkhead Cable RG-316 Coax Up To 3 GHz, 1.35 VSWR in 120 Inch

The SMA male to type N female bulkhead 120 inch cable using RG-316 coax, part number FMC0211316-120, from Fairview Microwave is in-stock and ships same day. This Fairview SMA to type N cable assembly has a male to female gender configuration with 50 ohm flexible RG-316 coax. Fairview Microwave's flexible RF cable assemblies are ideal for applications where tight bends and continual flexure are required. The FMC0211316-120 SMA male to type N female cable assembly operates to 3 GHz. Our RF cable assembly with type N bulkhead interface allows designers to create external connections on their product enclosures, and can be used in a variety of other rack mount and panel mount applications.

Custom versions of most RF cable assemblies can be built and shipped same day. Custom cable assembly lengths can be obtained by specifying the desired length on the web site at time of order or by contacting a sales representative. Other RF cable assembly value added services including connector orientation or clocking, heat shrink booting and labeling are also available. RF testing can also be performed to document the electrical performance of your cable assembly.



### Configuration:

- SMA Male
- N Female Bulkhead
- RG-316

### Features:

- Max Frequency 3 GHz
- 70% Phase Velocity
- FEP Jacket

### Applications:

- General Purpose
- Laboratory Use

### Electrical Specifications

| Description             | Min | Typ         | Max    | Units        |
|-------------------------|-----|-------------|--------|--------------|
| Frequency Range         | DC  |             | 3      | GHz          |
| VSWR                    |     |             | 1.35:1 |              |
| Velocity of Propagation |     | 70          |        | %            |
| Capacitance             |     | 32 [104.99] |        | pF/ft [pF/m] |

### Mechanical Specifications

#### Cable Assembly

|          |                    |
|----------|--------------------|
| Length*  | 120 in [304.8 cm]  |
| Diameter | 0.807 in [20.5 mm] |
| Weight   | 0.196 lbs [88.9 g] |

#### Cable

|                                      |                            |
|--------------------------------------|----------------------------|
| Cable Type                           | RG-316                     |
| Impedance                            | 50 Ohms                    |
| Inner Conductor Type                 | Solid                      |
| Inner Conductor Material and Plating | Copper, Silver             |
| Dielectric Type                      | PTFE                       |
| Number of Shields                    | 1                          |
| Shield Layer 1                       | Silver Plated Copper Tape  |
| Shield Layer 2                       | Silver Plated Copper Braid |
| Jacket Material                      | FEP, Black                 |
| Jacket Diameter                      | 0.098 in [2.49 mm]         |

Fairview Microwave  
 301 Leora Ln., Suite 100  
 Lewisville, TX 75056  
 Tel: 1-800-715-4396 / (972) 649-6678  
 Fax: (972) 649-6689  
[www.fairviewmicrowave.com](http://www.fairviewmicrowave.com)  
[sales@fairviewmicrowave.com](mailto:sales@fairviewmicrowave.com)

**Connectors**

| Description                | Connector 1      | Connector 2            |
|----------------------------|------------------|------------------------|
| Type                       | SMA Male         | N Female               |
| Mount Method               |                  | Bulkhead               |
| Impedance                  | 50 Ohms          | 50 Ohms                |
| Contact Material & Plating | Brass, Gold      | Beryllium Copper, Gold |
| Contact Plating Spec.      | 50µ in. minimum  | 30µ in. minimum        |
| Dielectric Type            | PTFE             | Teflon                 |
| Body Material & Plating    | Brass, Nickel    | Brass, Nickel          |
| Body Plating Spec.         | 100µ in. minimum | 100µ in. minimum       |
| Hex Size                   | 5/16 inch        | 3/4 inch               |
| Torque                     | 4 in-lbs 0.45 Nm |                        |

**Environmental Specifications**  
**Temperature**

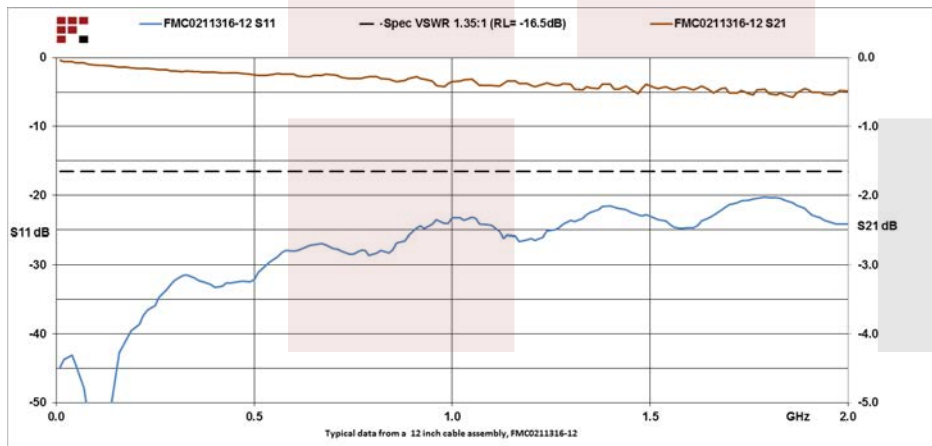
Operating Range -65 to +165 deg C

**Compliance Certifications** (see [product page](#) for current document)

**Plotted and Other Data**

Notes:

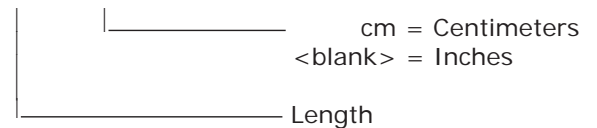
**Typical Performance Data**



**How to Order**

Part Number Configuration:

**FMC0211316 - xx uu**



Example: FMC0211316-12 = 12 inches long cable  
FMC0211316-100cm = 100 cm long cable

SMA Male (Plug) to N Female (Jack) Bulkhead Cable RG-316 Coax Up To 3 GHz, 1.35 VSWR in 120 Inch from Fairview Microwave has same day shipment for domestic and International orders. Our RF, microwave and millimeter wave products maintain a 99% availability and are part of the broadest selection in the industry.

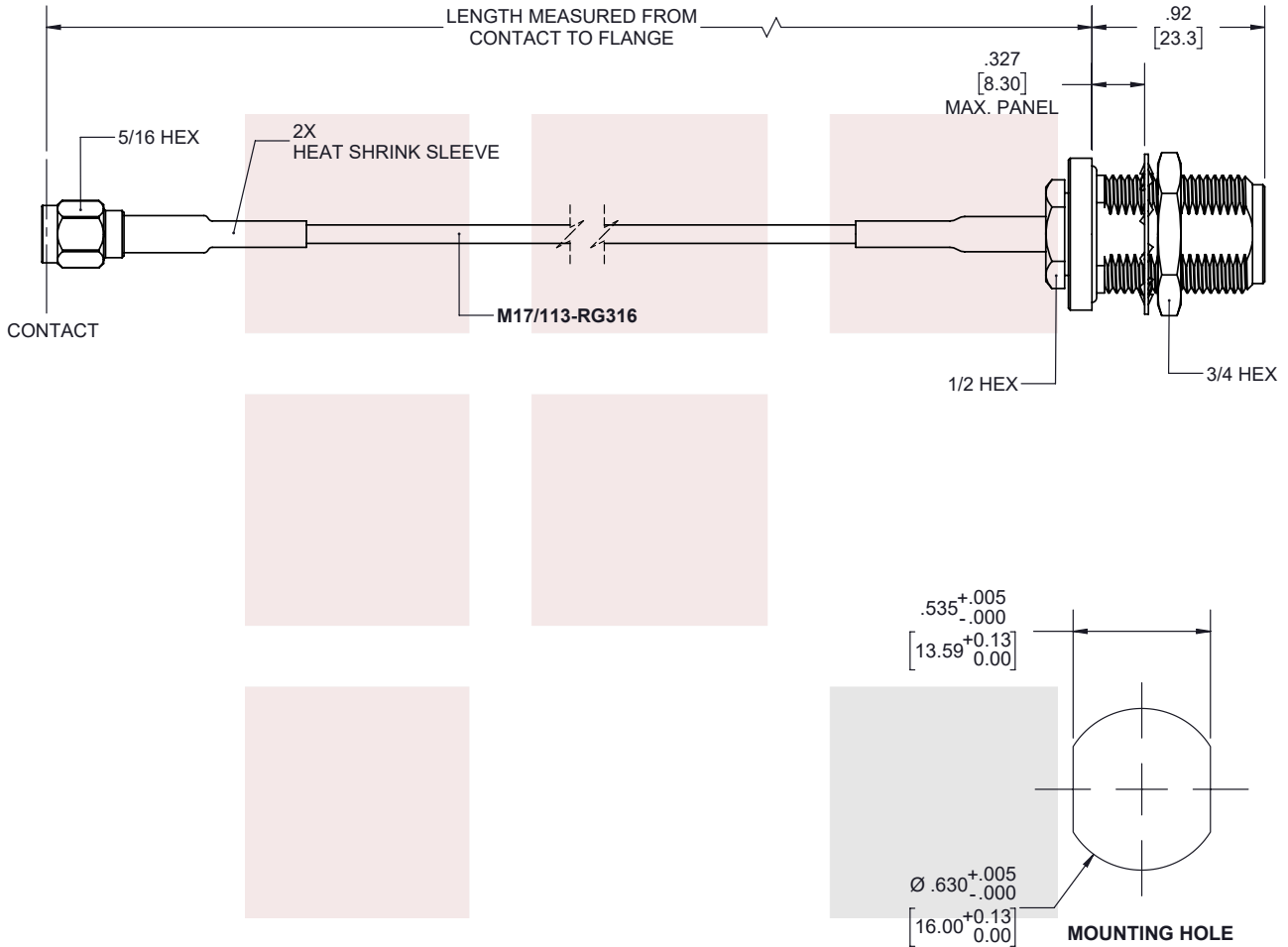
Click the following link to obtain additional part information: [SMA Male \(Plug\) to N Female \(Jack\) Bulkhead Cable RG-316 Coax Up To 3 GHz, 1.35 VSWR in 120 Inch FMC0211316-120](#)

URL: <https://www.fairviewmicrowave.com/sma-male-n-female-cable-m17-113-rg316-coax-fmc0211316-120-p.aspx>

The information contained in this document is accurate to the best of our knowledge and representative of the part described herein. It may be necessary to make modifications to the part and/or the documentation of the part, in order to implement improvements. Fairview Microwave reserves the right to make such changes as required. Unless otherwise stated, all specifications are nominal. Fairview Microwave does not make any representation or warranty regarding the suitability of the part described herein for any particular purpose, and Fairview Microwave does not assume any liability arising out of the use of any part or documentation.



| REVISIONS |                 |            |          |
|-----------|-----------------|------------|----------|
| REV.      | DESCRIPTION     | DATE       | APPROVED |
| A         | INITIAL RELEASE | 11/12/2020 | S.ELLIS  |



THESE COMMODITIES, TECHNOLOGY OR SOFTWARE WERE EXPORTED FROM THE UNITED STATES IN ACCORDANCE WITH THE EXPORT ADMINISTRATION REGULATIONS. DIVERSION CONTRARY TO U.S. LAW PROHIBITED.

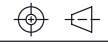
TITLE  
SMA Male (Plug) to N Female (Jack) Bulkhead Cable  
RG-316 Coax Up To 3 GHz, 1.35 VSWR in 120 Inch

UNLESS OTHERWISE SPECIFIED LEADING DIMENSIONS ARE INCHES  
DIMENSIONS IN [ ] ARE MILLIMETERS

TOLERANCES: CABLE LENGTH (L) TOLERANCES:

|                    |             |   |
|--------------------|-------------|---|
| .X = ±.2 [5.08]    | FRACTIONS   | L ≤ 12 [305] = +1 [25] / -0                 |
| .XX = ±.02 [.51]   | ± 1/32      | 12 [305] < L ≤ 60 [1524] = +2 [51] / -0     |
| .XXX = ±.005 [.13] | ANGLES ± 1° | 60 [1524] < L ≤ 120 [3048] = +4 [102] / -0  |
|                    |             | 120 [3048] < L ≤ 300 [7620] = +6 [152] / -0 |
|                    |             | 300 [7620] < L = +5%L / -0                  |

THIRD-ANGLE PROJECTION



THE INFORMATION AND DESIGN IN THIS DOCUMENT IS THE PROPERTY OF FAIRVIEW MICROWAVE CORPORATION. ALL RIGHTS RESERVED.

SHEET 1 OF 1

ALL DIMENSIONS SHOWN ARE FOR REFERENCE ONLY.

SCALE N/A

|           |                    |                    |                        |          |
|-----------|--------------------|--------------------|------------------------|----------|
| SIZE<br>A | CAGE CODE<br>3FKR5 | DRAWN BY<br>K.DANG | ITEM NO.<br>FMC0211316 | REV<br>A |
|-----------|--------------------|--------------------|------------------------|----------|

T-Rev.D