

SMA Male to TNC Male Cable LMR-400 Coax in 60 Inch with Times Microwave Connectors

The SMA male to TNC male 60 inch cable using LMR-400 coax, part number FMC0203400-60, from Fairview Microwave is in-stock and ships same day. This Fairview SMA to TNC cable assembly has a male to male gender configuration with 50 ohm flexible LMR-400 coax. Fairview Microwave's flexible RF cable assemblies are ideal for applications where tight bends and continual flexure are required. The FMC0203400-60 SMA male to TNC male cable assembly operates to 5 GHz. The double shielding of this Fairview cable assembly provides excellent shielding effectiveness of better than 90 dB.

Custom versions of most RF cable assemblies can be built and shipped same day. Custom cable assembly lengths can be obtained by specifying the desired length on the web site at time of order or by contacting a sales representative. Other RF cable assembly value added services including connector orientation or clocking, heat shrink booting and labeling are also available. RF testing can also be performed to document the electrical performance of your cable assembly.

Electrical Specifications

Description	Min	Typ	Max	Units
Frequency Range	DC		5	GHz
VSWR			1.35:1	
Velocity of Propagation		85		%
RF Shielding	90			dB
Capacitance		23.9 [78.41]		pF/ft [pF/m]
Inductance		0.06 [0.2]		uH/ft [uH/m]
DC Resistance Inner Conductor		1.39 [4.56]		Ω /1000ft [Ω /Km]
DC Resistance Outer Conductor		1.65 [5.41]		Ω /1000ft [Ω /Km]

Mechanical Specifications

Cable Assembly

Length*	60 in [152.4 cm]
Diameter	0.59 in [14.99 mm]
Weight	0.508 lbs [230.42 g]

Cable

Cable Type	LMR-400
Impedance	50 Ohms
Inner Conductor Type	Solid
Inner Conductor Material and Plating	Copper Clad Aluminum
Dielectric Type	PE (F)
Number of Shields	2
Shield Layer 1	Tinned Copper
Shield Layer 2	Aluminum Tape
Jacket Material	PE, Black
Jacket Diameter	0.405 in [10.29 mm]



Configuration:

- SMA Male
- TNC Male
- LMR-400

Features:

- Max Frequency 5 GHz
- Shielding Effectivity > 90 dB
- 85% Phase Velocity
- Double Shielded
- PE Jacket

Applications:

- General Purpose
- Laboratory Use

Fairview Microwave
301 Leora Ln., Suite 100
Lewisville, TX 75056
Tel: 1-800-715-4396 / (972) 649-6678
Fax: (972) 649-6689
www.fairviewmicrowave.com
sales@fairviewmicrowave.com

Connectors

Description	Connector 1	Connector 2
Type	SMA Male	TNC Male
Impedance	50 Ohms	50 Ohms
Contact Material & Plating	Brass, Gold	Beryllium Copper, Silver
Contact Plating Spec.	50µ" Min	
Dielectric Type	Teflon	PTFE
Body Material & Plating	Brass, Nickel	Brass, Nickel
Coupling Nut Material & Plating		Brass, Nickel

Environmental Specifications

Temperature

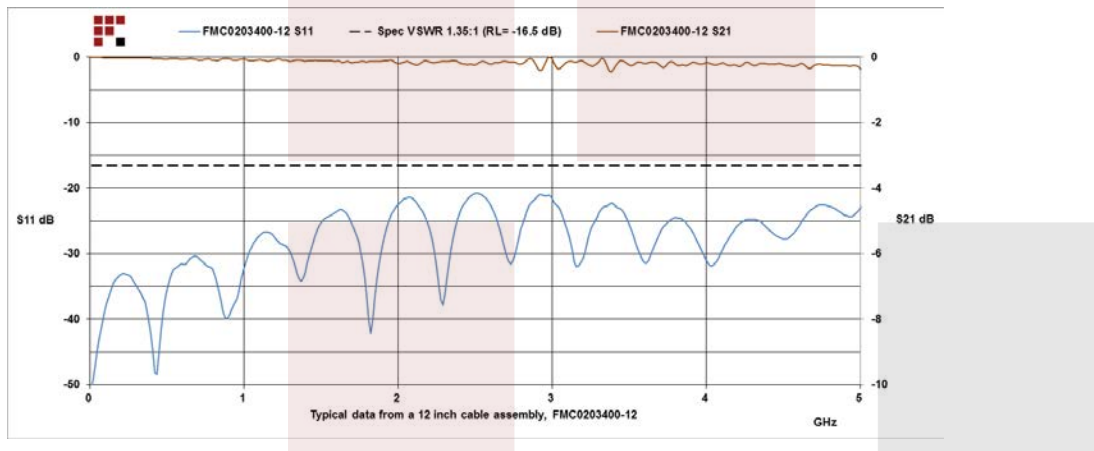
Operating Range -40 to +85 deg C

Compliance Certifications (see [product page](#) for current document)

Plotted and Other Data

Notes:

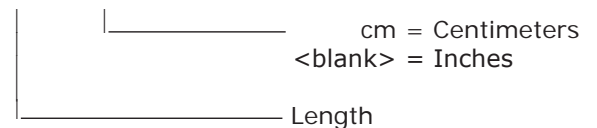
Typical Performance Data



How to Order

Part Number Configuration:

FMC0203400 - xx uu



Example: FMC0203400-12 = 12 inches long cable
FMC0203400-100cm = 100 cm long cable

SMA Male to TNC Male Cable LMR-400 Coax in 60 Inch with Times Microwave Connectors from Fairview Microwave has same day shipment for domestic and International orders. Our RF, microwave and millimeter wave products maintain a 99% availability and are part of the broadest selection in the industry.

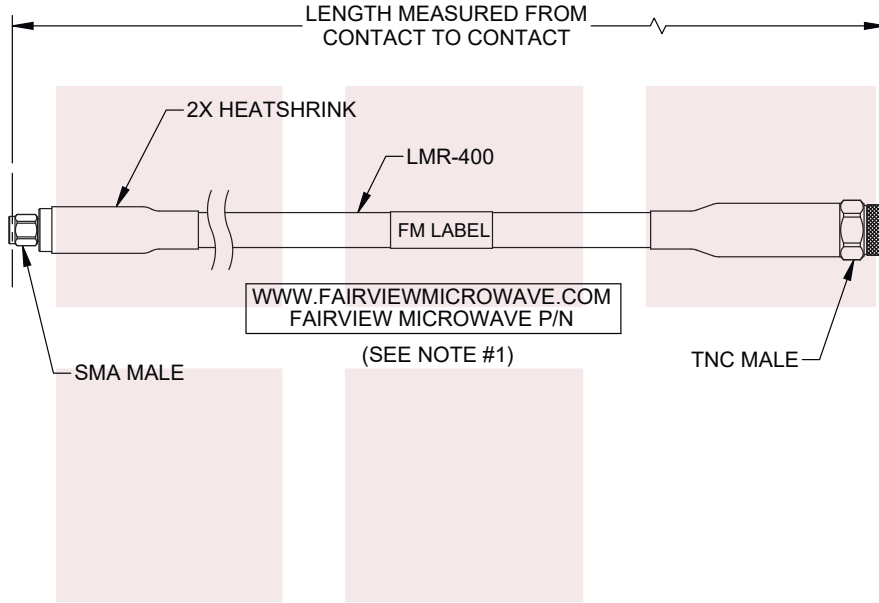
Click the following link to obtain additional part information: [SMA Male to TNC Male Cable LMR-400 Coax in 60 Inch with Times Microwave Connectors FMC0203400-60](#)

URL: <https://www.fairviewmicrowave.com/sma-male-tnc-male-cable-times-lmr-400-coax-fmc0203400-60-p.aspx>

The information contained in this document is accurate to the best of our knowledge and representative of the part described herein. It may be necessary to make modifications to the part and/or the documentation of the part, in order to implement improvements. Fairview Microwave reserves the right to make such changes as required. Unless otherwise stated, all specifications are nominal. Fairview Microwave does not make any representation or warranty regarding the suitability of the part described herein for any particular purpose, and Fairview Microwave does not assume any liability arising out of the use of any part or documentation.





REVISIONS			
REV.	DESCRIPTION	DATE	APPROVED
B	UPDATE COMPONENT VIEW	11/18/2021	SRAUTS



- NOTES:
1. CABLES 36" AND UNDER HAVE 1 LABEL CENTERED.
CABLES OVER 36" HAVE 2 LABELS, ONE AT EACH END 6.0" FROM THE END OF THE CONNECTOR.

THESE COMMODITIES, TECHNOLOGY OR SOFTWARE WERE EXPORTED FROM THE UNITED STATES IN ACCORDANCE WITH THE EXPORT ADMINISTRATION REGULATIONS. DIVERSION CONTRARY TO U.S. LAW PROHIBITED.

 Fairview Microwave an INFINIT [®] brand	UNLESS OTHERWISE SPECIFIED LEADING DIMENSIONS ARE INCHES DIMENSIONS IN [] ARE MILLIMETERS TOLERANCES:	THIRD-ANGLE PROJECTION  THE INFORMATION AND DESIGN IN THIS DOCUMENT IS THE PROPERTY OF FAIRVIEW MICROWAVE CORPORATION. ALL RIGHTS RESERVED.
	TITLE SMA Male to TNC Male Cable LMR-400 Coax in 60 Inch with Times Microwave Connectors	CABLE LENGTH (L) TOLERANCES: $L \leq 12 [305] = +1 [25] / -0$ $12 [305] < L \leq 60 [1524] = +2 [51] / -0$ $60 [1524] < L \leq 120 [3048] = +4 [102] / -0$ $120 [3048] < L \leq 300 [7620] = +6 [152] / -0$ $300 [7620] < L = +5\%L / -0$
ALL DIMENSIONS SHOWN ARE FOR REFERENCE ONLY.		SCALE N/A
SIZE A	CAGE CODE 3FKR5	DRAWN BY DMAY
ITEM NO. FMC0203400		REV B

T-Rev.D