

Low Loss N Male to RA QMA Male Cable LMR-240 Coax in 48 Inch with Times Microwave Connectors with LF Solder

The type N male to RA QMA male 48 inch cable using LMR-240 coax, part number FMC0123240LF-48, from Fairview Microwave is in-stock and ships same day. This Fairview type N to QMA cable assembly has a male to male gender configuration with 50 ohm flexible LMR-240 coax. Fairview Microwave's flexible RF cable assemblies are ideal for applications where tight bends and continual flexure are required. The FMC0123240LF-48 type N male to QMA male cable assembly operates to 2.5 GHz. The right angle QMA interface on the LMR-240 cable allows for easier connections in tight spaces. The double shielding of this Fairview cable assembly provides excellent shielding effectiveness of better than 90 dB.

Custom versions of most RF cable assemblies can be built and shipped same day. Custom cable assembly lengths can be obtained by specifying the desired length on the web site at time of order or by contacting a sales representative. Other RF cable assembly value added services including connector orientation or clocking, heat shrink booting and labeling are also available. RF testing can also be performed to document the electrical performance of your cable assembly.

Electrical Specifications

Description	Min	Typ	Max	Units
Frequency Range	DC		2.5	GHz
VSWR			1.35:1	
Velocity of Propagation		84		%
RF Shielding	90			dB
Capacitance		24.2 [79.4]		pF/ft [pF/m]
Inductance		0.06 [0.2]		uH/ft [uH/m]
DC Resistance Inner Conductor		3.2 [10.5]		Ω /1000ft [Ω /Km]
DC Resistance Outer Conductor		3.89 [12.76]		Ω /1000ft [Ω /Km]


Mechanical Specifications

Cable Assembly

Length* 48 in [121.92 cm]

Cable

Cable Type	LMR-240
Impedance	50 Ohms
Inner Conductor Type	Solid
Inner Conductor Material and Plating	Copper
Dielectric Type	PE (F)
Number of Shields	2
Shield Layer 1	Tinned Copper
Shield Layer 2	Aluminum Tape
Jacket Material	PE, Black
Jacket Diameter	0.24 in [6.1 mm]



Configuration:

- N Male
- QMA Male Right Angle
- LMR-240

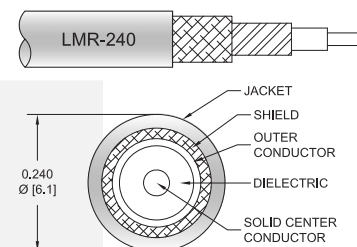
Features:

- Max Frequency 2.5 GHz
- Shielding Effectivity > 90 dB
- 84% Phase Velocity
- Double Shielded
- PE Jacket

Applications:

- General Purpose
- Laboratory Use

Cable Diagram:



Fairview Microwave
 301 Leora Ln., Suite 100
 Lewisville, TX 75056
 Tel: 1-800-715-4396 / (972) 649-6678
 Fax: (972) 649-6689
www.fairviewmicrowave.com
sales@fairviewmicrowave.com

Connectors

Description	Connector 1	Connector 2
Type	N Male	QMA Male
Impedance	50 Ohms	50 Ohms
Contact Material & Plating	Beryllium Copper, Gold	Phosphor Bronze, Gold
Contact Plating Spec.	ASTM-B488	
Dielectric Type	PTFE	PTFE
Outer Cond Material & Plating		Brass, Nickel
Body Material & Plating	Brass, Tri-Metal	Brass, Nickel
Body Plating Spec.	QQ-N-290	
Coupling Nut Material & Plating	Brass, Tri-Metal	
Coupling Nut Plating Spec.	QQ-N-290	
Hex Size	13/16 inch	

Environmental Specifications

Temperature

Operating Range -40 to +85 deg C

Compliance Certifications (see [product page](#) for current document)

Plotted and Other Data

Notes:

How to Order

Part Number Configuration: **FMC0123240LF - xx uu**

cm = Centimeters
 <blank> = Inches
 Length

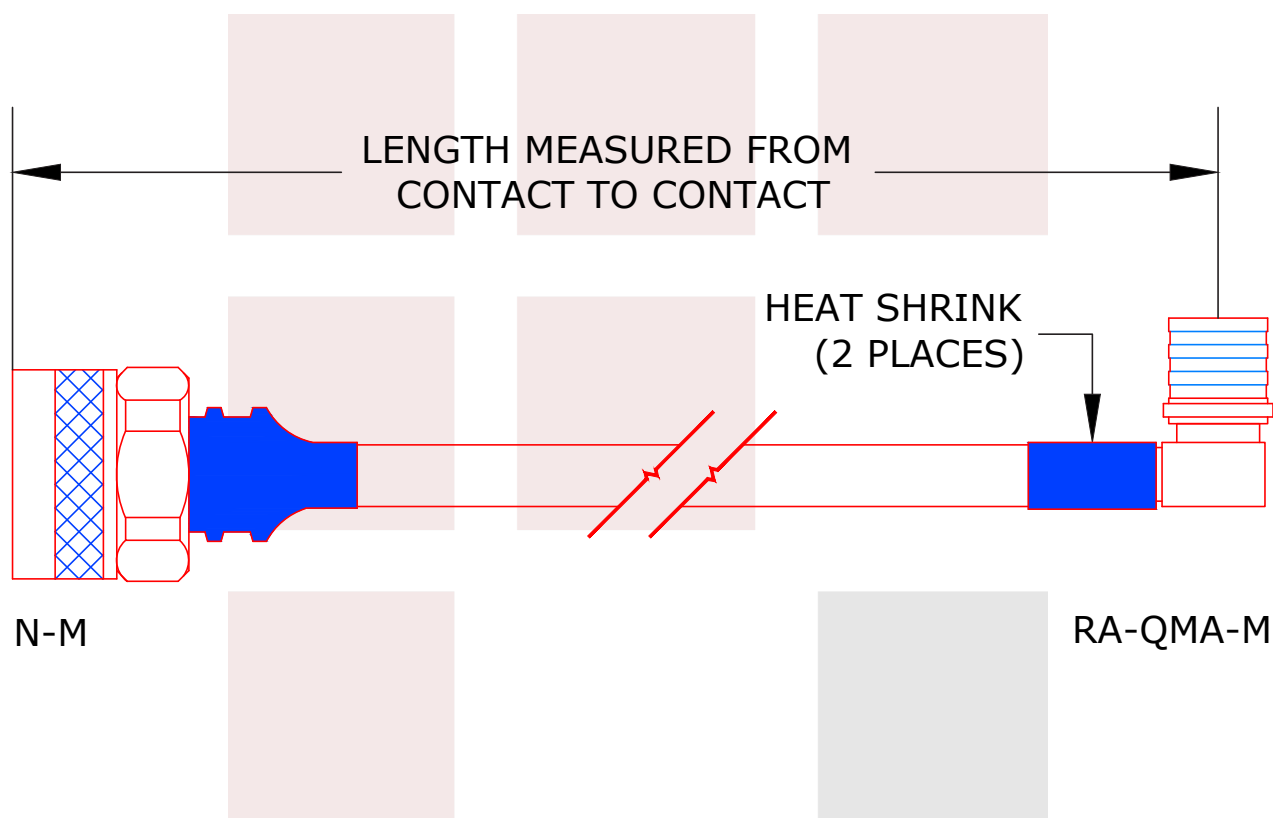
Example: FMC0123240LF-12 = 12 inches long cable
 FMC0123240LF-100cm = 100 cm long cable

Low Loss N Male to RA QMA Male Cable LMR-240 Coax in 48 Inch with Times Microwave Connectors with LF Solder from Fairview Microwave has same day shipment for domestic and International orders. Our RF, microwave and millimeter wave products maintain a 99% availability and are part of the broadest selection in the industry.

Click the following link to obtain additional part information: [Low Loss N Male to RA QMA Male Cable LMR-240 Coax in 48 Inch with Times Microwave Connectors with LF Solder FMC0123240LF-48](#)

URL: <https://www.fairviewmicrowave.com/standard-n-male-ra-qma-male-cable-lmr240-coax-fmc0123240lf-48-p.aspx>

The information contained in this document is accurate to the best of our knowledge and representative of the part described herein. It may be necessary to make modifications to the part and/or the documentation of the part, in order to implement improvements. Fairview Microwave reserves the right to make such changes as required. Unless otherwise stated, all specifications are nominal. Fairview Microwave does not make any representation or warranty regarding the suitability of the part described herein for any particular purpose, and Fairview Microwave does not assume any liability arising out of the use of any part or documentation.



FAIRVIEW MICROWAVE INC. ALLEN, TX 75013 WWW.FAIRVIEWMICROWAVE.COM		NOTES: 1. UNLESS OTHERWISE SPECIFIED ALL DIMENSIONS ARE NOMINAL. 2. ALL SPECIFICATIONS ARE SUBJECT TO CHANGE WITHOUT NOTICE AT ANY TIME. 3. DIMENSIONS ARE IN INCHES [mm].			
TITLE Low Loss N Male to RA QMA Male Cable LMR-240 Coax in 48 Inch with Times Microwave Connectors with LF Solder	DWG NO FMC0123240LF		CAGE CODE 3FKR5		
	CAD FILE 101614	SHEET	SCALE N/A	SIZE A	5568