

N Male to N Male Cable LMR-400 Coax in 24 Inch with Times Microwave Connectors

The type N male to type N male 24 inch cable using LMR-400 coax, part number FMC0101400LF-24, from Fairview Microwave is in-stock and ships same day. This Fairview type N to type N cable assembly has a male to male gender configuration with 50 ohm flexible LMR-400 coax. Fairview Microwave's flexible RF cable assemblies are ideal for applications where tight bends and continual flexure are required. The FMC0101400LF-24 type N male to type N male cable assembly operates to 6 GHz. The double shielding of this Fairview cable assembly provides excellent shielding effectiveness of better than 90 dB.

Custom versions of most RF cable assemblies can be built and shipped same day. Custom cable assembly lengths can be obtained by specifying the desired length on the web site at time of order or by contacting a sales representative. Other RF cable assembly value added services including connector orientation or clocking, heat shrink booting and labeling are also available. RF testing can also be performed to document the electrical performance of your cable assembly.

Electrical Specifications

Description	Min	Typ	Max	Units
Frequency Range	DC		6	GHz
VSWR			1.2:1	
Velocity of Propagation		85		%
RF Shielding	90			dB
Capacitance		23.9 [78.41]		pF/ft [pF/m]
Inductance		0.06 [0.2]		uH/ft [uH/m]
DC Resistance Inner Conductor		1.39 [4.56]		Ω /1000ft [Ω /Km]
DC Resistance Outer Conductor		1.65 [5.41]		Ω /1000ft [Ω /Km]

Mechanical Specifications

Cable Assembly

Length*	24 in [609.6 mm]
Weight	0.343 lbs [155.58 g]

Cable

Cable Type	LMR-400
Impedance	50 Ohms
Inner Conductor Type	Solid
Inner Conductor Material and Plating	Copper Clad Aluminum
Dielectric Type	PE (F)
Number of Shields	2
Shield Layer 1	Tinned Copper
Shield Layer 2	Aluminum Tape
Jacket Material	PE, Black
Jacket Diameter	0.405 in [10.29 mm]



Configuration:

- N Male
- N Male
- LMR-400

Features:

- Max Frequency 6 GHz
- Shielding Effectivity > 90 dB
- 85% Phase Velocity
- Double Shielded
- PE Jacket

Applications:

- General Purpose
- Laboratory Use

Fairview Microwave
 301 Leora Ln., Suite 100
 Lewisville, TX 75056
 Tel: 1-800-715-4396 / (972) 649-6678
 Fax: (972) 649-6689
www.fairviewmicrowave.com
sales@fairviewmicrowave.com

Connectors

Description	Connector 1	Connector 2
Type	N Male	N Male
Configuration	Straight	Straight
Impedance	50 Ohms	50 Ohms
Contact Material & Plating	Brass, Gold	Brass, Gold
Contact Plating Spec.	50µ" Min	50µ" Minimum
Dielectric Type	PTFE	PTFE
Outer Cond Material & Plating	Brass, Tri-Metal	Brass, Tri-Metal
Coupling Nut Material & Plating	Brass, Tri-Metal	Brass, Tri-Metal

Environmental Specifications

Temperature

Operating Range -55 to +85 deg C

Compliance Certifications (see [product page](#) for current document)

Plotted and Other Data

Notes:

How to Order

Part Number Configuration: **FMC0101400LF - xx uu**

cm = Centimeters
<blank> = Inches

Length

Example: FMC0101400LF-12 = 12 inches long cable
FMC0101400LF-100cm = 100 cm long cable

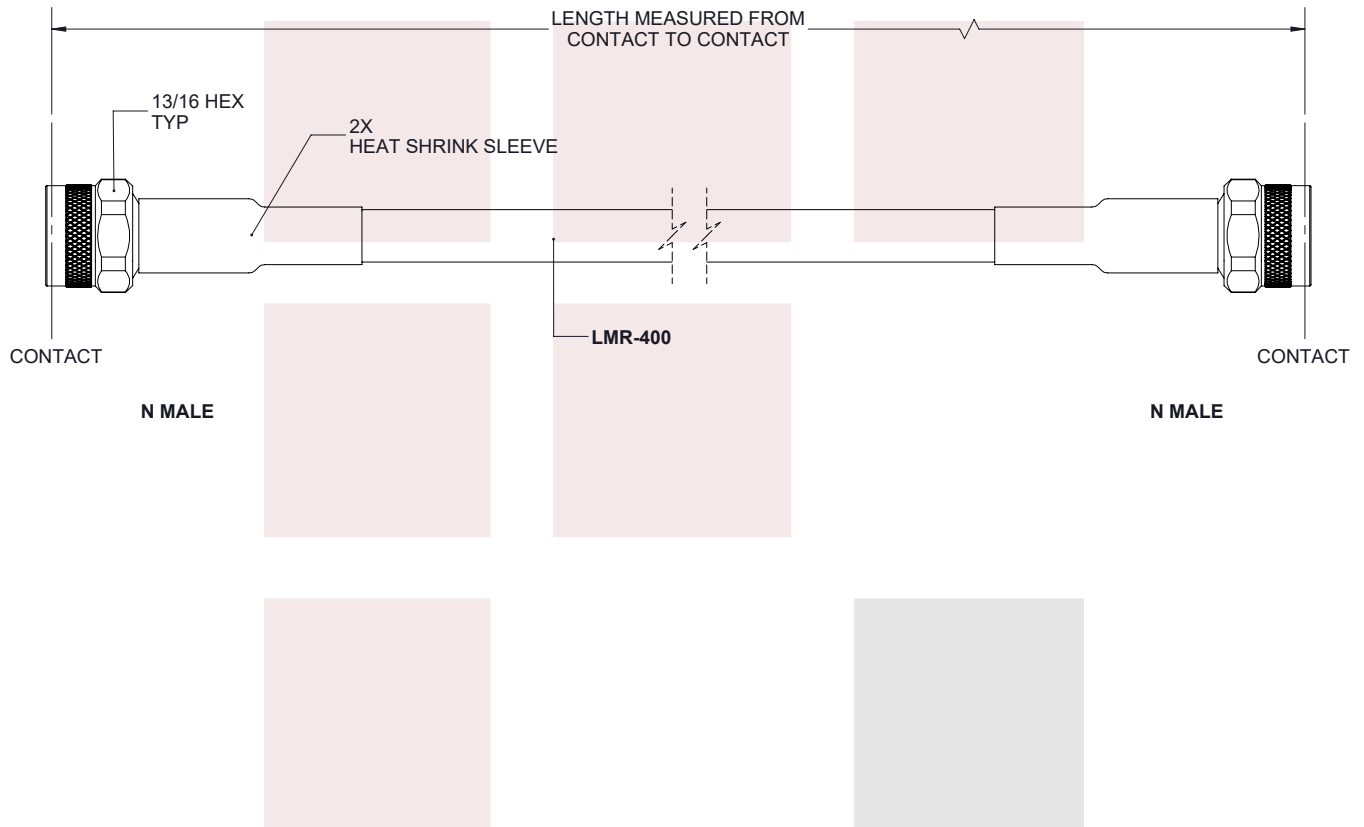
N Male to N Male Cable LMR-400 Coax in 24 Inch with Times Microwave Connectors from Fairview Microwave has same day shipment for domestic and International orders. Our RF, microwave and millimeter wave products maintain a 99% availability and are part of the broadest selection in the industry.

Click the following link to obtain additional part information: [N Male to N Male Cable LMR-400 Coax in 24 Inch with Times Microwave Connectors FMC0101400LF-24](#)



URL: <https://www.fairviewmicrowave.com/standard-n-male-n-male-cable-lmr400-coax-fmc0101400lf-24-p.aspx>

The information contained in this document is accurate to the best of our knowledge and representative of the part described herein. It may be necessary to make modifications to the part and/or the documentation of the part, in order to implement improvements. Fairview Microwave reserves the right to make such changes as required. Unless otherwise stated, all specifications are nominal. Fairview Microwave does not make any representation or warranty regarding the suitability of the part described herein for any particular purpose, and Fairview Microwave does not assume any liability arising out of the use of any part or documentation.

REVISIONS			
REV.	DESCRIPTION	DATE	APPROVED
A	PCR FMC0101400	1/29/2020	S.ELLIS



THESE COMMODITIES, TECHNOLOGY OR SOFTWARE WERE EXPORTED FROM THE UNITED STATES IN ACCORDANCE WITH THE EXPORT ADMINISTRATION REGULATIONS. DIVERSION CONTRARY TO U.S. LAW PROHIBITED.

 Fairview Microwave™ an INFINIT [®] brand	UNLESS OTHERWISE SPECIFIED LEADING DIMENSIONS ARE INCHES DIMENSIONS IN [] ARE MILLIMETERS		THIRD-ANGLE PROJECTION 	
	TOLERANCES:		CABLE LENGTH (L) TOLERANCES:	
TITLE	.X = ±.2 [.51]	FRACTIONS ± 1/32	L ≤ 12 [305] = +1 [25] / -0	THE INFORMATION AND DESIGN IN THIS DOCUMENT IS THE PROPERTY OF FAIRVIEW MICROWAVE CORPORATION. ALL RIGHTS RESERVED. SHEET 1 OF 1
N Male to N Male Cable LMR-400 Coax in 24 Inch with Times Microwave Connectors	.XX = ±.02 [.51]	ANGLES ± 1°	12 [305] < L ≤ 60 [1524] = +2 [51] / -0	
	.XXX = ±.005 [.13]		60 [1524] < L ≤ 120 [3048] = +4 [102] / -0	SCALE N/A
			120 [3048] < L ≤ 300 [7620] = +6 [152] / -0	
			300 [7620] < L = +5%L / -0	
	ALL DIMENSIONS SHOWN ARE FOR REFERENCE ONLY.			
SIZE A	CAGE CODE 3FKR5	DRAWN BY K.DANG	ITEM NO. FMC0101400LF	REV A

T-Rev.D