

N Male to N Male Cable FM-F141 Coax in 6 Inch with LF Solder

The type N male to type N male 6 inch cable using FM-F141 coax, part number FMC0101141LF-06, from Fairview Microwave is in-stock and ships same day. This Fairview type N to type N cable assembly has a male to male gender configuration with 50 ohm flexible FM-F141 coax. Fairview Microwave's flexible RF cable assemblies are ideal for applications where tight bends and continual flexure are required. The FMC0101141LF-06 type N male to type N male cable assembly operates to 10 GHz. The double shielding of this Fairview cable assembly provides excellent shielding effectiveness of better than -110 dB.

Custom versions of most RF cable assemblies can be built and shipped same day. Custom cable assembly lengths can be obtained by specifying the desired length on the web site at time of order or by contacting a sales representative. Other RF cable assembly value added services including connector orientation or clocking, heat shrink booting and labeling are also available. RF testing can also be performed to document the electrical performance of your cable assembly.

Electrical Specifications

Description	Min	Typ	Max	Units
Frequency Range	DC		10	GHz
VSWR			1.35:1	
Velocity of Propagation		69.4		%
RF Shielding	-110			dB
Capacitance		29.4 [96.46]		pF/ft [pF/m]


Mechanical Specifications

Cable Assembly

Length* 6 in [152.4 mm]
 Weight 0.147 lbs [66.68 g]

Cable

Cable Type FM-F141
 Impedance 50 Ohms
 Inner Conductor Type Solid
 Inner Conductor Material and Plating Copper, Silver
 Dielectric Type PTFE
 Number of Shields 2
 Shield Layer 1 Silver Plated Copper Tape
 Shield Layer 2 Silver Plated Copper Braid
 Jacket Material FEP, Blue
 Jacket Diameter 0.163 in [4.14 mm]



Configuration:

- N Male
- N Male
- FM-F141

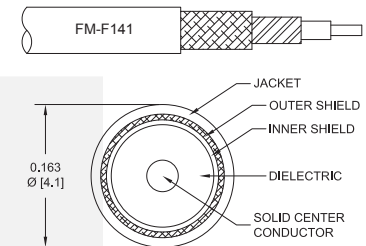
Features:

- Max Frequency 10 GHz
- Shielding Effectivity > -110 dB
- 69.4% Phase Velocity
- Double Shielded
- FEP Jacket

Applications:

- General Purpose
- Laboratory Use

Cable Diagram:



Fairview Microwave
 301 Leora Ln., Suite 100
 Lewisville, TX 75056
 Tel: 1-800-715-4396 / (972) 649-6678
 Fax: (972) 649-6689
www.fairviewmicrowave.com
sales@fairviewmicrowave.com

Connectors

Description	Connector 1	Connector 2
Type	N Male	N Male
Configuration	Straight	Straight
Impedance	50 Ohms	50 Ohms
Contact Material & Plating	Brass, Gold	Brass, Gold
Contact Plating Spec.	MIL-G-45204	MIL-G-45204
Dielectric Type	PTFE	PTFE
Body Material & Plating	Brass, Nickel	Brass, Nickel
Body Plating Spec.	QQ-N-290	QQ-N-290

Environmental Specifications

Temperature

Operating Range -55 to +200 deg C

Compliance Certifications (see [product page](#) for current document)

Plotted and Other Data

Notes:

How to Order

Part Number Configuration: **FMC0101141LF - xx uu**

cm = Centimeters
<blank> = Inches

Length

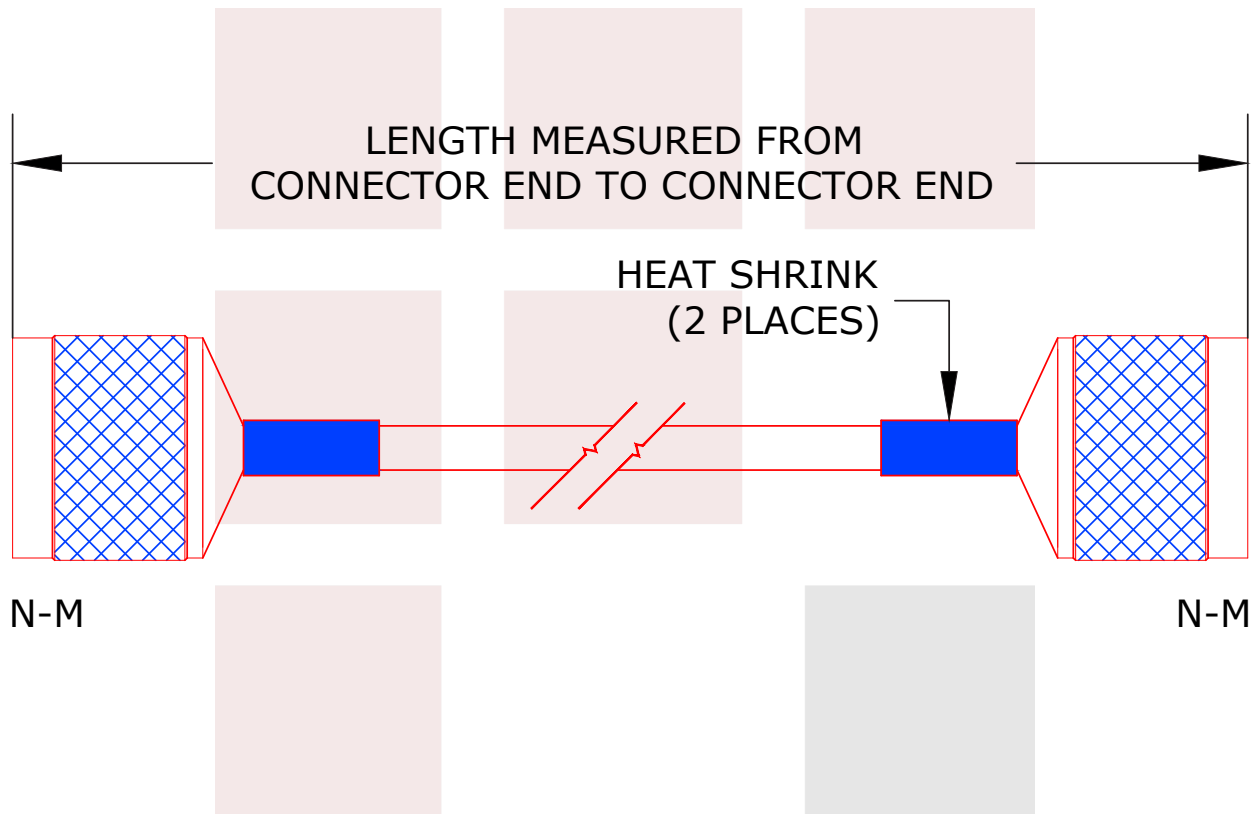
Example: FMC0101141LF-12 = 12 inches long cable
FMC0101141LF-100cm = 100 cm long cable

N Male to N Male Cable FM-F141 Coax in 6 Inch with LF Solder from Fairview Microwave has same day shipment for domestic and International orders. Our RF, microwave and millimeter wave products maintain a 99% availability and are part of the broadest selection in the industry.

Click the following link to obtain additional part information: [N Male to N Male Cable FM-F141 Coax in 6 Inch with LF Solder FMC0101141LF-06](#)

URL: <https://www.fairviewmicrowave.com/standard-n-male-n-male-cable-fm-f141-coax-fmc0101141lf-06-p.aspx>

The information contained in this document is accurate to the best of our knowledge and representative of the part described herein. It may be necessary to make modifications to the part and/or the documentation of the part, in order to implement improvements. Fairview Microwave reserves the right to make such changes as required. Unless otherwise stated, all specifications are nominal. Fairview Microwave does not make any representation or warranty regarding the suitability of the part described herein for any particular purpose, and Fairview Microwave does not assume any liability arising out of the use of any part or documentation.



FAIRVIEW MICROWAVE INC. ALLEN, TX 75013 WWW.FAIRVIEWMICROWAVE.COM		NOTES: 1. UNLESS OTHERWISE SPECIFIED ALL DIMENSIONS ARE NOMINAL. 2. ALL SPECIFICATIONS ARE SUBJECT TO CHANGE WITHOUT NOTICE AT ANY TIME. 3. DIMENSIONS ARE IN INCHES [mm].			
TITLE N Male to N Male Cable FM-F141 Coax in 6 Inch with LF Solder		DWG NO FMC0101141LF		CAGE CODE 3FKR5	
CAD FILE	101014	SHEET	SCALE	N/A	SIZE A 5568