

## Low Loss SMA Male to SMB Plug Cable LMR-100A-UF Coax in 36 Inch

The SMA male to SMB plug 36 inch cable using LMR-100A-UF coax, part number FMC00918-36, from Fairview Microwave is in-stock and ships same day. This Fairview SMA to SMB cable assembly has a male to plug gender configuration with 50 ohm flexible LMR-100A-UF coax. Fairview Microwave's flexible RF cable assemblies are ideal for applications where tight bends and continual flexure are required. The FMC00918-36 SMA male to SMB plug cable assembly operates to 3 GHz. The double shielding of this Fairview cable assembly provides excellent shielding effectiveness of better than 90 dB.

Custom versions of most RF cable assemblies can be built and shipped same day. Custom cable assembly lengths can be obtained by specifying the desired length on the web site at time of order or by contacting a sales representative. Other RF cable assembly value added services including connector orientation or clocking, heat shrink booting and labeling are also available. RF testing can also be performed to document the electrical performance of your cable assembly.

### Electrical Specifications

Description	Min	Typ	Max	Units
Frequency Range	DC		3	GHz
VSWR			1.5:1	
Velocity of Propagation		66		%
RF Shielding	90			dB
Group Delay		1.54 [5.05]		ns/ft [ns/m]
Capacitance		30.8 [101.05]		pF/ft [pF/m]
Inductance		0.077 [0.25]		uH/ft [uH/m]
DC Resistance Inner Conductor		81 [265.75]		$\Omega$ /1000ft [ $\Omega$ /Km]
DC Resistance Outer Conductor		9.5 [31.17]		$\Omega$ /1000ft [ $\Omega$ /Km]
Jacket Spark			2,000	Vrms

### Performance by Frequency

Description	F1	F2	F3	F4	F5	Units
Frequency	0.1	0.25	0.5	1	3	GHz
Insertion Loss (Typ.)	0.41	0.55	0.7	0.92	1.51	dB

#### Electrical Specification Notes:

The Insertion Loss data above is based on the performance specifications of the coax and connectors used in this assembly. The Insertion Loss includes an estimated insertion loss of 0.1 dB per connector.

### Mechanical Specifications

#### Cable Assembly

Length\* 36 in [914.4 mm]  
Weight 0.042 lbs [19.05 g]

#### Cable

Cable Type LMR-100A-UF  
Impedance 50 Ohms



### Configuration:

- SMA Male
- SMB Plug
- LMR-100A-UF

### Features:

- Max Frequency 3 GHz
- Shielding Effectivity > 90 dB
- 66% Phase Velocity
- Double Shielded
- TPE Jacket

### Applications:

- General Purpose
- Laboratory Use

Fairview Microwave  
301 Leora Ln., Suite 100  
Lewisville, TX 75056  
Tel: 1-800-715-4396 / (972) 649-6678  
Fax: (972) 649-6689  
[www.fairviewmicrowave.com](http://www.fairviewmicrowave.com)  
[sales@fairviewmicrowave.com](mailto:sales@fairviewmicrowave.com)

Inner Conductor Type	Solid
Inner Conductor Material and Plating	Copper
Dielectric Type	PE
Number of Shields	2
Shield Layer 1	Aluminum Tape
Shield Layer 2	Tinned Copper
Jacket Material	TPE, Black
Jacket Diameter	0.11 in [2.79 mm]

One Time Minimum Bend Radius	0.25 in [6.35 mm]
Repeated Minimum Bend Radius	1 in [25.4 mm]
Bending Moment	0.1 lbs-ft [0.14 N-m]
Flat Plate Crush	10 lbs/in [0.18 Kg/mm]
Tensile Strength	15 lbs [6.8 Kg]

### Connectors

Description	Connector 1	Connector 2
Type	SMA Male	SMB Plug
Specification	MIL-STD-348A	MIL-STD-348A
Impedance	50 Ohms	50 Ohms
Contact Material & Plating	Brass, Gold	Beryllium Copper, Gold
Contact Plating Spec.	50 $\mu$ in minimum	30 $\mu$ in minimum
Dielectric Type	PTFE	PTFE
Body Material & Plating	Brass, Nickel	Brass, Gold
Body Plating Spec.	100 $\mu$ in minimum	3 $\mu$ in minimum
Coupling Nut Material & Plating	Brass, Nickel	
Coupling Nut Plating Spec.	100 $\mu$ in minimum	
Hex Size	5/16 inch	
Torque	3 in-lbs 0.34 Nm	

### Environmental Specifications

#### Temperature

Operating Range -40 to +85 deg C

### Compliance Certifications (see [product page](#) for current document)

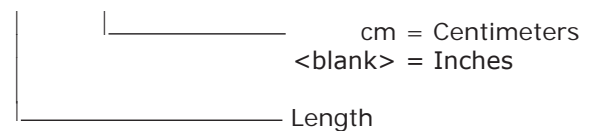
### Plotted and Other Data

Notes:

### How to Order

Part Number Configuration:

**FMC00918 - xx uu**




Example: FMC00918-12 = 12 inches long cable  
FMC00918-100cm = 100 cm long cable

Low Loss SMA Male to SMB Plug Cable LMR-100A-UF Coax in 36 Inch from Fairview Microwave has same day shipment for domestic and International orders. Our RF, microwave and millimeter wave products maintain a 99% availability and are part of the broadest selection in the industry.

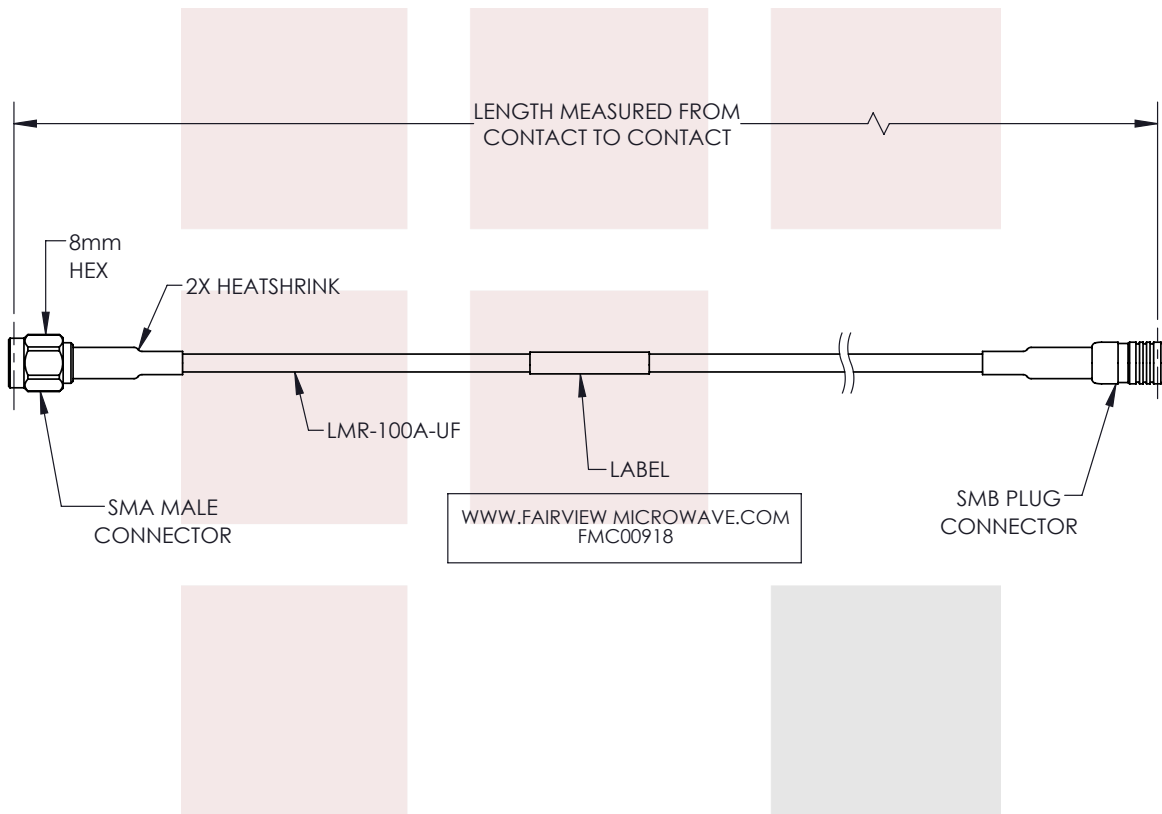
Click the following link to obtain additional part information: [Low Loss SMA Male to SMB Plug Cable LMR-100A-UF Coax in 36 Inch FMC00918-36](#)

URL: <https://www.fairviewmicrowave.com/low-loss-sma-male-to-smb-plug-cable-lmr-100a-uf-coax-fmc00918-36-p.aspx>

The information contained in this document is accurate to the best of our knowledge and representative of the part described herein. It may be necessary to make modifications to the part and/or the documentation of the part, in order to implement improvements. Fairview Microwave reserves the right to make such changes as required. Unless otherwise stated, all specifications are nominal. Fairview Microwave does not make any representation or warranty regarding the suitability of the part described herein for any particular purpose, and Fairview Microwave does not assume any liability arising out of the use of any part or documentation.



REVISIONS			
REV.	DESCRIPTION	DATE	APPROVED
A	INITIAL RELEASE	08/10/2022	AGANWANI



**NOTES:**

1. CABLES 36" AND UNDER HAVE 1 LABEL CENTERED. CABLES OVER 36" HAVE 2 LABELS, ONE AT EACH END 6.0" FROM END OF CONNECTOR

THESE COMMODITIES, TECHNOLOGY OR SOFTWARE WERE EXPORTED FROM THE UNITED STATES IN ACCORDANCE WITH THE EXPORT ADMINISTRATION REGULATIONS. DIVERSION CONTRARY TO U.S. LAW PROHIBITED.

<p><b>Fairview Microwave</b> an INFINIT<sup>®</sup> brand</p>	UNLESS OTHERWISE SPECIFIED LEADING DIMENSIONS ARE INCHES DIMENSIONS IN [ ] ARE MILLIMETERS		THIRD-ANGLE PROJECTION 	
	TOLERANCES:		CABLE LENGTH (L) TOLERANCES:	
TITLE Low Loss SMA Male to SMB Plug Cable LMR-100A-UF Coax in 36 Inch	.X = ±.2 [ .51]	FRACTIONS ± 1/32	L ≤ 12 [305] = +1 [25] / -0	THE INFORMATION AND DESIGN IN THIS DOCUMENT IS THE PROPERTY OF FAIRVIEW MICROWAVE CORPORATION. ALL RIGHTS RESERVED. SHEET 1 OF 1
	.XX = ±.02 [ .51]	ANGLES ± 1°	12 [305] < L ≤ 60 [1524] = +2 [51] / -0 60 [1524] < L ≤ 120 [3048] = +4 [102] / -0 120 [3048] < L ≤ 300 [7620] = +6 [152] / -0 300 [7620] < L = +5%L / -0	
ALL DIMENSIONS SHOWN ARE FOR REFERENCE ONLY.				SCALE N/A
SIZE A	CAGE CODE 3FKR5	DRAWN BY BPUCHASKI	ITEM NO. FMC00918	REV A

T-Rev.D