

BNC Male to BNC Male Cable LMR-400 Coax in 60 Inch with Times Microwave components

The BNC male to BNC male 60 inch cable using LMR-400 coax, part number FMC00405-60, from Fairview Microwave is in-stock and ships same day. This Fairview BNC to BNC cable assembly has a male to male gender configuration with 50 ohm flexible LMR-400 coax. Fairview Microwave's flexible RF cable assemblies are ideal for applications where tight bends and continual flexure are required. The FMC00405-60 BNC male to BNC male cable assembly operates to 6 GHz. The double shielding of this Fairview cable assembly provides excellent shielding effectiveness of better than 90 dB.

Custom versions of most RF cable assemblies can be built and shipped same day. Custom cable assembly lengths can be obtained by specifying the desired length on the web site at time of order or by contacting a sales representative. Other RF cable assembly value added services including connector orientation or clocking, heat shrink booting and labeling are also available. RF testing can also be performed to document the electrical performance of your cable assembly.

Electrical Specifications

Description	Min	Typ	Max	Units
Frequency Range	DC		6	GHz
VSWR			1.4:1	
Velocity of Propagation		85		%
RF Shielding	90			dB
Group Delay		1.2 [3.94]		ns/ft [ns/m]
Capacitance		23.9 [78.41]		pF/ft [pF/m]
Inductance		0.06 [0.2]		uH/ft [uH/m]
DC Resistance Inner Conductor		1.39 [4.56]		Ω /1000ft [Ω /Km]
DC Resistance Outer Conductor		1.65 [5.41]		Ω /1000ft [Ω /Km]
Jacket Spark			8,000	Vrms

Performance by Frequency

Description	F1	F2	F3	F4	F5	Units
Frequency	0.25	0.5	1	2.5	6	GHz
Insertion Loss (Typ.)	0.3	0.34	0.4	0.54	0.75	dB

Electrical Specification Notes:

The Insertion Loss data above is based on the performance specifications of the coax cable and connectors used in this assembly. The Insertion Loss includes an estimated insertion loss of 0.1 dB per connector.

Mechanical Specifications

Cable Assembly

Length* 60 in [152.4 cm]
 Diameter 0.55 in [13.97 mm]

Cable

Cable Type LMR-400
 Impedance 50 Ohms



Configuration:

- BNC Male
- BNC Male
- LMR-400

Features:

- Max Frequency 6 GHz
- Shielding Effectivity > 90 dB
- 85% Phase Velocity
- Double Shielded
- PE Jacket
- 500 Mating Cycles

Applications:

- General Purpose
- Laboratory Use
- Antenna Installations
- Land Mobile Radio & Other Communication Systems
- Cellular & Wi-Fi Systems

Fairview Microwave
 301 Leora Ln., Suite 100
 Lewisville, TX 75056
 Tel: 1-800-715-4396 / (972) 649-6678
 Fax: (972) 649-6689
www.fairviewmicrowave.com
sales@fairviewmicrowave.com

Inner Conductor Type Solid
 Inner Conductor Material and Plating Copper Clad Aluminum
 Dielectric Type PE (F)
 Number of Shields 2
 Shield Layer 1 Aluminum Tape
 Shield Layer 2 Tinned Copper Braid
 Jacket Material PE, Black
 Jacket Diameter 0.405 in [10.29 mm]

One Time Minimum Bend Radius 1 in [25.4 mm]
 Repeated Minimum Bend Radius 4 in [101.6 mm]
 Bending Moment 0.5 lbs-ft [0.68 N-m]
 Flat Plate Crush 40 lbs/in [0.71 Kg/mm]
 Tensile Strength 160 lbs [72.57 Kg]

Connectors

Description	Connector 1	Connector 2
Type	BNC Male	BNC Male
Impedance	50 Ohms	50 Ohms
Mating Cycles	500	500
Contact Material & Plating	Brass, Gold	Brass, Gold
Contact Plating Spec.	50 microns	50 microns
Dielectric Type	PTFE	PTFE
Body Material & Plating	Brass, Tri-Metal	Brass, Tri-Metal
Body Plating Spec.	80 microns	80 microns
Coupling Nut Material & Plating	Brass, Tri-Metal	Brass, Tri-Metal
Coupling Nut Plating Spec.	80 microns	80 microns

Mechanical Specification Notes:

*All cable assemblies have a length tolerance of 1.5% or ± 3/8", whichever is greater.

Environmental Specifications

Temperature

Operating Range -40 to +85 deg C
 Storage Range -70 to +85 deg C

Compliance Certifications (see [product page](#) for current document)

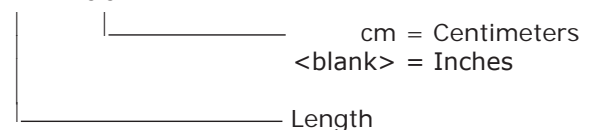
Plotted and Other Data

Notes:

How to Order

Part Number Configuration:

FMC00405 - xx uu



Example: FMC00405-12 = 12 inches long cable
 FMC00405-100cm = 100 cm long cable

BNC Male to BNC Male Cable LMR-400 Coax in 60 Inch with Times Microwave components from Fairview Microwave has same day shipment for domestic and International orders. Our RF, microwave and fiber optic products maintain a 99% availability and are part of the broadest selection in the industry.

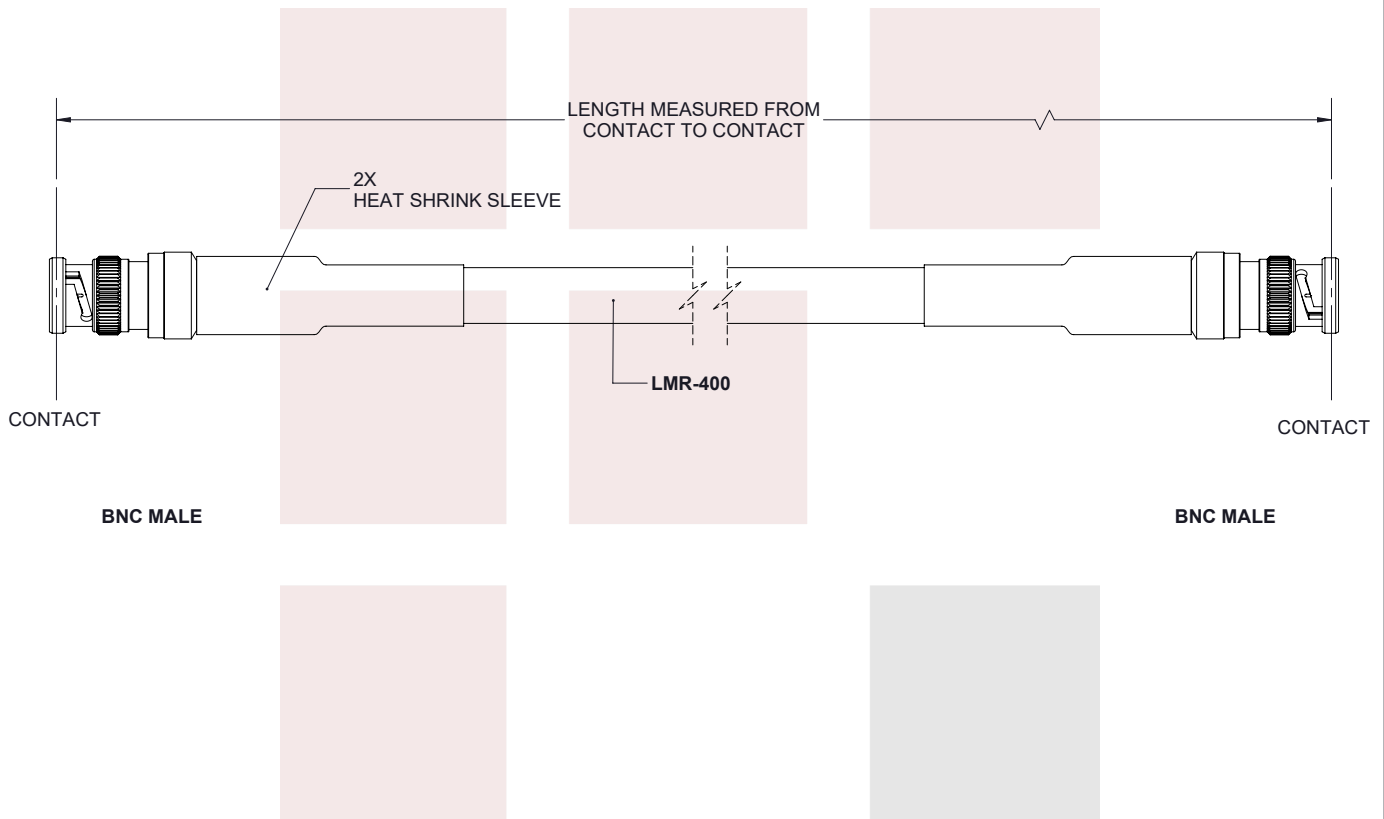
Click the following link to obtain additional part information: [BNC Male to BNC Male Cable LMR-400 Coax in 60 Inch with Times Microwave components FMC00405-60](#)

URL: <https://www.fairviewmicrowave.com/bnc-male-bnc-male-cable-lmr400-coax-fmc00405-60-p.aspx>



The information contained in this document is accurate to the best of our knowledge and representative of the part described herein. It may be necessary to make modifications to the part and/or the documentation of the part, in order to implement improvements. Fairview Microwave reserves the right to make such changes as required. Unless otherwise stated, all specifications are nominal. Fairview Microwave does not make any representation or warranty regarding the suitability of the part described herein for any particular purpose, and Fairview Microwave does not assume any liability arising out of the use of any part or documentation.



REVISIONS			
REV.	DESCRIPTION	DATE	APPROVED
A	INITIAL RELEASE	1/28/2020	S.ELLIS



THESE COMMODITIES, TECHNOLOGY OR SOFTWARE WERE EXPORTED FROM THE UNITED STATES IN ACCORDANCE WITH THE EXPORT ADMINISTRATION REGULATIONS. DIVERSION CONTRARY TO U.S. LAW PROHIBITED.

 Fairview Microwave™ an INFINIT [®] brand	UNLESS OTHERWISE SPECIFIED LEADING DIMENSIONS ARE INCHES DIMENSIONS IN [] ARE MILLIMETERS		THIRD-ANGLE PROJECTION 		
	TOLERANCES:		CABLE LENGTH (L) TOLERANCES:		
.X = ±.2 [.51] FRACTIONS ± 1/32 .XX = ±.02 [.51] ± 1/32 .XXX = ±.005 [.13] ANGLES ± 1°		L ≤ 12 [305] = +1 [25] / -0 12 [305] < L ≤ 60 [1524] = +2 [51] / -0 60 [1524] < L ≤ 120 [3048] = +4 [102] / -0 120 [3048] < L ≤ 300 [7620] = +6 [152] / -0 300 [7620] < L = +5%L / -0		THE INFORMATION AND DESIGN IN THIS DOCUMENT IS THE PROPERTY OF FAIRVIEW MICROWAVE CORPORATION. ALL RIGHTS RESERVED.	
TITLE BNC Male to BNC Male Cable LMR-400 Coax in 60 Inch with Times Microwave components			SHEET 1 OF 1		
ALL DIMENSIONS SHOWN ARE FOR REFERENCE ONLY.			SCALE N/A		
SIZE A	CAGE CODE 3FKR5	DRAWN BY K.DANG	ITEM NO. FMC00405	REV A	

T-Rev.D