

## RA TNC Male to RA TNC Male Cable LMR-240 Coax in 150 CM

The RA TNC male to RA TNC male 150 cm cable using LMR-240 coax, part number FMC00404-150CM, from Fairview Microwave is in-stock and ships same day. This Fairview TNC to TNC cable assembly has a male to male gender configuration with 50 ohm flexible LMR-240 coax. Fairview Microwave's flexible RF cable assemblies are ideal for applications where tight bends and continual flexure are required. The FMC00404-150CM TNC male to TNC male cable assembly operates to 5.8 GHz. The right angle TNC interfaces on the LMR-240 cable allow for easier connections in tight spaces. The double shielding of this Fairview cable assembly provides excellent shielding effectiveness of better than 90 dB.

Custom versions of most RF cable assemblies can be built and shipped same day. Custom cable assembly lengths can be obtained by specifying the desired length on the web site at time of order or by contacting a sales representative. Other RF cable assembly value added services including connector orientation or clocking, heat shrink booting and labeling are also available. RF testing can also be performed to document the electrical performance of your cable assembly.

### Electrical Specifications

Description	Min	Typ	Max	Units
Frequency Range	DC		5.8	GHz
VSWR			1.4:1	
Velocity of Propagation		84		%
RF Shielding	90			dB
Group Delay		1.21 [3.97]		ns/ft [ns/m]
Capacitance		24.2 [79.4]		pF/ft [pF/m]
Inductance		0.06 [0.2]		uH/ft [uH/m]
DC Resistance Inner Conductor		3.2 [10.5]		$\Omega$ /1000ft [ $\Omega$ /Km]
DC Resistance Outer Conductor		3.89 [12.76]		$\Omega$ /1000ft [ $\Omega$ /Km]
Jacket Spark			5,000	Vrms

### Performance by Frequency

Description	F1	F2	F3	F4	F5	Units
Frequency	0.25	0.5	1	2.5	5.8	GHz
Insertion Loss (Typ.)	0.59	0.67	0.79	1.03	1.4	dB

#### Electrical Specification Notes:

The Insertion Loss data above is based on the performance specifications of the coax cable and connectors used in this assembly. The Insertion Loss includes an estimated insertion loss of 0.2 dB per connector.

### Mechanical Specifications

#### Cable Assembly

Length\* 59.05 in [149.99 cm]  
 Diameter 0.59 in [14.99 mm]

#### Cable

Cable Type LMR-240



### Configuration:

- TNC Male Right Angle
- TNC Male Right Angle
- LMR-240

### Features:

- Max Frequency 5.8 GHz
- Shielding Effectivity > 90 dB
- 84% Phase Velocity
- Double Shielded
- PE Jacket

### Applications:

- General Purpose
- Laboratory Use
- Antenna Installations
- Land Mobile Radio & Other Communication Systems
- Cellular & Wi-Fi Systems

Fairview Microwave  
 301 Leora Ln., Suite 100  
 Lewisville, TX 75056  
 Tel: 1-800-715-4396 / (972) 649-6678  
 Fax: (972) 649-6689  
[www.fairviewmicrowave.com](http://www.fairviewmicrowave.com)  
[sales@fairviewmicrowave.com](mailto:sales@fairviewmicrowave.com)

Impedance	50 Ohms
Inner Conductor Type	Solid
Inner Conductor Material and Plating	Copper
Dielectric Type	PE (F)
Number of Shields	2
Shield Layer 1	Aluminum Tape
Shield Layer 2	Tinned Copper Braid
Jacket Material	PE, Black
Jacket Diameter	0.24 in [6.1 mm]
One Time Minimum Bend Radius	0.75 in [19.05 mm]
Repeated Minimum Bend Radius	2.5 in [63.5 mm]
Bending Moment	0.25 lbs-ft [0.34 N-m]
Flat Plate Crush	20 lbs/in [0.36 Kg/mm]
Tensile Strength	80 lbs [36.29 Kg]

### Connectors

Description	Connector 1	Connector 2
Type	TNC Male	TNC Male
Impedance	50 Ohms	50 Ohms
Contact Material & Plating	Brass, Gold	Brass, Gold
Dielectric Type	PTFE	PTFE
Body Material & Plating	Brass, Nickel	Brass, Nickel
Coupling Nut Material & Plating	Brass, Nickel	Brass, Nickel

### Mechanical Specification Notes:

\*All cable assemblies have a length tolerance of 1.5% or  $\pm 3/8"$ , whichever is greater.

### Environmental Specifications

#### Temperature

Operating Range	-40 to +85 deg C
Storage Range	-70 to +85 deg C

### Compliance Certifications (see [product page](#) for current document)

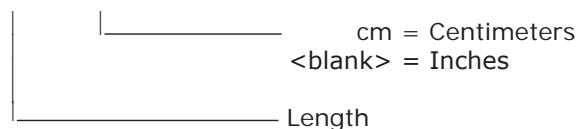
### Plotted and Other Data

Notes:

### How to Order

Part Number Configuration:

**FMC00404 - xx uu**



Example: FMC00404-12 = 12 inches long cable  
 FMC00404-100cm = 100 cm long cable

RA TNC Male to RA TNC Male Cable LMR-240 Coax in 150 CM from Fairview Microwave has same day shipment for domestic and International orders. Our RF, microwave and fiber optic products maintain a 99% availability and are part of the broadest selection in the industry.

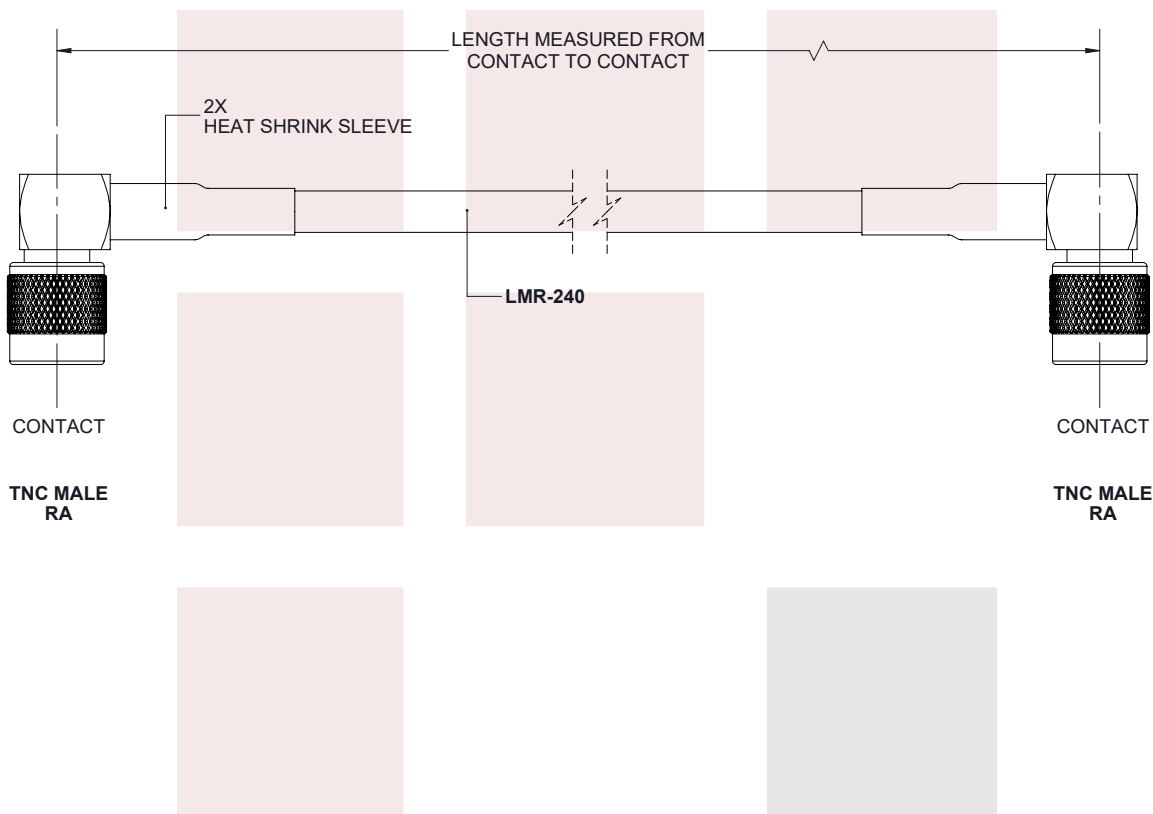
Click the following link to obtain additional part information: [RA TNC Male to RA TNC Male Cable LMR-240 Coax in 150 CM FMC00404-150CM](#)

URL: <https://www.fairviewmicrowave.com/ra-tnc-male-ra-tnc-male-cable-lmr240-coax-fmc00404-p.aspx>



The information contained in this document is accurate to the best of our knowledge and representative of the part described herein. It may be necessary to make modifications to the part and/or the documentation of the part, in order to implement improvements. Fairview Microwave reserves the right to make such changes as required. Unless otherwise stated, all specifications are nominal. Fairview Microwave does not make any representation or warranty regarding the suitability of the part described herein for any particular purpose, and Fairview Microwave does not assume any liability arising out of the use of any part or documentation.



REVISIONS			
REV.	DESCRIPTION	DATE	APPROVED
A	INITIAL RELEASE	2/19/2020	S.ELLIS



THESE COMMODITIES, TECHNOLOGY OR SOFTWARE WERE EXPORTED FROM THE UNITED STATES IN ACCORDANCE WITH THE EXPORT ADMINISTRATION REGULATIONS. DIVERSION CONTRARY TO U.S. LAW PROHIBITED.

<div><div><div></div><div></div><div></div><div></div><div></div><div></div><div></div><div></div><div></div><div></div></div><div>Fairview Microwave™</div><div>an INFINITE® brand</div></div>		<div>UNLESS OTHERWISE SPECIFIED LEADING DIMENSIONS ARE INCHES DIMENSIONS IN [ ] ARE MILLIMETERS</div> <div><div>TOLERANCES:</div><div><div><div>X = ±.2 [5.08]</div><div>XX = ±.02 [ .51]</div><div>XXX = ±.005 [ .13]</div></div><div><div>FRACTIONS</div><div>± 1/32</div><div>ANGLES ± 1°</div></div></div><div><div>CABLE LENGTH (L) TOLERANCES:</div><div><div>L ≤ 12 [305] = +1 [25] / -0</div><div>12 [305] &lt; L ≤ 60 [1524] = +2 [51] / -0</div><div>60 [1524] &lt; L ≤ 120 [3048] = +4 [102] / -0</div><div>120 [3048] &lt; L ≤ 300 [7620] = +6 [152] / -0</div><div>300 [7620] &lt; L = +5%L / -0</div></div></div></div> <td colspan="2"><div>THIRD-ANGLE PROJECTION</div><div></div><div>THE INFORMATION AND DESIGN IN THIS DOCUMENT IS THE PROPERTY OF FAIRVIEW MICROWAVE CORPORATION ALL RIGHTS RESERVED.</div></td>				<div>THIRD-ANGLE PROJECTION</div> <div></div> <div>THE INFORMATION AND DESIGN IN THIS DOCUMENT IS THE PROPERTY OF FAIRVIEW MICROWAVE CORPORATION ALL RIGHTS RESERVED.</div>	
TITLE		<div>RA TNC Male to RA TNC Male Cable LMR-240 Coax in 150 CM</div>					
		<div>ALL DIMENSIONS SHOWN ARE FOR REFERENCE ONLY.</div>					
SIZE A		CAGE CODE 3FKR5	DRAWN BY K.DANG	ITEM NO. FMC00404	REV A		
		<div>SHEET 1 OF 1</div> <div>SCALE N/A</div>					

T-Rev.D