

MMCX Jack to BNC Male Cable RG-316 Coax in 36 Inch

The MMCX jack to BNC male 36 inch cable using RG-316 coax, part number FMC00338-36, from Fairview Microwave is in-stock and ships same day. This Fairview MMCX to BNC cable assembly has a jack to male gender configuration with 50 ohm flexible RG316 coax. Fairview Microwave's flexible RF cable assemblies are ideal for applications where tight bends and continual flexure are required. The FMC00338-36 MMCX jack to BNC male cable assembly operates to 3 GHz.

Custom versions of most RF cable assemblies can be built and shipped same day. Custom cable assembly lengths can be obtained by specifying the desired length on the web site at time of order or by contacting a sales representative. Other RF cable assembly value added services including connector orientation or clocking, heat shrink booting and labeling are also available. RF testing can also be performed to document the electrical performance of your cable assembly.

Electrical Specifications

Description	Min	Typ	Max	Units
Frequency Range	DC		3	GHz
VSWR			1.4:1	
Velocity of Propagation		69		%
Capacitance		29.4 [96.46]		pF/ft [pF/m]
Operating Voltage (AC)			250	Vrms
Jacket Spark			2,000	Vrms

Performance by Frequency

Description	F1	F2	F3	F4	F5	Units
Frequency	0.1	0.25	0.5	1	3	GHz
Insertion Loss (Max.)	0.53	0.59	0.71	1.34	1.94	dB

Electrical Specification Notes:

The Insertion Loss data above is based on the performance specifications of the coax used in this assembly. Insertion Loss is estimated as 0.1 dB per connector.

Mechanical Specifications

Cable Assembly

Length* 36 in [914.4 mm]
Diameter 0.571 in [14.5 mm]

Cable

Cable Type RG316
Impedance 50 Ohms
Inner Conductor Type Stranded
Inner Conductor Material and Plating Copper Clad Steel, Silver
Dielectric Type PTFE
Number of Shields 1
Shield Layer 1 Silver Plated Copper Braid
Jacket Material FEP, Tan
Jacket Diameter 0.102 in [2.59 mm]



Configuration:

- MMCX Jack
- BNC Male
- RG316

Features:

- Max Frequency 3 GHz
- 69% Phase Velocity
- FEP Jacket

Applications:

- General Purpose
- Laboratory Use

Fairview Microwave
301 Leora Ln., Suite 100
Lewisville, TX 75056
Tel: 1-800-715-4396 / (972) 649-6678
Fax: (972) 649-6689
www.fairviewmicrowave.com
sales@fairviewmicrowave.com

Connectors

Description	Connector 1	Connector 2
Type	MMCX Jack	BNC Male
Specification	BS EN 122340	MIL-STD-348A
Impedance	50 Ohms	50 Ohms
Contact Material & Plating	Beryllium Copper, Gold	Brass, Gold
Contact Plating Spec.	30 µin minimum	50 µin minimum
Dielectric Type	PTFE	PTFE
Body Material & Plating	Brass, Gold	Brass, Nickel
Body Plating Spec.	3 µin minimum	100 µin minimum
Coupling Nut Material & Plating		Brass, Nickel
Coupling Nut Plating Spec.		100 µin minimum

Environmental Specifications

Temperature

Operating Range -55 to +155 deg C

Compliance Certifications (see [product page](#) for current document)

Plotted and Other Data

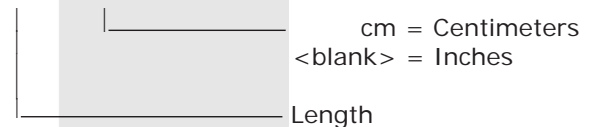
Notes:

- Values at 25°C, sea level.

How to Order

Part Number Configuration:

FMC00338 - xx uu




Example: FMC00338-12 = 12 inches long cable
FMC00338-100cm = 100 cm long cable

MMCX Jack to BNC Male Cable RG-316 Coax in 36 Inch from Fairview Microwave has same day shipment for domestic and International orders. Our RF, microwave and fiber optic products maintain a 99% availability and are part of the broadest selection in the industry.

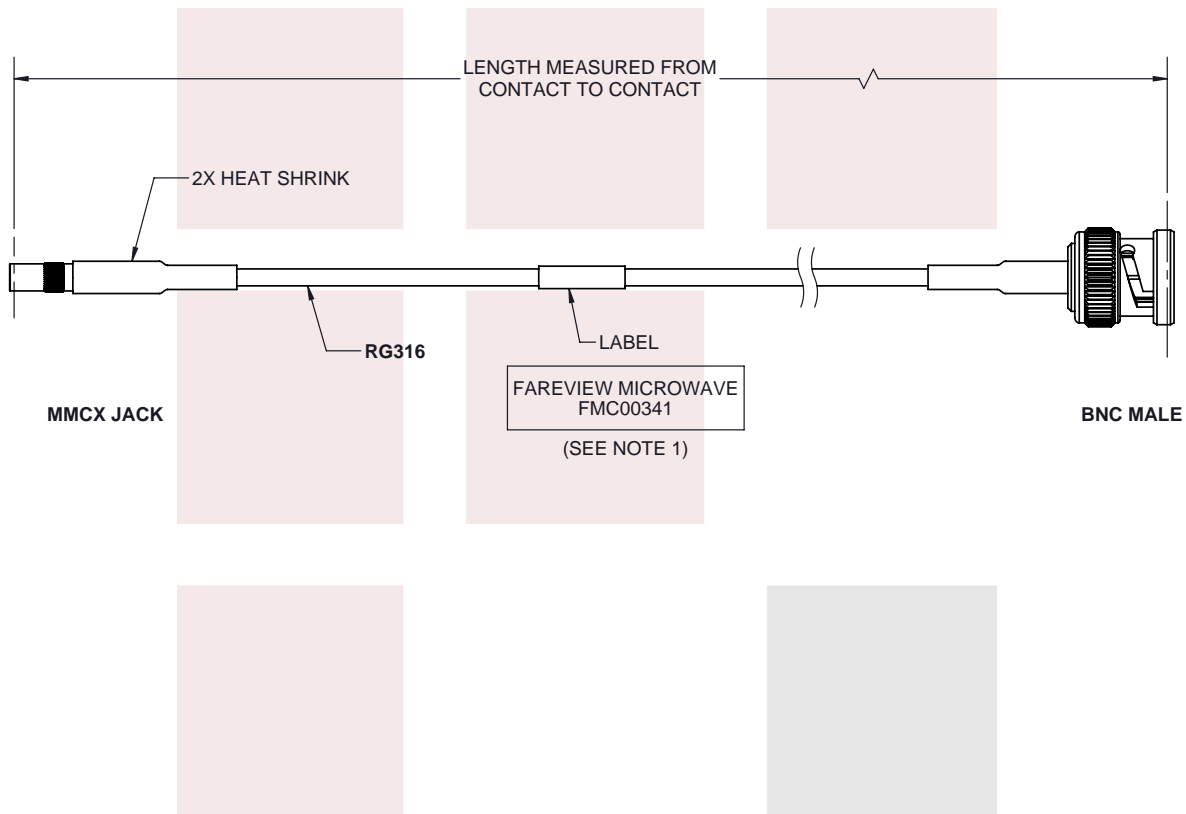
Click the following link to obtain additional part information: [MMCX Jack to BNC Male Cable RG-316 Coax in 36 Inch FMC00338-36](#)

URL: <https://www.fairviewmicrowave.com/mmcx-jack-bnc-male-cable-rg316-coax-fmc00338-36-p.aspx>

The information contained in this document is accurate to the best of our knowledge and representative of the part described herein. It may be necessary to make modifications to the part and/or the documentation of the part, in order to implement improvements. Fairview Microwave reserves the right to make such changes as required. Unless otherwise stated, all specifications are nominal. Fairview Microwave does not make any representation or warranty regarding the suitability of the part described herein for any particular purpose, and Fairview Microwave does not assume any liability arising out of the use of any part or documentation.



REVISIONS			
REV.	DESCRIPTION	DATE	APPROVED
A	INITIAL RELEASE	09/01/20	S.ELLIS



NOTES:

1. CABLES 36" AND UNDER HAVE 1 LABEL CENTERED.
CABLES OVER 36" HAVE 2 LABELS, ONE AT EACH END 6.0" FROM THE END OF THE CONNECTOR.

THESE COMMODITIES, TECHNOLOGY OR SOFTWARE WERE EXPORTED FROM THE UNITED STATES IN ACCORDANCE WITH THE EXPORT ADMINISTRATION REGULATIONS. DIVERSION CONTRARY TO U.S. LAW PROHIBITED.

<p>Fairview Microwave an INFINIT[®] brand</p>	UNLESS OTHERWISE SPECIFIED LEADING DIMENSIONS ARE INCHES DIMENSIONS IN [] ARE MILLIMETERS		THIRD-ANGLE PROJECTION 	
	TOLERANCES:		CABLE LENGTH (L) TOLERANCES:	
TITLE MMCX Jack to BNC Male Cable RG-316 Coax in 36 Inch	.X = ±.2 [5.08]	FRACTIONS ± 1/32	L ≤ 12 [305] = +1 [25] / -0	THE INFORMATION AND DESIGN IN THIS DOCUMENT IS THE PROPERTY OF FAIRVIEW MICROWAVE CORPORATION. ALL RIGHTS RESERVED. SHEET 1 OF 1 SCALE N/A
	.XX = ±.02 [.51]	ANGLES ± 1°	12 [305] < L ≤ 60 [1524] = +2 [51] / -0 60 [1524] < L ≤ 120 [3048] = +4 [102] / -0 120 [3048] < L ≤ 300 [7620] = +6 [152] / -0 300 [7620] < L = +5%L / -0	
ALL DIMENSIONS SHOWN ARE FOR REFERENCE ONLY.				
SIZE A	CAGE CODE 3FKR5	DRAWN BY BPUCHASKI	ITEM NO. FMC00338	REV A

T-Rev.D