

## Low Loss SMA Female to BNC Male Cable RG174 Coax in 48 Inch

The SMA female to BNC male 48 inch cable using RG174 coax, part number FMC00335-48, from Fairview Microwave is in-stock and ships same day. This Fairview SMA to BNC cable assembly has a female to male gender configuration with 50 ohm flexible RG174 coax. Fairview Microwave's flexible RF cable assemblies are ideal for applications where tight bends and continual flexure are required. The FMC00335-48 SMA female to BNC male cable assembly operates to 1 GHz.

Custom versions of most RF cable assemblies can be built and shipped same day. Custom cable assembly lengths can be obtained by specifying the desired length on the web site at time of order or by contacting a sales representative. Other RF cable assembly value added services including connector orientation or clocking, heat shrink booting and labeling are also available. RF testing can also be performed to document the electrical performance of your cable assembly.

### Electrical Specifications

Description	Min	Typ	Max	Units
Frequency Range	DC		1,000	MHz
VSWR			1.4:1	
Velocity of Propagation		66		%
Capacitance		31.08 [101.97]		pF/ft [pF/m]

### Performance by Frequency

Description	F1	F2	F3	F4	F5	Units
Frequency	50	100	250	500	1,000	MHz
Insertion Loss (Typ.)	0.38	0.53	0.74	1.06	1.48	dB

#### Electrical Specification Notes:

The Insertion Loss data above is based on the performance specifications of the coax cable and connectors used in this assembly. The Insertion Loss includes an estimated insertion loss of 0.1 dB per connector.

### Mechanical Specifications

#### Cable Assembly

Length\* 48 in [121.92 cm]

#### Cable

Cable Type RG174  
 Impedance 50 Ohms  
 Inner Conductor Type Stranded  
 Inner Conductor Material and Plating Copper Clad Steel  
 Dielectric Type PE  
 Number of Shields 1  
 Shield Layer 1 Tinned Copper Braid  
 Jacket Material PVC, Black  
 Jacket Diameter 0.11 in [2.79 mm]



### Configuration:

- SMA Female
- BNC Male
- RG174

### Features:

- Max Frequency 1 GHz
- 66% Phase Velocity
- PVC Jacket

### Applications:

- General Purpose
- Laboratory Use

Fairview Microwave  
 301 Leora Ln., Suite 100  
 Lewisville, TX 75056  
 Tel: 1-800-715-4396 / (972) 649-6678  
 Fax: (972) 649-6689  
[www.fairviewmicrowave.com](http://www.fairviewmicrowave.com)  
[sales@fairviewmicrowave.com](mailto:sales@fairviewmicrowave.com)

**Connectors**

Description	Connector 1	Connector 2
Type	SMA Female	BNC Male
Specification	MIL-STD-348A	MIL-STD-348A
Impedance	50 Ohms	50 Ohms
Contact Material & Plating	Beryllium Copper, Gold	Brass, Gold
Contact Plating Spec.	50 µin minimum	50 µin minimum
Dielectric Type	PTFE	PTFE
Outer Cond Material & Plating	Brass, Gold	
Outer Cond Plating Spec.	3 µin minimum	
Body Material & Plating		Brass, Nickel
Body Plating Spec.		100 µin minimum
Coupling Nut Material & Plating		Brass, Nickel
Coupling Nut Plating Spec.		100 µin minimum
Hex Size	1/4 inch	

**Environmental Specifications**

**Temperature**

Operating Range -40 to +80 deg C

**Compliance Certifications** (see [product page](#) for current document)

**Plotted and Other Data**

Notes:

**How to Order**

Part Number Configuration:

**FMC00335 - xx uu**

cm = Centimeters  
<blank> = Inches  
Length


Example: FMC00335-12 = 12 inches long cable  
FMC00335-100cm = 100 cm long cable

Low Loss SMA Female to BNC Male Cable RG174 Coax in 48 Inch from Fairview Microwave has same day shipment for domestic and International orders. Our RF, microwave and fiber optic products maintain a 99% availability and are part of the broadest selection in the industry.

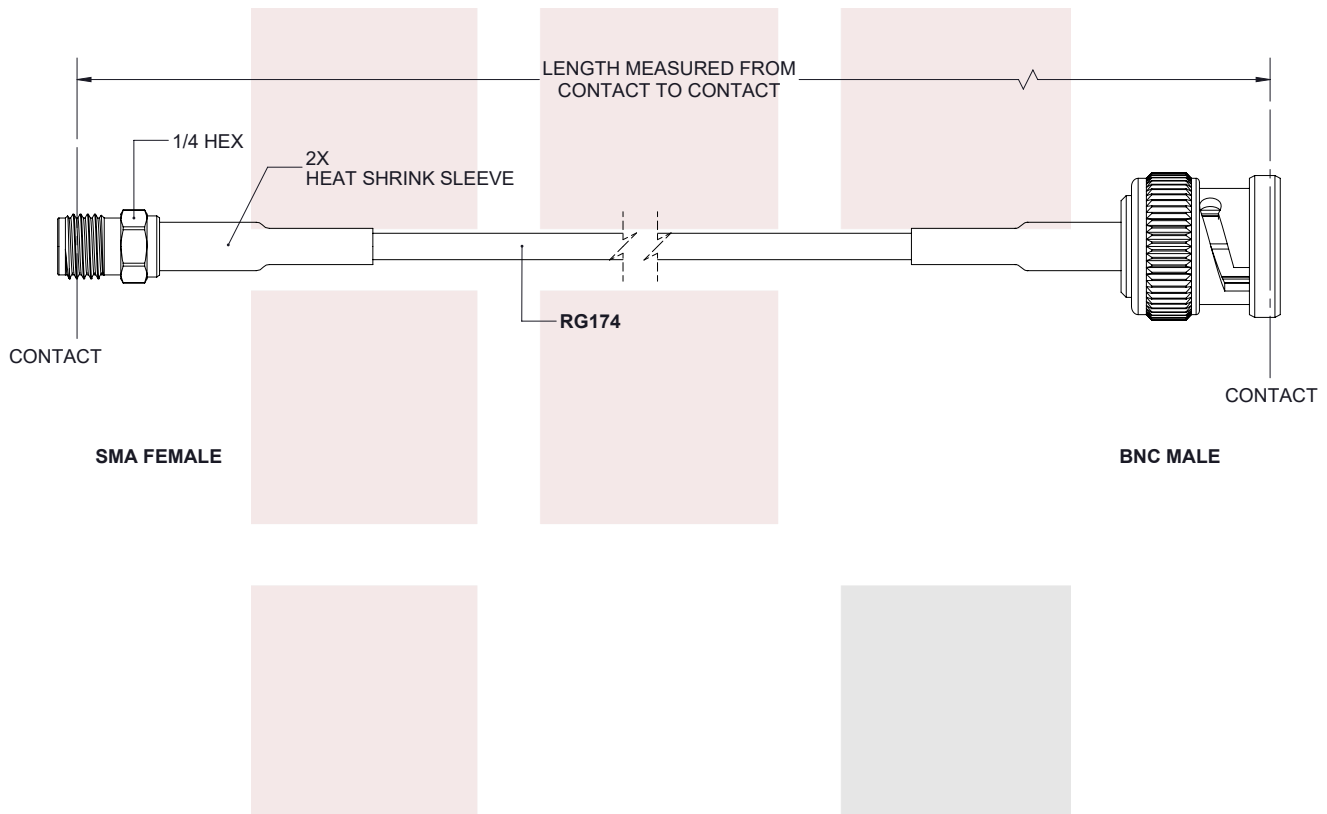
Click the following link to obtain additional part information: [Low Loss SMA Female to BNC Male Cable RG174 Coax in 48 Inch FMC00335-48](#)

URL: <https://www.fairviewmicrowave.com/low-loss-sma-female-bnc-male-cable-rg174-coax-fmc00335-48-p.aspx>

The information contained in this document is accurate to the best of our knowledge and representative of the part described herein. It may be necessary to make modifications to the part and/or the documentation of the part, in order to implement improvements. Fairview Microwave reserves the right to make such changes as required. Unless otherwise stated, all specifications are nominal. Fairview Microwave does not make any representation or warranty regarding the suitability of the part described herein for any particular purpose, and Fairview Microwave does not assume any liability arising out of the use of any part or documentation.



REVISIONS			
REV.	DESCRIPTION	DATE	APPROVED
A	INITIAL RELEASE	2/24/2020	S.ELLIS



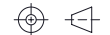
THESE COMMODITIES, TECHNOLOGY OR SOFTWARE WERE EXPORTED FROM THE UNITED STATES IN ACCORDANCE WITH THE EXPORT ADMINISTRATION REGULATIONS. DIVERSION CONTRARY TO U.S. LAW PROHIBITED.

TITLE  
Low Loss SMA Female to BNC Male Cable RG174 Coax in 48 Inch

UNLESS OTHERWISE SPECIFIED LEADING DIMENSIONS ARE INCHES  
DIMENSIONS IN [ ] ARE MILLIMETERS

TOLERANCES:		CABLE LENGTH (L) TOLERANCES:	
.X = ±.2 [ .508 ]	FRACTIONS ± 1/32	L ≤ 12 [305] = +1 [25] / -0	
.XX = ±.02 [ .51 ]		12 [305] < L ≤ 60 [1524] = +2 [51] / -0	
.XXX = ±.005 [ .13 ]	ANGLES ± 1°	60 [1524] < L ≤ 120 [3048] = +4 [102] / -0	
		120 [3048] < L ≤ 300 [7620] = +6 [152] / -0	
		300 [7620] < L = +5%L / -0	

THIRD-ANGLE PROJECTION



THE INFORMATION AND DESIGN IN THIS DOCUMENT IS THE PROPERTY OF FAIRVIEW MICROWAVE CORPORATION. ALL RIGHTS RESERVED.

SHEET 1 OF 1

ALL DIMENSIONS SHOWN ARE FOR REFERENCE ONLY.

SCALE N/A

SIZE A	CAGE CODE 3FKR5	DRAWN BY K.DANG	ITEM NO. FMC00335	REV A
-----------	--------------------	--------------------	----------------------	----------

T-Rev.D