

## SMA Female to MMCX Jack Cable LMR-100 Coax in 100 CM

The SMA female to MMCX jack 100 cm cable using LMR-100 coax, part number FMC00332-100CM, from Fairview Microwave is in-stock and ships same day. This Fairview SMA to MMCX cable assembly has a female to jack gender configuration with 50 ohm flexible LMR-100A coax. Fairview Microwave's flexible RF cable assemblies are ideal for applications where tight bends and continual flexure are required. The FMC00332-100CM SMA female to MMCX jack cable assembly operates to 5.8 GHz. The double shielding of this Fairview cable assembly provides excellent shielding effectiveness of better than 90 dB.

Custom versions of most RF cable assemblies can be built and shipped same day. Custom cable assembly lengths can be obtained by specifying the desired length on the web site at time of order or by contacting a sales representative. Other RF cable assembly value added services including connector orientation or clocking, heat shrink booting and labeling are also available. RF testing can also be performed to document the electrical performance of your cable assembly.

### Electrical Specifications

Description	Min	Typ	Max	Units
Frequency Range	DC		5.8	GHz
VSWR			1.4:1	
Velocity of Propagation		66		%
RF Shielding	90			dB
Group Delay		1.54 [5.05]		ns/ft [ns/m]
Capacitance		30.8 [101.05]		pF/ft [pF/m]
Inductance		0.077 [0.25]		uH/ft [uH/m]
DC Resistance Inner Conductor		81 [265.75]		$\Omega$ /1000ft [ $\Omega$ /Km]
DC Resistance Outer Conductor		9.5 [31.17]		$\Omega$ /1000ft [ $\Omega$ /Km]
Jacket Spark			2,000	Vrms

### Performance by Frequency

Description	F1	F2	F3	F4	F5	Units
Frequency	0.25	0.5	1	2.5	5.8	GHz
Insertion Loss (Typ.)	0.58	0.74	0.99	1.51	2.3	dB

#### Electrical Specification Notes:

The Insertion Loss data above is based on the performance specifications of the coax cable and connectors used in this assembly. The Insertion Loss includes an estimated insertion loss of 0.1 dB per connector.

### Mechanical Specifications

#### Cable Assembly

Length\* 39.37 in [100 cm]

#### Cable

Cable Type LMR-100A  
 Impedance 50 Ohms  
 Inner Conductor Type Solid



### Configuration:

- SMA Female
- MMCX Jack
- LMR-100A

### Features:

- Max Frequency 5.8 GHz
- Shielding Effectivity > 90 dB
- 66% Phase Velocity
- Double Shielded
- PVC Jacket

### Applications:

- General Purpose
- Laboratory Use

Fairview Microwave  
 301 Leora Ln., Suite 100  
 Lewisville, TX 75056  
 Tel: 1-800-715-4396 / (972) 649-6678  
 Fax: (972) 649-6689  
[www.fairviewmicrowave.com](http://www.fairviewmicrowave.com)  
[sales@fairviewmicrowave.com](mailto:sales@fairviewmicrowave.com)

Inner Conductor Material and Plating	Copper Clad Steel
Dielectric Type	PE
Number of Shields	2
Shield Layer 1	Aluminum Tape
Shield Layer 2	Tinned Copper Braid
Jacket Material	PVC, Black
Jacket Diameter	0.11 in [2.79 mm]
One Time Minimum Bend Radius	0.25 in [6.35 mm]
Repeated Minimum Bend Radius	1 in [25.4 mm]
Bending Moment	0.1 lbs-ft [0.14 N-m]
Flat Plate Crush	10 lbs/in [0.18 Kg/mm]
Tensile Strength	15 lbs [6.8 Kg]

**Connectors**

Description	Connector 1	Connector 2
Type	SMA Female	MMCX Jack
Specification	MIL-STD-348A	BS EN 122340
Impedance	50 Ohms	50 Ohms
Contact Material & Plating	Beryllium Copper, Gold	Beryllium Copper, Gold
Contact Plating Spec.	50 µin minimum	30 µin minimum
Dielectric Type	PTFE	PTFE
Outer Cond Material & Plating	Brass, Gold	
Outer Cond Plating Spec.	3 µin minimum	
Body Material & Plating		Brass, Gold
Body Plating Spec.		3 µin minimum
Hex Size	4-Jan inch	

**Mechanical Specification Notes:**

\*All cable assemblies have a length tolerance of 1.5% or ± 3/8", whichever is greater.

**Environmental Specifications**
**Temperature**

Operating Range	-40 to +85 deg C
Storage Range	-70 to +85 deg C

**Compliance Certifications** (see [product page](#) for current document)

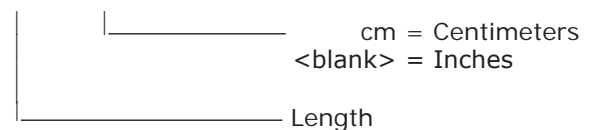
**Plotted and Other Data**

Notes:

**How to Order**

Part Number Configuration:

**FMC00332 - xx uu**



Example: FMC00332-12 = 12 inches long cable  
 FMC00332-100cm = 100 cm long cable

SMA Female to MMCX Jack Cable LMR-100 Coax in 100 CM from Fairview Microwave has same day shipment for domestic and International orders. Our RF, microwave and fiber optic products maintain a 99% availability and are part of the broadest selection in the industry.

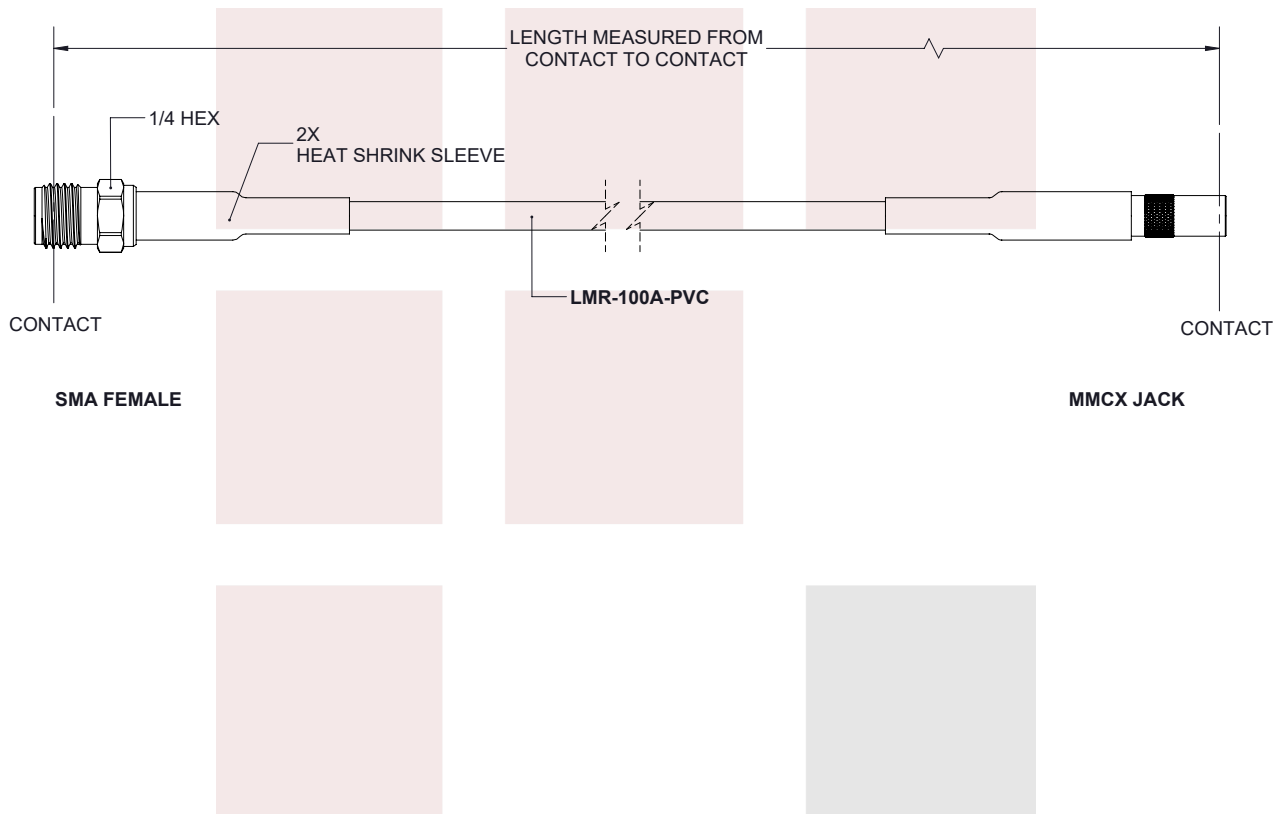
Click the following link to obtain additional part information: [SMA Female to MMCX Jack Cable LMR-100 Coax in 100 CM FMC00332-100CM](#)

URL: <https://www.fairviewmicrowave.com/sma-female-mmcx-jack-cable-lmr100-coax-fmc00332-100cm-p.aspx>

The information contained in this document is accurate to the best of our knowledge and representative of the part described herein. It may be necessary to make modifications to the part and/or the documentation of the part, in order to implement improvements. Fairview Microwave reserves the right to make such changes as required. Unless otherwise stated, all specifications are nominal. Fairview Microwave does not make any representation or warranty regarding the suitability of the part described herein for any particular purpose, and Fairview Microwave does not assume any liability arising out of the use of any part or documentation.



REVISIONS			
REV.	DESCRIPTION	DATE	APPROVED
A	INITIAL RELEASE	2/19/2020	S.ELLIS



THESE COMMODITIES, TECHNOLOGY OR SOFTWARE WERE EXPORTED FROM THE UNITED STATES IN ACCORDANCE WITH THE EXPORT ADMINISTRATION REGULATIONS. DIVERSION CONTRARY TO U.S. LAW PROHIBITED.

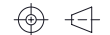
TITLE  
SMA Female to MMCX Jack Cable LMR-100 Coax in 100 CM

UNLESS OTHERWISE SPECIFIED LEADING DIMENSIONS ARE INCHES  
DIMENSIONS IN [ ] ARE MILLIMETERS

TOLERANCES: CABLE LENGTH (L) TOLERANCES:

.X = ±.2 [ .508 ]	FRACTIONS	L ≤ 12 [305] = +1 [25] / -0
.XX = ±.02 [ .51 ]	± 1/32	12 [305] < L ≤ 60 [1524] = +2 [51] / -0
.XXX = ±.005 [ .13 ]	ANGLES ± 1°	60 [1524] < L ≤ 120 [3048] = +4 [102] / -0
		120 [3048] < L ≤ 300 [7620] = +6 [152] / -0
		300 [7620] < L = +5%L / -0

THIRD-ANGLE PROJECTION



THE INFORMATION AND DESIGN IN THIS DOCUMENT IS THE PROPERTY OF FAIRVIEW MICROWAVE CORPORATION. ALL RIGHTS RESERVED.

SHEET 1 OF 1

ALL DIMENSIONS SHOWN ARE FOR REFERENCE ONLY.

SCALE N/A

SIZE A	CAGE CODE 3FKR5	DRAWN BY K.DANG	ITEM NO. FMC00332	REV A
-----------	--------------------	--------------------	----------------------	----------

T-Rev.D