

Low Loss N Male to TNC Male Cable LMR-400-UF Coax

The type N male to TNC male cable using LMR-400-UF coax, part number FMC00052, from Fairview Microwave is in-stock and ships same day. This Fairview type N to TNC cable assembly has a male to male gender configuration with 50 ohm flexible LMR-400-UF coax. Fairview Microwave's flexible RF cable assemblies are ideal for applications where tight bends and continual flexure are required. The FMC00052 type N male to TNC male cable assembly operates to 6 GHz. The double shielding of this Fairview cable assembly provides excellent shielding effectiveness of better than 90 dB.

Custom versions of most RF cable assemblies can be built and shipped same day. Custom cable assembly lengths can be obtained by specifying the desired length on the web site at time of order or by contacting a sales representative. Other RF cable assembly value added services including connector orientation or clocking, heat shrink booting and labeling are also available. RF testing can also be performed to document the electrical performance of your cable assembly.

Electrical Specifications

Description	Min	Typ	Max	Units
Frequency Range	DC		6	GHz
VSWR			1.4:1	
Velocity of Propagation		85		%
RF Shielding	90			dB
Group Delay		1.2 [3.94]		ns/ft [ns/m]
Capacitance		23.9 [78.41]		pF/ft [pF/m]
Inductance		0.06 [0.2]		uH/ft [uH/m]
DC Resistance Inner Conductor		1.07 [3.51]		Ω /1000ft [Ω /Km]
DC Resistance Outer Conductor		1.65 [5.41]		Ω /1000ft [Ω /Km]
Jacket Spark			8,000	Vrms

Performance by Frequency

Description	F1	F2	F3	F4	F5	Units
Frequency	0.25	0.5	1	2.5	6	GHz
Insertion Loss (Typ.)	0.02	0.03	0.05	0.08	0.13	dB/ft
	0.07	0.1	0.16	0.26	0.43	dB/m

Electrical Specification Notes:

Insertion Loss does not include the loss of the connectors. Insertion Loss is estimated as $0.06 \times \text{SQRT}(f\text{GHz})$ dB for the N Male connector and 0.1 dB for the TNC Male connector.

Mechanical Specifications

Cable Assembly

Weight 0.26 lbs [117.93 g]

Cable

Cable Type LMR-400-UF
 Impedance 50 Ohms
 Inner Conductor Type Stranded



Configuration:

- N Male
- TNC Male
- LMR-400-UF

Features:

- Max Frequency 6 GHz
- Shielding Effectivity > 90 dB
- 85% Phase Velocity
- Double Shielded
- TPE Jacket

Applications:

- General Purpose
- Laboratory Use

Fairview Microwave
 301 Leora Ln., Suite 100
 Lewisville, TX 75056
 Tel: 1-800-715-4396 / (972) 649-6678
 Fax: (972) 649-6689
www.fairviewmicrowave.com
sales@fairviewmicrowave.com

Inner Conductor Material and Plating	Copper
Dielectric Type	PE (F)
Number of Shields	2
Shield Layer 1	Aluminum Tape
Shield Layer 2	Tinned Copper Braid
Jacket Material	TPE, Black
Jacket Diameter	0.405 in [10.29 mm]
One Time Minimum Bend Radius	1 in [25.4 mm]
Repeated Minimum Bend Radius	4 in [101.6 mm]
Bending Moment	0.38 lbs-ft [0.52 N-m]
Flat Plate Crush	20 lbs/in [0.36 Kg/mm]
Tensile Strength	160 lbs [72.57 Kg]

Connectors

Description	Connector 1	Connector 2
Type	N Male	TNC Male
Impedance	50 Ohms	50 Ohms
Mating Cycles		500
Contact Material & Plating	Brass, Gold	Beryllium Copper, Gold
Contact Plating Spec.	3 µin minimum	
Dielectric Type	PTFE	PTFE
Outer Cond Material & Plating		Brass, Tri-Metal
Body Material & Plating	Brass, Nickel	Brass, Tri-Metal
Body Plating Spec.	100 µin minimum	
Coupling Nut Material & Plating	Brass, Nickel	Brass, Tri-Metal
Coupling Nut Plating Spec.	100 µin minimum	
Hex Size		5/8 inch

Environmental Specifications
Temperature

Operating Range -40 to +85 deg C

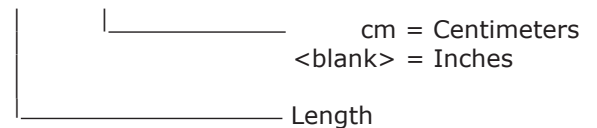
Compliance Certifications (see [product page](#) for current document)

Plotted and Other Data

Notes:

How to Order

Part Number Configuration:


FMC00052 - xx uu

 Example: FMC00052-12 = 12 inches long cable
 FMC00052-100cm = 100 cm long cable

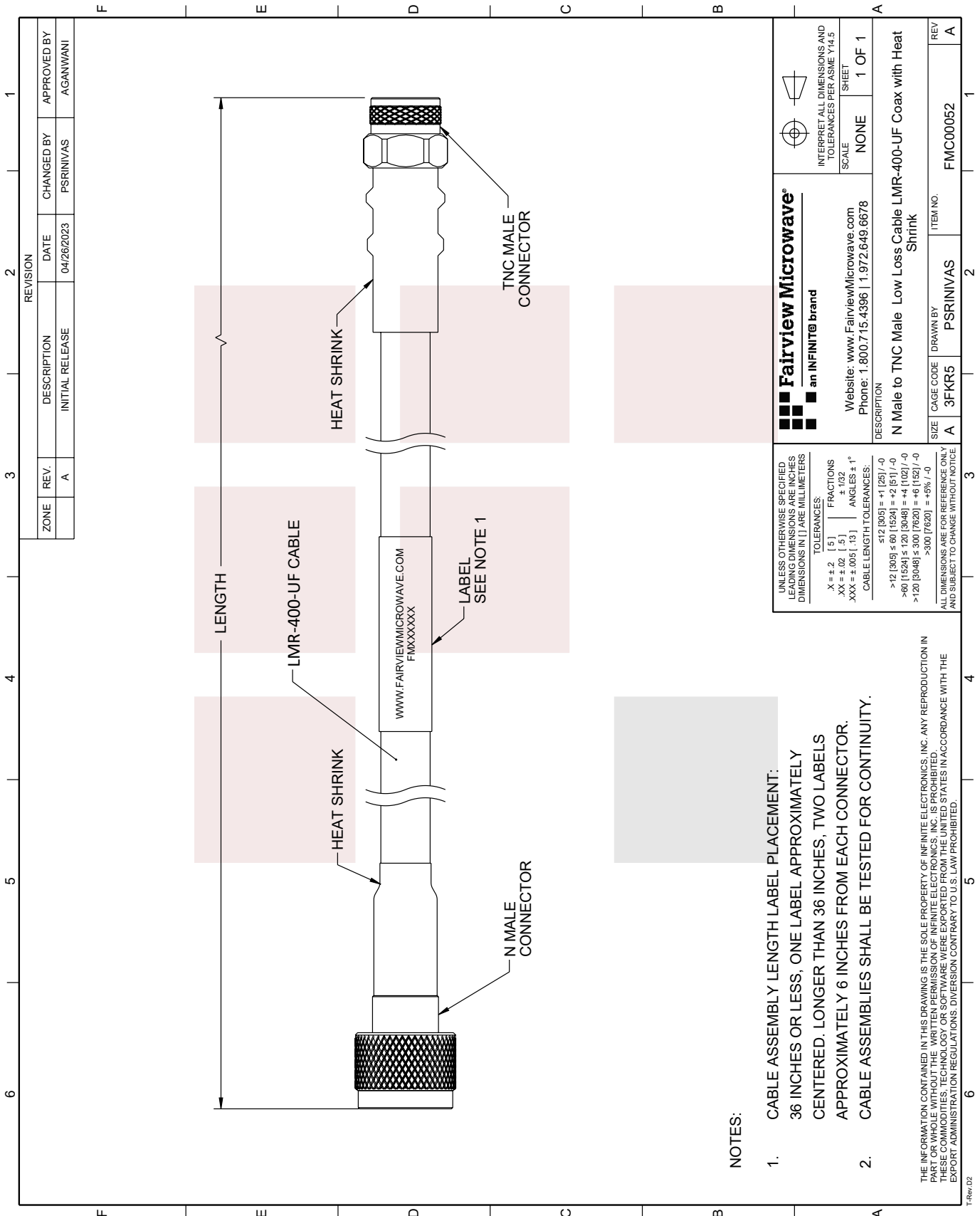
Low Loss N Male to TNC Male Cable LMR-400-UF Coax from Fairview Microwave has same day shipment for domestic and International orders. Our RF, microwave and millimeter wave products maintain a 99% availability and are part of the broadest selection in the industry.

Click the following link to obtain additional part information: [Low Loss N Male to TNC Male Cable LMR-400-UF Coax FMC00052](#)

URL: <https://www.fairviewmicrowave.com/low-loss-n-male-to-tnc-male-cable-lmr-400-uf-coax-fmc00052-p.aspx>

The information contained in this document is accurate to the best of our knowledge and representative of the part described herein. It may be necessary to make modifications to the part and/or the documentation of the part, in order to implement improvements. Fairview Microwave reserves the right to make such changes as required. Unless otherwise stated, all specifications are nominal. Fairview Microwave does not make any representation or warranty regarding the suitability of the part described herein for any particular purpose, and Fairview Microwave does not assume any liability arising out of the use of any part or documentation.





NOTES:

- CABLE ASSEMBLY LENGTH LABEL PLACEMENT:
36 INCHES OR LESS, ONE LABEL APPROXIMATELY CENTERED. LONGER THAN 36 INCHES, TWO LABELS APPROXIMATELY 6 INCHES FROM EACH CONNECTOR.
- CABLE ASSEMBLIES SHALL BE TESTED FOR CONTINUITY.

THE INFORMATION CONTAINED IN THIS DRAWING IS THE SOLE PROPERTY OF INFINITE ELECTRONICS, INC. ANY REPRODUCTION IN PART OR WHOLE WITHOUT THE WRITTEN PERMISSION OF INFINITE ELECTRONICS, INC. IS PROHIBITED. THESE COMMODITIES, TECHNOLOGY OR SOFTWARE WERE EXPORTED FROM THE UNITED STATES IN ACCORDANCE WITH THE EXPORT ADMINISTRATION REGULATIONS. DIVERSION CONTRARY TO U.S. LAW PROHIBITED.

UNLESS OTHERWISE SPECIFIED, LEADING DIMENSIONS ARE IN INCHES DIMENSIONS IN [] ARE MILLIMETERS

TOLERANCES:

.X ± .2	[.5]	FRACTIONS
.XX ± .02	[.13]	± 1/32
.XXX ± .005	[.13]	ANGLES ± 1°

CABLE LENGTH TOLERANCES:

≤ 12 [305]	± .125 [-0]
> 12 [305] ≤ 60 [1524]	± .25 [-0]
> 60 [1524] ≤ 120 [3048]	± .5 [-0]
> 120 [3048] ≤ 300 [7620]	± 1.0 [-0]
> 300 [7620]	± 2.0 [-0]

ALL DIMENSIONS ARE FOR REFERENCE ONLY AND SUBJECT TO CHANGE WITHOUT NOTICE

Fairview Microwave[®]
an INFINIT[®] brand

Website: www.FairviewMicrowave.com
Phone: 1.800.715.4396 | 1.972.649.6678

INTERPRET ALL DIMENSIONS AND TOLERANCES PER ASME Y14.5 SHEET SCALE NONE 1 OF 1

DESCRIPTION
N Male to TNC Male Low Loss Cable LMR-400-UJ Coax with Heat Shrink

SIZE	CAGE CODE	DRAWN BY	ITEM NO.
A	3FKR5	PSRINIVAS	FMC00052