


50 KHz to 26 GHz SMA Broadband Bias Tee, Rated to 750 mA and 25 Volts, DC BNC Connector

FMBT1637



Features

- General Purpose Broadband Bias Tee
- 50 KHz to 26 GHz Frequency Range
- Insertion Loss: 1.4 dB Typ
- Isolation: 50 dB typ
- VSWR: 1.5:1 typ
- 50 Ohms Input and Output Matched
- SMA Female RF Input Connector
- SMA Female RF Output Connector
- DC Connector: BNC Female
- Operational Temperature: +15°C to +30°C
- Rating: 0.75A max DC Current and +25V max DC Voltage

Applications

- Biasing for Antenna Amplifiers, Laser Diodes, Photo Diodes, Optical Modulators
- Test & Measurement
- SATCOM
- Wireless Communications Systems
- Power over Ethernet
- Base Stations and Radios

Description

The FMBT1637 is a Broadband Bias Tee that operates from 50 KHz to 26 GHz. This general purpose Bias Tee is used in applications that require a source of DC voltage and current to be injected into an RF circuit without affecting the RF signal through the main transmission path. The module is designed for a 50 ohm input/output impedance and displays impressive typical performance that includes 1.4 dB insertion loss, 50 dB RF to Bias Port Isolation, and 1.5:1 VSWR. The Bias Tee is rated for 0.75 Amps and +25 Volts max DC voltage. The compact package uses an SMA Female connector at the RF input and an SMA Female connector at the RF output. A Female BNC Connector is used for the DC Port. Operational Temperature is +15°C to +30°C.

Configuration


Design	Broadband
RF Port Connectors	SMA Female
DC Port Connector	BNC Female
DC/RF Port Connector	SMA Female

Electrical Specifications

Description	Min	Typ	Max	Units
Frequency Range	50KHz		26	GHz
Impedance		50		Ohms
VSWR		1.5:1	1.8:1	
Insertion Loss		1.4	3	dB
RF to Bias Isolation		50		dB
DC Voltage			25	Vdc
DC Current			750	mA
Rise Time		9		ps

Electrical Specification Notes:
Values at +25°C, sea level.

50 KHz to 26 GHz SMA Broadband Bias Tee, Rated
to 750 mA and 25 Volts, DC BNC Connector



FMBT1637

Mechanical Specifications

Size

Length	1.2 in [30.48 mm]
Width	0.63 in [16 mm]
Height	0.515 in [13.08 mm]
Weight	0.11 lbs [49.9 g]

Environmental Specifications

Temperature

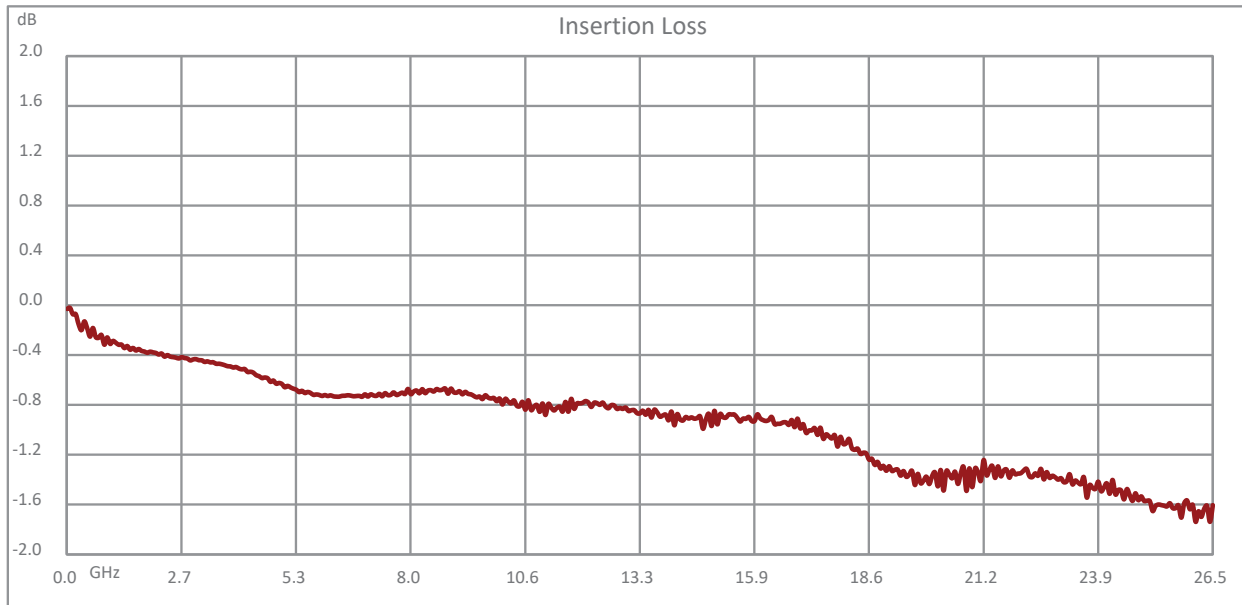
Operating Range	+15 to +30 deg C
-----------------	------------------

Compliance Certifications (see [product page](#) for current document)


Plotted and Other Data

Notes:

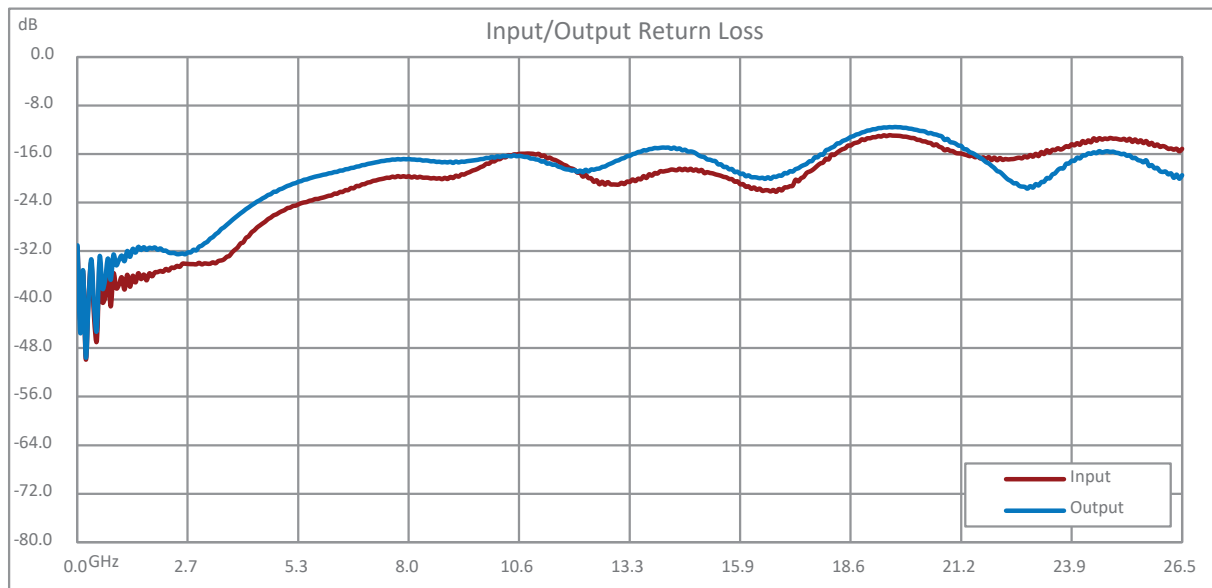
Typical Performance Data




50 KHz to 26 GHz SMA Broadband Bias Tee, Rated to 750 mA and 25 Volts, DC BNC Connector



FMBT1637



50 KHz to 26 GHz SMA Broadband Bias Tee, Rated to 750 mA and 25 Volts, DC BNC Connector



FMBT1637

50 KHz to 26 GHz SMA Broadband Bias Tee, Rated to 750 mA and 25 Volts, DC BNC Connector from Fairview Microwave is in-stock and available to ship same-day. All of our RF/microwave products are available off-the-shelf from our ISO 9001:2008 certified facilities in Lewisville, Texas. Fairview Microwave is RF on-demand.

For additional information on this product, please click the following link: [50 KHz to 26 GHz SMA Broadband Bias Tee, Rated to 750 mA and 25 Volts, DC BNC Connector FMBT1637](https://www.fairviewmicrowave.com/bias-tee-0.05-mhz-26-ghz-750-ma-25-volts-dc-fmbt1637-p.aspx)

URL: <https://www.fairviewmicrowave.com/bias-tee-0.05-mhz-26-ghz-750-ma-25-volts-dc-fmbt1637-p.aspx>

The information contained within this document is accurate to the best of our knowledge and representative of the part described herein. It may be necessary to make modifications to the part and/or the documentation of the part in order to implement improvements. Fairview Microwave reserves the right to make such changes as required. Unless otherwise stated, all specifications are nominal. Fairview Microwave does not make any representation or warranty regarding the suitability of the part described herein for any particular purpose, and Fairview Microwave does not assume liability arising out of the use of any part or document.

FMBT1637 CAD Drawing

50 KHz to 26 GHz SMA Broadband Bias Tee, Rated to 750 mA and 25 Volts, DC BNC Connector

