

WiFi 6e, 2400-2500/5150-7250 MHz 6 /
6 dBi, 4x4 MIMO Panel, N-Female

FMANFP1078



Features

- N Female Connector
- Outdoor Rated Panel Antenna
- 2 x Vertical + 2 x Horizontal Polarization
- 4x4 MIMO Functionality
- 2.4 GHz, 5 GHz, 6 GHz WiFi Bands
- 6 dBi gain

Applications

- Infotainment systems, Routers, WiFi hotspots, HD video transmission, Gateways, Dash cameras, Public transportation
- Connected cars or self-driving cars, Fleet management, Logistics
- Public Safety Networks
- WiFi 6e (802.11ax) networks
- IoT, Industrial IoT, Zigbee, Bluetooth, WiFi

Description

The FMANFP1078 WiFi 6e 4x4 MIMO Flat Panel Antenna from Fairview Microwave is a high performance directional antenna designed for the 2400 MHz to 7125 MHz bands and is available to ship same day. It features 4 (four) pigtailed terminated with Type N Female connectors for 4x4 MIMO applications. It is a UV protected, outdoor rated antenna with 60 degree horizontal half power beamwidth. The FMANFP1078 is ideally suited for 802.11 protocols including 802.11ax as well as IoT, Zigbee and Bluetooth.

The Fairview Microwave high performance flat panel FMANFP1078 is a rugged antenna providing broad coverage, low latency, increased network capacity and 6 dBi gain. This 4 port N Type Female flat panel directional antenna is suitable for commercial radios and access points in public and private networks that are equipped with N Male connectors. Fairview Microwave's FMANFP1078 supports 2.4, 5 and 6 GHz bands.

This WiFi 6e FMANFP1078 60 degree flat panel antenna with 4 N Type Female connectors, as well as our wide selection of superior quality RF parts, ships same day. Contact our knowledgeable and friendly technical support and sales staff for your answers on antennas or other Fairview Microwave products.

Configuration

Design	Flat Panel
Band Type	Dual
Radiation Pattern	Directional
Polarization	Vertical and Horizontal
Cable Type	RG58
Connector Type	N Female
Number of Ports	4

Electrical Specifications

Description	Minimum	Typical	Maximum	Units
Frequency Range	2,400		7,250	MHz
Input VSWR			2:1	
Impedance		50		Ohms
Port to Port Isolation	28			dB
Input Power			50	Watts

Specifications by Band

Description	Band 1	Band 2	Band 3	Band 4	Band 5	Units
Frequency	2.4 to 2.5	5.15 to 7.25				GHz

WiFi 6e, 2400-2500/5150-7250 MHz 6 /
6 dBi, 4x4 MIMO Panel, N-Female

FMANFP1078



Specifications by Band

Description	Band 1	Band 2	Band 3	Band 4	Band 5	Units
Gain	6	6				dBi
Horizontal HPBW	65	55				Degrees
Vertical HPBW	65	60				Degrees
Front to Back Ratio	20	20				

Mechanical Specifications

Radome Material	UV Resistant ABS
Size	
Length	0 in [0 mm]
Width	0 in [0 mm]
Height	0 in [0 mm]
Mounting Mast Diameter	1.57 to 2.36 in [39.88 to 59.94 mm]
Weight	3.415 lbs [1.55 kg]

Environmental Specifications

Temperature	
Operating Range	-40 to +70 deg C
Wind Survivability	124 MPH [199.56 KPH]
Humidity	5 to 95 %

Compliance Certifications (see [product page](#) for current document)

Plotted and Other Data

Notes:

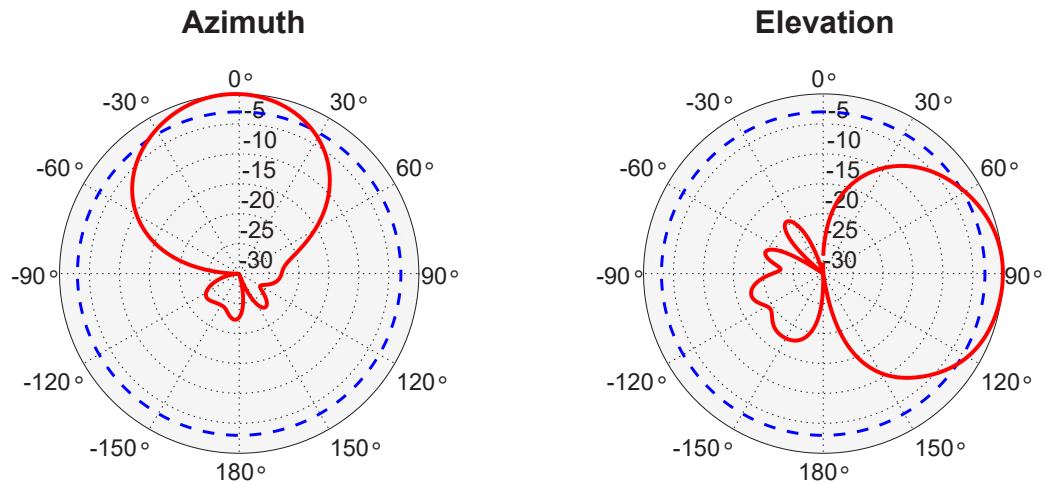
WiFi 6e, 2400-2500/5150-7250 MHz 6 /
6 dBi, 4x4 MIMO Panel, N-Female

FMANFP1078



Typical Radiation Pattern

Radiation Patterns of 2450 MHz

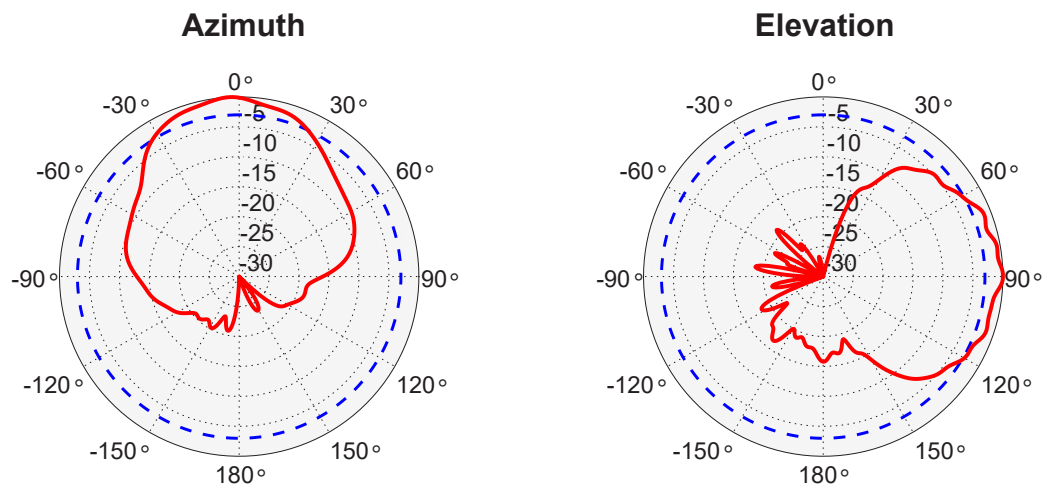


WiFi 6e, 2400-2500/5150-7250 MHz 6 /
6 dBi, 4x4 MIMO Panel, N-Female

FMANFP1078



Radiation Patterns of 5550 MHz

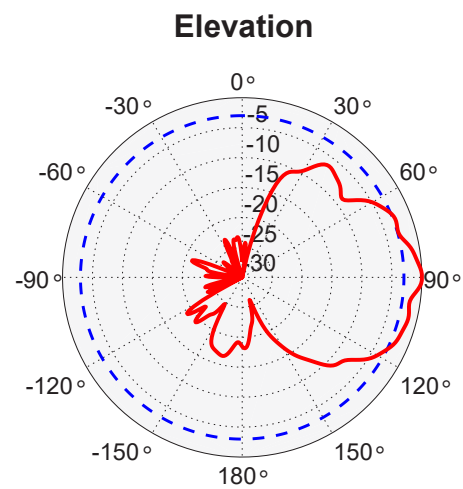
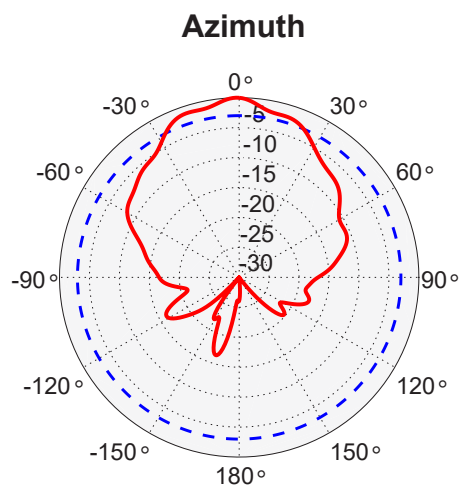


WiFi 6e, 2400-2500/5150-7250 MHz 6 /
6 dBi, 4x4 MIMO Panel, N-Female

FMANFP1078



Radiation Patterns of 7125 MHz



WiFi 6e, 2400-2500/5150-7250 MHz 6 /
6 dBi, 4x4 MIMO Panel, N-Female

FMANFP1078



Appendix

Electrical Downtilt: Angle in the antenna's elevation pattern in which the maximum gain occurs.

Gain: Antenna's average gain.

Front to Back Ratio @ 180°±30°: Average difference between the antenna's maximum gain and the maximum gain in the antenna's back lobe over ±30° angles.

Cross-polarization Ratio (dB): Typical difference between the co-polarization and cross-polarization gain across the sector's 3 dB Beam Width.

WiFi 6e, 2400-2500/5150-7250 MHz 6 / 6 dBi, 4x4 MIMO Panel, N-Female from Fairview Microwave is in-stock and available to ship same-day. All of our RF/microwave products are available off-the-shelf from our ISO 9001:2008 certified facilities in Lewisville, Texas. Fairview Microwave is RF on-demand.

For additional information on this product, please click the following link: [WiFi 6e, 2400-2500/5150-7250 MHz 6 / 6 dBi, 4x4 MIMO Panel, N-Female FMANFP1078](https://www.fairviewmicrowave.com/product/antennas/dbi-dualband-mimo-flat-panel-antenna-2400-7250-mhz-n-type-connector-fmanfp1078.html)

URL: <https://www.fairviewmicrowave.com/product/antennas/dbi-dualband-mimo-flat-panel-antenna-2400-7250-mhz-n-type-connector-fmanfp1078.html>

The information contained within this document is accurate to the best of our knowledge and representative of the part described herein. It may be necessary to make modifications to the part and/or the documentation of the part in order to implement improvements. Fairview Microwave reserves the right to make such changes as required. Unless otherwise stated, all specifications are nominal. Fairview Microwave does not make any representation or warranty regarding the suitability of the part described herein for any particular purpose, and Fairview Microwave does not assume liability arising out of the use of any part or document.

FMANFP1078 CAD Drawing

WiFi 6e, 2400-2500/5150-7250 MHz 6 / 6 dBi, 4x4 MIMO Panel, N-Female

