

30W Psat, 45 dB Gain, 0.7 GHz to 6 GHz, AC Powered Broadband GaAs GaN High Power Amplifier with Heatsink, Rack Mount, 110/220VAC, N



FMAMA5096

Features

- AC Powered Rack Mount Power Amplifier
- 700 MHz to 6 GHz
- Highly Linear GaAs and GaN Semiconductor Design
- Output Psat +45 dBm typ
- Output P1dB +44 dBm typ
- Small Signal Gain 45 dB typ
- Input VSWR 1.2:1 typ
- AC Supply 110-220VAC @ 710 mA
- Max RF Input Power (CW) +12 dBm
- 50 Ohm Design
- Integrated Heatsink and Cooling Fan
- RF Input and Output N-Type Female Connectors
- On/Off Switch with Indicator Light
- 15-pin D-sub connector for remote control from the rear panel
- Includes D-sub cable and two mounting screws for ease of integration
- Operational Temperature Range -40°C to +85°C
- Rugged MIL Grade Aluminum Package Design 19" wide x 2U height with Black Paint finish
- Guaranteed Environmental Test Conditions Altitude, Vibration, Humidity, Shock

Applications

- Test & Measurement
- 5G Communication
- Wireless Infrastructure
- Military & Commercial Communications
- Military Electronic Systems
- Research & Development
- Microwave Radio
- VSAT
- Fiber Optics

Description

The FMAMA5096 is an AC powered Rack Mount Power Amplifier that operates across a broadband frequency range from 700 MHz to 6 GHz. This 50 Ohm linear design utilizes GaAs and GaN semiconductor technology for high efficiency and exhibits impressive typical performance that includes 45 dB gain, +44 dBm P1dB, and +45 dBm Psat. Maximum RF input power (CW) is +12 dBm. The rugged MIL Grade rack mount aluminium package is 19" wide with 2U height, and finished in black paint. The front panel supports N-Type Female connectors at the RF input and output ports with an On/Off switch and indicator light. The rear panel supports an IEC 320-C14 AC power socket (IEC 320-C13 plug required), a dedicated package common ground connector, and now features a 15-pin D-sub interface to control the unit directly from the back panel. The module supports a wide operating AC voltage range from 110 VAC to 220 VAC with 710 mA supply current. Designed for high reliability, the package supports an integrated heatsink and cooling fan. The amplifier has an operational temperature range from -40 °C to +85 °C and meets a series of environmental test conditions including Altitude, Vibration, Humidity, and Shock.

Description	Min	Typ	Max	Unit
Frequency Range	0.7		6	GHz
Small Signal Gain	40	45		dB
Gain Flatness		±2		dB
Gain Variation Over Temperature		2.5		dB
Input Power (CW)			+12	dBm
Pout at Sat.		+45		dBm
Output Power at 1 dB Compression Point	+41	+44		dBm
Reverse Isolation		70		dB
Impedance (Input)		50		Ohms
Impedance (Output)		50		Ohms

30W Psat, 45 dB Gain, 0.7 GHz to 6 GHz, AC
Powered Broadband GaAs GaN High Power Amplifier
with Heatsink, Rack Mount, 110/220VAC, N



FMAMA5096

Description	Min	Typ	Max	Unit
Input VSWR		1.2:1		
TTL Control On	2.4		5	Volts
TTL Control Off	0		0.8	Volts
Supply Current (AC 110-220V)		710		
Operating Temperature Range	-40		+85	°C

Performance by Frequency

Biasing Up Procedure

Step 1	Connect input and output with 50 Ohm source and load with in band return loss better than 10dB.
Step 2	Connect AC Plug
Step 3	Flip switch to "ON" position

Power OFF Procedure

Step 1	Flip switch to "OFF" position
Step 2	Remove AC Plug
Step 3	Remove RF Connection

Electrical Specification Notes:

HIGH/LOW voltages are standard TTL signals 0V to 0.8V = LOW. 2.8V to 5V = HIGH. Input current is 10uA.

Matching connector and cable will be shipped with the product.

Indicator output signals can source 24mA.

Absolute Maximum Rating

Parameter	Rating
Operating Voltage	110 to 240V AC
RF Input Power (RFIN)*	+12dBm

*Note: Maximum RF input power is defined to protect the amplifier from damage. Input power may be increased at the users own risk to achieve the full output power of the amplifier. Please reference gain and power curves and monitor the temperature

Mechanical Specifications

Size

Length	20.87 in [530.1 mm]
Width	16.4 in [416.56 mm]
Height	3.48 in [88.39 mm]
Weight	28 lbs [12.7 kg]
Input Connector	N Female
Output Connector	N Female

30W Psat, 45 dB Gain, 0.7 GHz to 6 GHz, AC
Powered Broadband GaAs GaN High Power Amplifier
with Heatsink, Rack Mount, 110/220VAC, N



FMAMA5096

Environmental Specifications

Temperature

Operating Range

-40 to +85 deg C

Storage Range

-50 to +105 deg C

Humidity

100% RH at 35°C, 95% RH at 40°C

Shock

20G for 11 msec half sinewave, 3 axis both directions

Vibration

25g RMA (15 degrees 2KHz) endurance, 1 hour per axis

Altitude

30,000 ft

Compliance Certifications (see [product page](#) for current document)

Plotted and Other Data

Notes:

- Values at 25 °C, sea level

30W Psat, 45 dB Gain, 0.7 GHz to 6 GHz, AC
Powered Broadband GaAs GaN High Power Amplifier
with Heatsink, Rack Mount, 110/220VAC, N



FMAMA5096

Amplifier Power-up Precautions

- 1.) Confirm that proper ESD precautions and controls are always in place before handling any Amplifier module.
- 2.) Confirm adequate thermal management is in place to effectively dissipate heat away from the Amplifier package. The Amplifier operational baseplate temperature must be within the operational temperature range stated in the Amplifier datasheet. Depending on the design and thermal requirements, using a heatsink with cooling fan is always recommended for safe reliable operation. A heat sink without a cooling fan may also be used. Damage caused from overheating will void the warranty.
- 3.) Confirm adequate system grounding is established. The DC power supply and Amplifier must have a common ground in order to operate properly.
- 4.) Power Amplifiers may require additional DC Current when initially powered-up. Depending on the design, the input current draw could range from an additional 10% to 100% above the maximum rated DC current of the Amplifier. This varies based on product part number.
- 5.) Confirm the DC power supply, if limited, is set to allow for additional start-up current that's rated for the Power Amplifier.
- 6.) Confirm the system is designed and calibrated for 50 ohms. Any impedance mismatch may cause performance issues.
- 7.) Perform a CALIBRATION (if required) with the loads before connecting the Amplifier to the Network Analyzer to ensure proper performance.
- 8.) Use a fixed attenuator between the signal source and input port of the Amplifier to optimize the input VSWR match.
- 9.) Confirm the input power level at the input port of the amplifier does not exceed the maximum rated limit for input power (as stated in the Amplifier datasheet).
 P_{in} for Small Signal Gain = P1dB-SSG-10 dB
 P_{in} for P1dB = P1dB-SSG+1 dB
- 10.) Confirm the Network Analyzer is always connected to the Amplifier first before DC power is applied to the Amplifier.
- 11.) As long as the input and output ports of the amplifier are connected to a 50Ohm load and RF signal power is applied, the Amplifier can be powered up with DC voltage.
- 12.) Confirm the Amplifier output load is matched for a 50 Ohm impedance and will not exceed the maximum rated VSWR or Return Loss limit for the Amplifier. Exceeding the maximum rated VSWR or Return Loss limit will result in reflected signal power that could damage the Amplifier and void the warranty.
- 13.) **Power Amplifier connected to an Antenna for signal transmission** - It's strongly recommended to use a high power fixed attenuator pad or an Isolator between the output port of the Amplifier and input port to the antenna. Any reflected signal power due to impedance mismatch will likely damage the Amplifier and void the warranty.
- 14.) The attenuator or isolator used at the output port of the Amplifier must be rated to handle the output power level and operational frequency band of the amplifier.

30W Psat, 45 dB Gain, 0.7 GHz to 6 GHz, AC
Powered Broadband GaAs GaN High Power Amplifier
with Heatsink, Rack Mount, 110/220VAC, N



FMAMA5096

Typical Performance Data

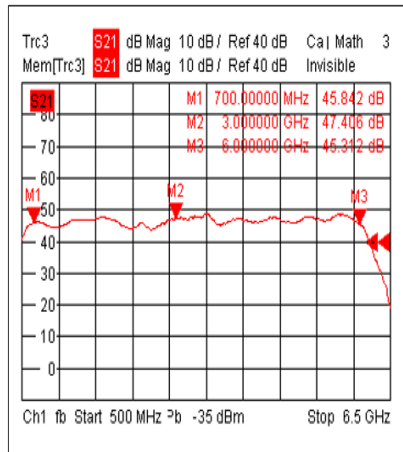
Pin #	Name	Function	Initial State	Description
1,2,5,6,7,8,9,10,12,13		NC		NC
3,11	GND	Ground	GND	Ground
4	PA Off	Indicator	LOW	Pin will be latched to logic HIGH when any of the protection limit is reached
14	Shutdown	Control	LOW	Applying logic high to <u>shutdown</u> the amplifier
15	Reset	Control	HIGH	Resets PA when logic LOW is applied for five more seconds and released

30W Psat, 45 dB Gain, 0.7 GHz to 6 GHz, AC
Powered Broadband GaAs GaN High Power Amplifier
with Heatsink, Rack Mount, 110/220VAC, N

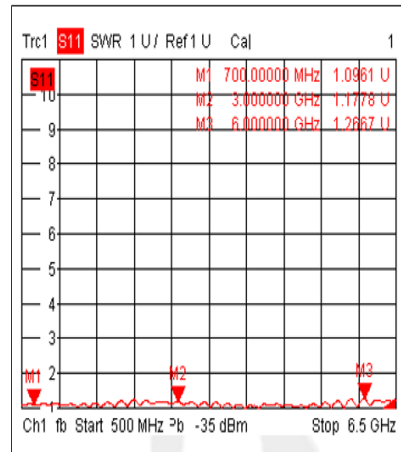


FMAMA5096

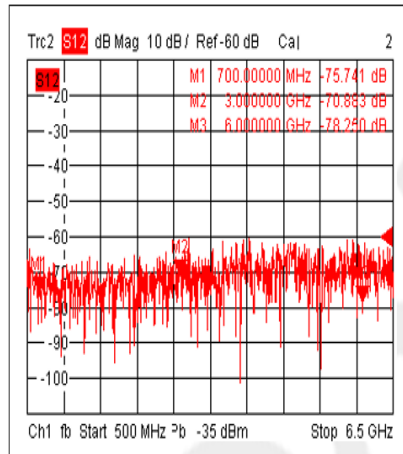
Gain



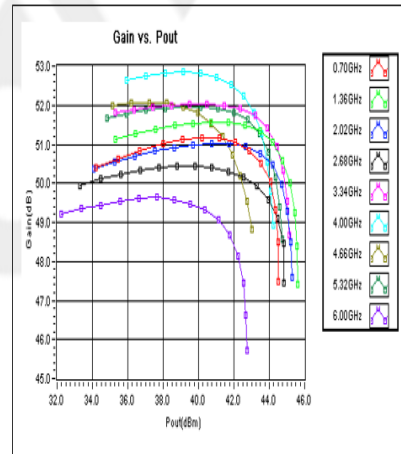
Input VSWR



Isolation



Gain vs. Output Power

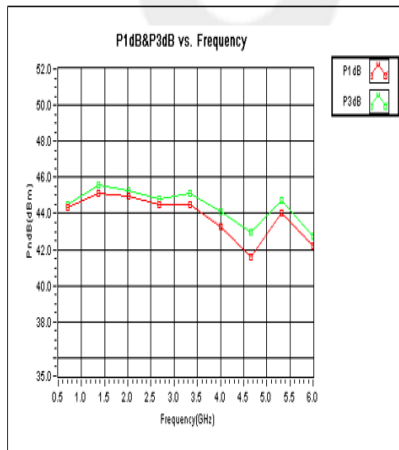


30W Psat, 45 dB Gain, 0.7 GHz to 6 GHz, AC
Powered Broadband GaAs GaN High Power Amplifier
with Heatsink, Rack Mount, 110/220VAC, N

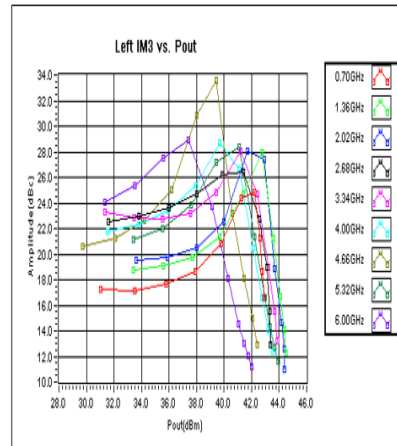


FMAMA5096

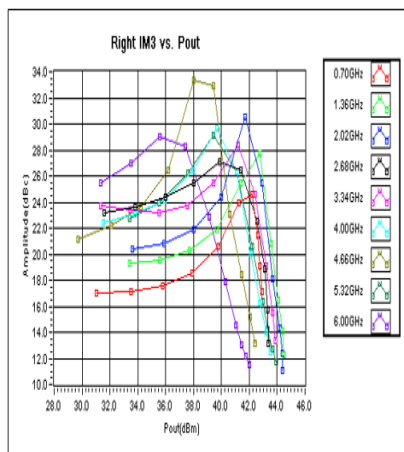
P1dB & P3dB vs. Frequency



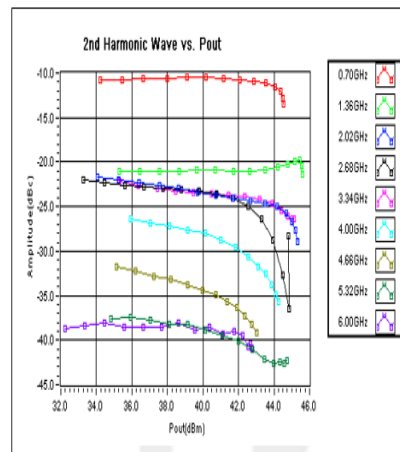
Left IM3 vs. Pout



Right IM3 vs. Pout



2nd Harmonic Wave Output Power

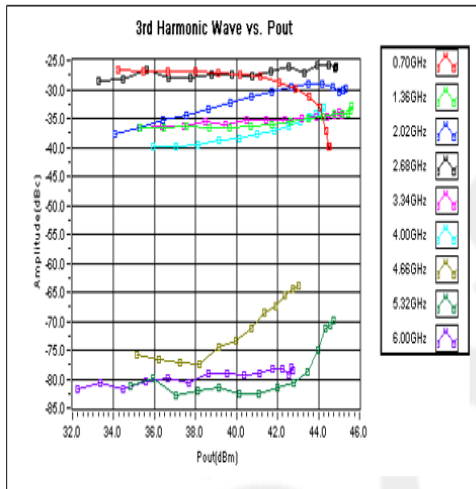


30W Psat, 45 dB Gain, 0.7 GHz to 6 GHz, AC
Powered Broadband GaAs GaN High Power Amplifier
with Heatsink, Rack Mount, 110/220VAC, N

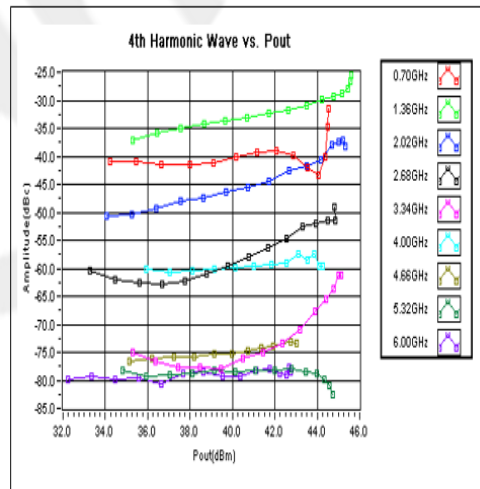


FMAMA5096

3rd Harmonic Wave Output Power



4th Harmonic Wave Output Power



30W Psat, 45 dB Gain, 0.7 GHz to 6 GHz, AC Powered Broadband GaAs GaN High Power Amplifier with Heatsink, Rack Mount, 110/220VAC, N from Fairview Microwave is in-stock and available to ship same-day. All of our RF/microwave products are available off-the-shelf from our ISO 9001:2008 certified facilities in Lewisville, Texas. Fairview Microwave is RF on-demand.

For additional information on this product, please click the following link: [30W Psat, 45 dB Gain, 0.7 GHz to 6 GHz, AC Powered Broadband GaAs GaN High Power Amplifier with Heatsink, Rack Mount, 110/220VAC, N FMAMA5096](https://www.fairviewmicrowave.com/medium-power-amplifier-3watt-32db-fmama5096-p.aspx)

URL: <https://www.fairviewmicrowave.com/medium-power-amplifier-3watt-32db-fmama5096-p.aspx>

The information contained within this document is accurate to the best of our knowledge and representative of the part described herein. It may be necessary to make modifications to the part and/or the documentation of the part in order to implement improvements. Fairview Microwave reserves the right to make such changes as required. Unless otherwise stated, all specifications are nominal. Fairview Microwave does not make any representation or warranty regarding the suitability of the part described herein for any particular purpose, and Fairview Microwave does not assume liability arising out of the use of any part or document.

FMAMA5096 CAD Drawing

30W Psat, 45 dB Gain, 0.7 GHz to 6 GHz, AC Powered Broadband GaAs GaN
High Power Amplifier with Heatsink, Rack Mount, 110/220VAC, N

