


WR-90 Waveguide Standard Gain Horn Antenna
Operating from 8.2 GHz to 12.4 GHz with a Nominal
25 dBi Gain with UG-135/U Square Cover Flange



FM9856B-25

Features

- WR-90 Rectangular Waveguide Interface
- 8.2 GHz to 12.4 GHz
- 25 dBi Nominal Gain
- UG-135/U Square Cover Flange

Applications

- Antenna Measurements
- Wireless Communication
- Laboratory Use
- Microwave Radio System

Description

Fairview Microwave's FM9856B-25 WR-90 waveguide horn is also known as a waveguide horn antenna. This WR-90 standard gain horn waveguide antenna has a nominal gain of 25 dBi. Our waveguide horn can operate at frequencies ranging from 8.2 to 12.4 GHz. The standard gain horn antenna has a typical VSWR of 1.5:1 and is suitable for test and measurement industries. This 25 dBi waveguide horn from Fairview Microwave has an overall length of 22.5 inches, a width of 9.83 inches, and a weight of 2 lbs. Our WR-90 waveguide horn antenna has a typical vertical beam width of 8 degrees and a horizontal beam width of 8 degrees at 3 dB.

Our antenna comes with a UG-135/U square cover flange and is built to precise microwave and millimeter wave horn antenna design specifications. This WR-90 standard gain horn antenna has an aluminum body. Additional dimensions and specifications for this antenna are on our downloadable PDF datasheet.

This WR-90 waveguide horn antenna with 25 dBi gain is part of over one million RF, microwave, and millimeter wave components available from Fairview Microwave. Our horn antenna can ship worldwide on the same business day as it is purchased with our other available RF parts. For further information on similar products, our expert technical support and knowledgeable sales team can help you get the ideal waveguide horn that meets your requirements.

Configuration

Design: WR-90 Standard Gain Horn
Pattern: Directional


Electrical Specifications

Description	Minimum	Typical	Maximum	Units
Frequency Range	8.2		12.4	GHz
Nominal Gain		25		dBi
Horizontal Half Power Beam Width		8		Degrees
Vertical Half Power Beam Width		8		
VSWR		1.5:1		

Mechanical Specifications

Size:
Length: 22.5 in [571.5 mm]
Width: 9.83 in [249.68 mm]
Height: 7.29 in [185.17 mm]
Weight: 2 lbs [907.18 g]

WR-90 Waveguide Standard Gain Horn Antenna
Operating from 8.2 GHz to 12.4 GHz with a Nominal
25 dBi Gain with UG-135/U Square Cover Flange



FM9856B-25

Waveguide Interface


Waveguide Size	WR-90
Flange Type	Square Cover
Flange Designation	UG-135/U
Body Material and Plating	Aluminum, Paint

Compliance Certifications (see [product page](#) for current document)

Plotted and Other Data

Notes:

WR-90 Waveguide Standard Gain Horn Antenna
Operating from 8.2 GHz to 12.4 GHz with a Nominal
25 dBi Gain with UG-135/U Square Cover Flange

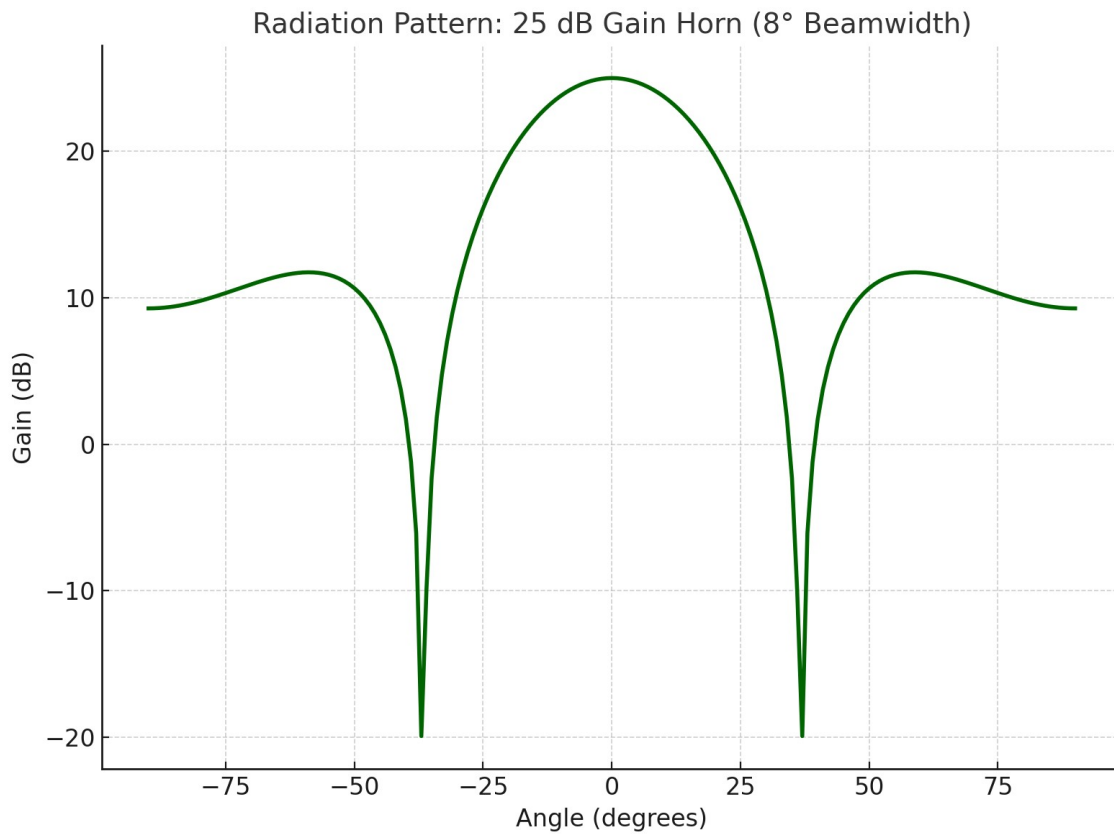


FM9856B-25


Typical Performance Data

25 dB STANDARD GAIN HORN

Typical Radiation Pattern



WR-90 Waveguide Standard Gain Horn Antenna
Operating from 8.2 GHz to 12.4 GHz with a Nominal
25 dBi Gain with UG-135/U Square Cover Flange



FM9856B-25

WR-90 Waveguide Standard Gain Horn Antenna Operating from 8.2 GHz to 12.4 GHz with a Nominal 25 dBi Gain with UG-135/U Square Cover Flange from Fairview Microwave is in-stock and available to ship same-day. All of our RF/microwave products are available off-the-shelf from our ISO 9001:2008 certified facilities in Lewisville, Texas. Fairview Microwave is RF on-demand.

For additional information on this product, please click the following link: [WR-90 Waveguide Standard Gain Horn Antenna Operating from 8.2 GHz to 12.4 GHz with a Nominal 25 dBi Gain with UG-135/U Square Cover Flange FM9856B-25](https://www.fairviewmicrowave.com/wr-90-waveguide-standard-gain-horn-25-dbi-ug-135-fm9856b-25-p.aspx)

URL: <https://www.fairviewmicrowave.com/wr-90-waveguide-standard-gain-horn-25-dbi-ug-135-fm9856b-25-p.aspx>

The information contained within this document is accurate to the best of our knowledge and representative of the part described herein. It may be necessary to make modifications to the part and/or the documentation of the part in order to implement improvements. Fairview Microwave reserves the right to make such changes as required. Unless otherwise stated, all specifications are nominal. Fairview Microwave does not make any representation or warranty regarding the suitability of the part described herein for any particular purpose, and Fairview Microwave does not assume liability arising out of the use of any part or document.

FM9856B-25 CAD Drawing

WR-90 Waveguide Standard Gain Horn Antenna Operating from 8.2 GHz to 12.4 GHz with a Nominal 25 dBi Gain with UG-135/U Square Cover Flange

