

Lead Free 1553 TRB 3-Lug Jack to TRT Threaded Plug Cable 78 Ohm FMBC-30-02001 Coax in 12 Inch

The 78 ohm TRB 3-Lug jack to 78 ohm TRT Threaded plug 12 inch cable using 78 ohm FMBC-30-02001 twinax, part number FM3MSA00563-12, from Fairview Microwave is in-stock and ships same day. This Fairview TRB 3-Lug to TRT Threaded cable assembly has a jack to plug gender configuration with 78 ohm flexible FMBC-30-02001 twinax. Fairview Microwave's flexible RF cable assemblies are ideal for applications where tight bends and continual flexure are required. The FM3MSA00563-12 TRB 3-Lug jack to TRT Threaded plug cable assembly operates to 400 MHz.

Custom versions of most RF cable assemblies can be built and shipped same day. Custom cable assembly lengths can be obtained by specifying the desired length on the web site at time of order or by contacting a sales representative. Other RF cable assembly value added services including connector orientation or clocking, heat shrink booting and labeling are also available. RF testing can also be performed to document the electrical performance of your cable assembly.

Electrical Specifications

| Description | Min | Typ | Max | Units |
|------------------------|-----|--------------|-------|--------------|
| Frequency Range | DC | | 400 | MHz |
| Capacitance | | 19.7 [64.63] | | pF/ft [pF/m] |
| Operating Voltage (AC) | | | 1,000 | Vrms |

Performance by Frequency

| Description | F1 | F2 | F3 | F4 | F5 | Units |
|-----------------------|-------|------|-------|------|------|-------|
| Frequency | 10 | 50 | 100 | 200 | 400 | MHz |
| Insertion Loss (Typ.) | 0.221 | 0.25 | 0.275 | 0.31 | 0.36 | dB |

Electrical Specification Notes:

The Insertion Loss data above is based on the performance specifications of the coax and connectors used in this assembly. The Insertion Loss includes an estimated insertion loss of 0.1 dB per connector.

Mechanical Specifications

Cable Assembly

| | |
|---------|---------------------|
| Length* | 12 in [304.8 mm] |
| Weight | 0.178 lbs [80.74 g] |

Cable

| | |
|--------------------------------------|----------------------|
| Cable Type | FMBC-30-02001 |
| Impedance | 78 Ohms |
| Inner Conductor Type | Stranded |
| Inner Conductor Material and Plating | Copper, Silver |
| Dielectric Type | PE |
| Shield Layer 1 | Silver Plated Copper |
| Jacket Material | PVC, Blue |

| | |
|------------------------------|--------------------|
| One Time Minimum Bend Radius | 2.42 in [61.47 mm] |
|------------------------------|--------------------|



Configuration:

- TRB 3-Lug Jack
- TRT Threaded Plug
- FMBC-30-02001

Features:

- Max Frequency 400 MHz
- PVC Jacket
- MIL-STD-1553
- -20°C to +75°C
- 78 ohms

Applications:

- General Purpose
- Laboratory Use
- MIL-STD-1553
- Data

Fairview Microwave
 301 Leora Ln., Suite 100
 Lewisville, TX 75056
 Tel: 1-800-715-4396 / (972) 649-6678
 Fax: (972) 649-6689
www.fairviewmicrowave.com
sales@fairviewmicrowave.com

Connectors

| Description | Connector 1 | Connector 2 |
|-------------------------------|------------------------------|------------------------------|
| Type | TRB 3-Lug Jack Bayonet | TRT Threaded Plug Threaded |
| Impedance | 78 Ohms | 78 Ohms |
| Contact Material & Plating | Bronze, Gold 30 micro inches | Bronze, Gold 30 micro inches |
| Contact Plating Spec. | ASTM-B-488 | ASTM-B-488 |
| Dielectric Type | Teflon | Teflon |
| Outer Cond Material & Plating | Phosphor Bronze, Gold | Phosphor Bronze, Gold |
| Outer Cond Plating Spec. | 30 micro inches | 30 micro inches |
| Body Material & Plating | Brass, Nickel | Brass, Nickel |
| Body Plating Spec. | ASTM-B-733 | ASTM-B-733 |

Environmental Specifications
Temperature

Operating Range -20 to +75 deg C

Compliance Certifications (see [product page](#) for current document)

Plotted and Other Data

Notes:

How to Order

Part Number Configuration: **FM3MSA00563 - xx uu**

cm = Centimeters
<blank> = Inches

Length

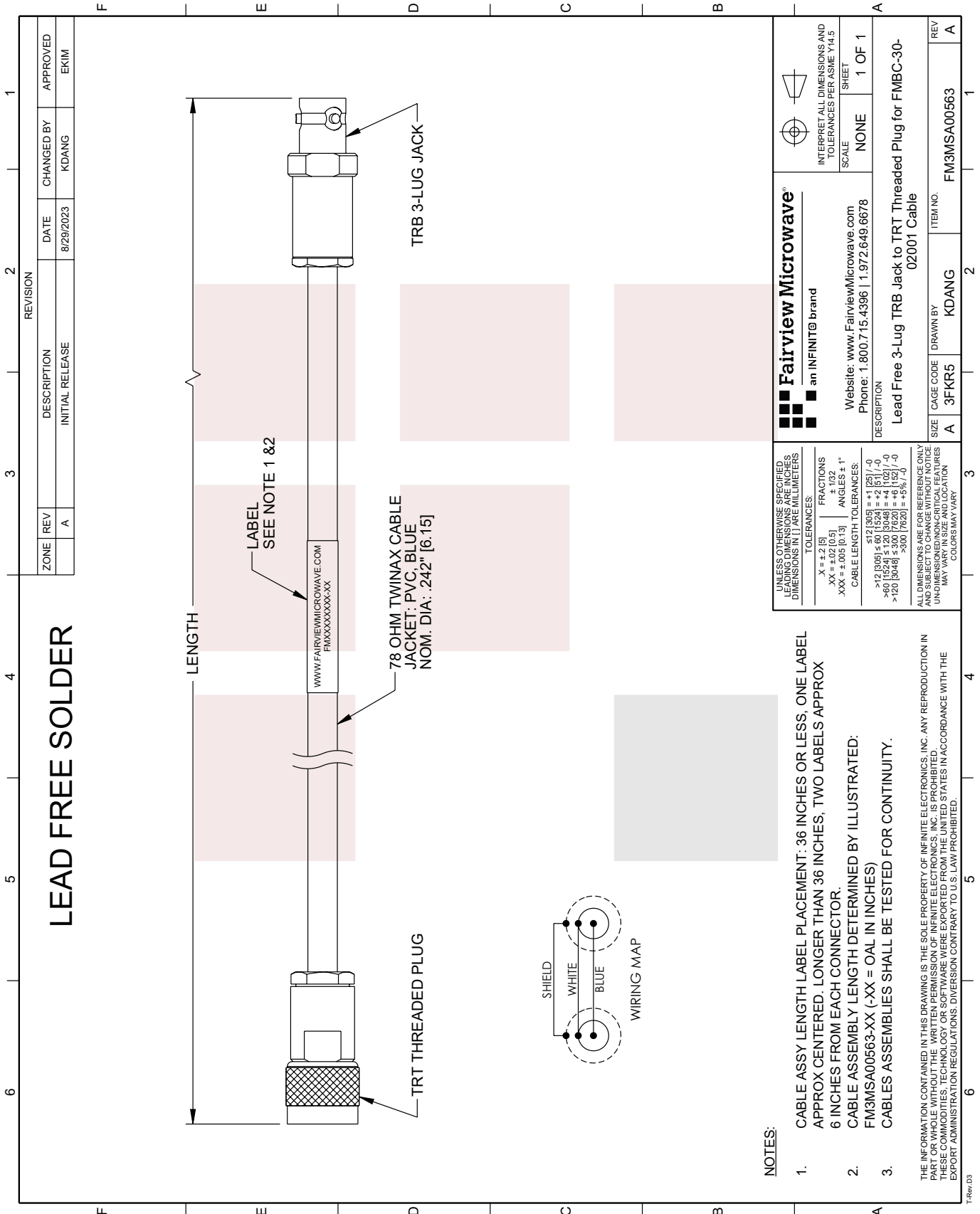
Example: FM3MSA00563-12 = 12 inches long cable
FM3MSA00563-100cm = 100 cm long cable

Lead Free 1553 TRB 3-Lug Jack to TRT Threaded Plug Cable 78 Ohm FMBC-30-02001 Coax in 12 Inch from Fairview Microwave has same day shipment for domestic and International orders. Our RF, microwave and millimeter wave products maintain a 99% availability and are part of the broadest selection in the industry.

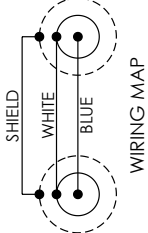
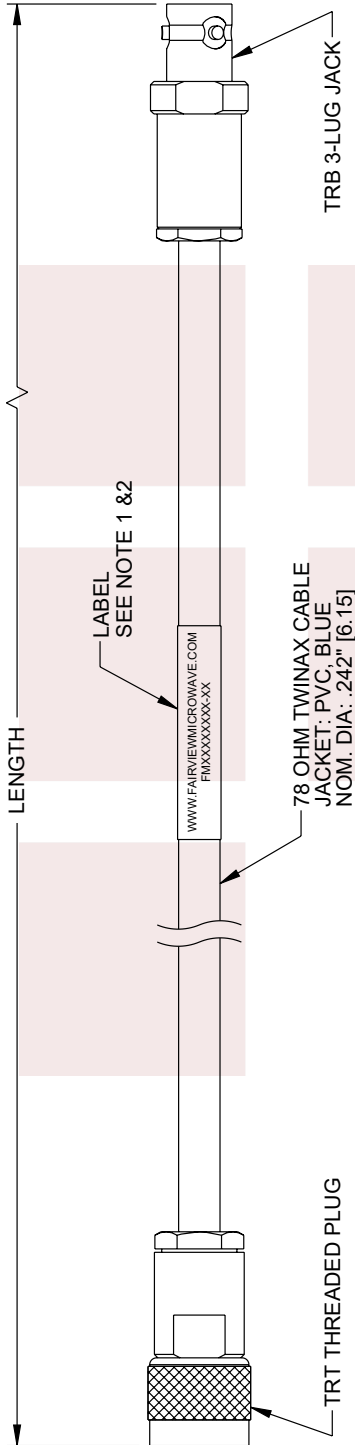
Click the following link to obtain additional part information: [Lead Free 1553 TRB 3-Lug Jack to TRT Threaded Plug Cable 78 Ohm FMBC-30-02001 Coax in 12 Inch FM3MSA00563-12](#)

URL: <https://www.fairviewmicrowave.com/lead-free-1553-trb-3-lug-jack-to-trt-threaded-plug-cable-78-ohm-fm3msa00563-12-p.aspx>

The information contained in this document is accurate to the best of our knowledge and representative of the part described herein. It may be necessary to make modifications to the part and/or the documentation of the part, in order to implement improvements. Fairview Microwave reserves the right to make such changes as required. Unless otherwise stated, all specifications are nominal. Fairview Microwave does not make any representation or warranty regarding the suitability of the part described herein for any particular purpose, and Fairview Microwave does not assume any liability arising out of the use of any part or documentation.



LEAD FREE SOLDER



NOTES:

1. CABLE ASSY LENGTH LABEL PLACEMENT: .36 INCHES OR LESS, ONE LABEL APPROX CENTERED. LONGER THAN 36 INCHES, TWO LABELS APPROX 6 INCHES FROM EACH CONNECTOR.
2. CABLE ASSEMBLY LENGTH DETERMINED BY ILLUSTRATED: FM3MSA00563-XX (-XX = OAL IN INCHES)
3. CABLES ASSEMBLIES SHALL BE TESTED FOR CONTINUITY.

THE INFORMATION CONTAINED IN THIS DRAWING IS THE SOLE PROPERTY OF INFINITE ELECTRONICS, INC. ANY REPRODUCTION IN PART OR WHOLE WITHOUT THE WRITTEN PERMISSION OF INFINITE ELECTRONICS, INC. IS PROHIBITED. THESE COMMODITIES, TECHNOLOGY OR SOFTWARE WERE EXPORTED FROM THE UNITED STATES IN ACCORDANCE WITH THE EXPORT ADMINISTRATION REGULATIONS. DIVERSION CONTRARY TO U.S. LAW PROHIBITED.

| | |
|---|------------------|
| UNLESS OTHERWISE SPECIFIED, LEADING DIMENSIONS ARE IN INCHES. DIMENSIONS IN [] ARE MILLIMETERS | |
| TOLERANCES: | |
| .X = ±.2 [5] | FRACTIONS ± 1/32 |
| .XX = ±.02 [0.5] | ANGLES ± 1° |
| .XXX = ±.005 [0.13] | |
| CABLE LENGTH TOLERANCES: | |
| <12 [305] = ±.1 [25] / -0 | |
| <12 [305] ≤ 60 [1524] = ±.2 [51] / -0 | |
| <12 [305] ≤ 300 [7620] = ±.6 [152] / -0 | |
| >120 [3046] ≤ 300 [7620] = ±.6 [152] / -0 | |
| >300 [7620] = ±.5% / -0 | |
| ALL DIMENSIONS ARE FOR REFERENCE ONLY AND SUBJECT TO CHANGE WITHOUT NOTICE UNLESS OTHERWISE SPECIFIED. UN-DIMENSIONED CRITICAL FEATURES MAY VARY IN SIZE AND LOCATION. COLORS MAY VARY. | |

| | | |
|---|------------------|--|
| <p>Fairview Microwave an INFINIT[®] brand</p> <p>Website: www.FairviewMicrowave.com Phone: 1.800.715.4396 1.972.649.6678</p> | | <p>INTERPRET ALL DIMENSIONS AND TOLERANCES PER ASME Y14.5 SHEET</p> <p>SCALE: NONE</p> <p>1 OF 1</p> |
| <p>DESCRIPTION: Lead Free 3-Lug TRB Jack to TRT Threaded Plug for FMBC-30-02001 Cable</p> | | |
| SIZE: A | CAGE CODE: 3FKR5 | ITEM NO.: FM3MSA00563 |
| DRAWN BY: KDANG | REV: A | |