

Lead Free 3-Lug TRB Jack with Blunt Cut for 78 Ohm M17/176-00002, 48" Cable

The 78 ohm TRB 3-Lug jack to Blunt cut genderless 48 inch cable using 78 ohm M17/176-00002 twinax, part number FM3MSA00447-48, from Fairview Microwave is in-stock and ships same day. This Fairview TRB 3-Lug to Blunt Cut cable assembly has a jack to genderless gender configuration with 78 ohm flexible M17/176-00002 twinax. Fairview Microwave's flexible RF cable assemblies are ideal for applications where tight bends and continual flexure are required. The FM3MSA00447-48 TRB 3-Lug jack to Blunt cut genderless cable assembly operates to 10 MHz.

Custom versions of most RF cable assemblies can be built and shipped same day. Custom cable assembly lengths can be obtained by specifying the desired length on the web site at time of order or by contacting a sales representative. Other RF cable assembly value added services including connector orientation or clocking, heat shrink booting and labeling are also available. RF testing can also be performed to document the electrical performance of your cable assembly.

Electrical Specifications

Description	Min	Typ	Max	Units
Frequency Range	DC		10	MHz
Capacitance		24 [78.74]		pF/ft [pF/m]
Operating Voltage (AC)			750,000	Vrms

Mechanical Specifications

Cable Assembly

Length*	48 in [121.92 cm]
Weight	0.128 lbs [58.06 g]

Cable

Cable Type	M17/176-00002
Impedance	78 Ohms
Inner Conductor Type	Stranded
Inner Conductor Material and Plating	Copper, Silver
Dielectric Type	PTFE
Shield Layer 1	Silver Plated Copper
Jacket Material	PFA, Blue

One Time Minimum Bend Radius	1.5 in [38.1 mm]
------------------------------	------------------



Configuration:

- TRB 3-Lug Jack
- Blunt Cut Genderless
- M17/176-00002

Features:

- Max Frequency 10 MHz
- PFA Jacket
- MIL-STD-1553
- -55°C to +200°C
- 78 ohms

Applications:

- General Purpose
- Laboratory Use
- Vehicle High Temperature
- Data
- MIL-STD-1553

Fairview Microwave
 301 Leora Ln., Suite 100
 Lewisville, TX 75056
 Tel: 1-800-715-4396 / (972) 649-6678
 Fax: (972) 649-6689
www.fairviewmicrowave.com
sales@fairviewmicrowave.com

Connectors

Description	Connector 1	Connector 2
Type	TRB 3-Lug Jack Bayonet	Blunt Cut Genderless Other
Impedance	78 Ohms	
Contact Material & Plating	Bronze, Gold 30 micro inches	
Contact Plating Spec.	ASTM-B-488	
Dielectric Type	Teflon	
Outer Cond Material & Plating	Phosphor Bronze, Gold	
Outer Cond Plating Spec.	30 micro inches	
Body Material & Plating	Brass, Nickel	
Body Plating Spec.	ASTM-B-733	

Environmental Specifications
Temperature

Operating Range -55 to +200 deg C

Compliance Certifications (see [product page](#) for current document)

Plotted and Other Data

Notes:

How to Order

Part Number Configuration: **FM3MSA00447 - xx uu**

cm = Centimeters
<blank> = Inches

Length

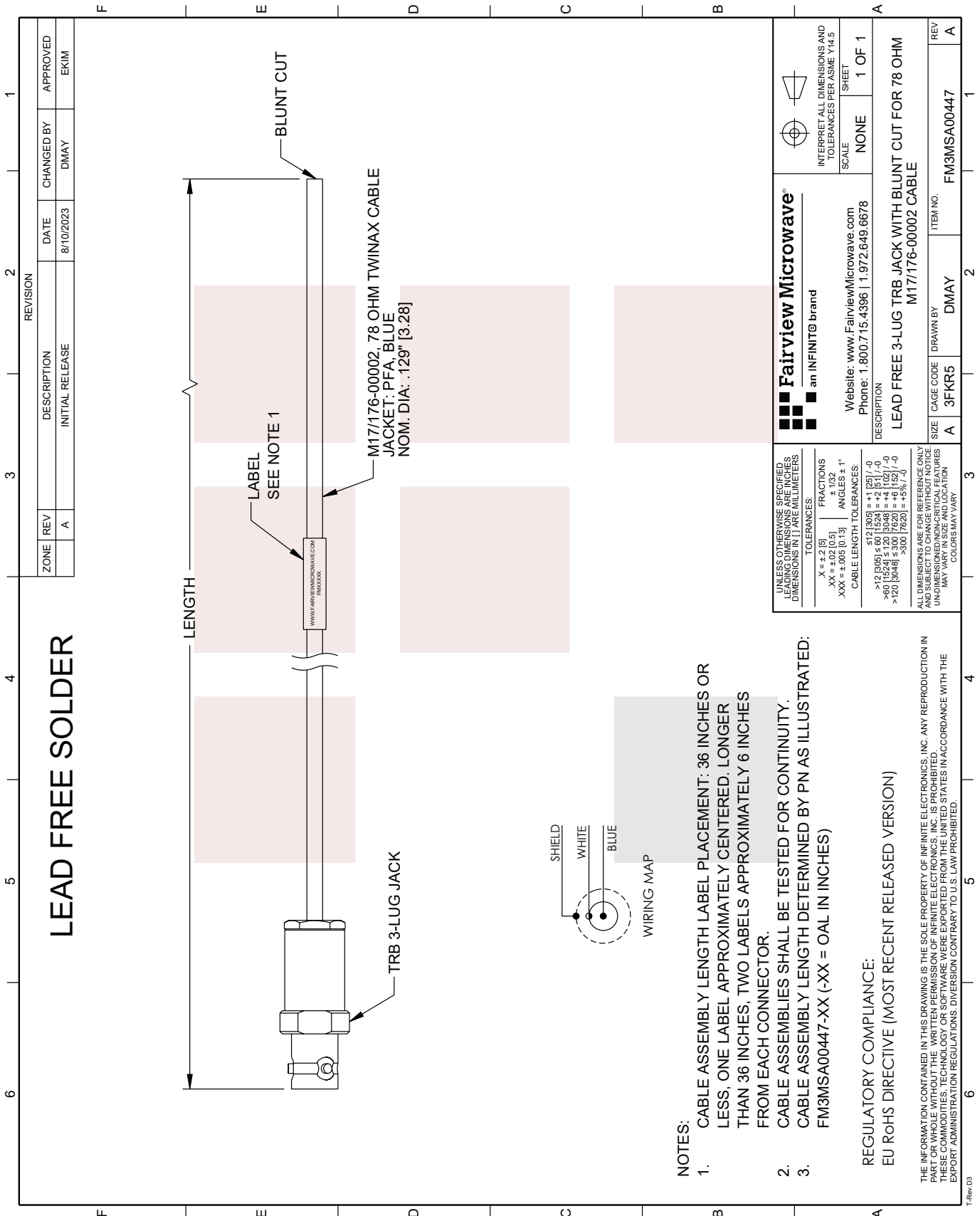
Example: FM3MSA00447-12 = 12 inches long cable
FM3MSA00447-100cm = 100 cm long cable

Lead Free 3-Lug TRB Jack with Blunt Cut for 78 Ohm M17/176-00002, 48" Cable from Fairview Microwave has same day shipment for domestic and International orders. Our RF, microwave and millimeter wave products maintain a 99% availability and are part of the broadest selection in the industry.

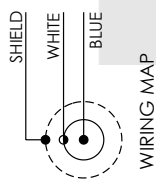
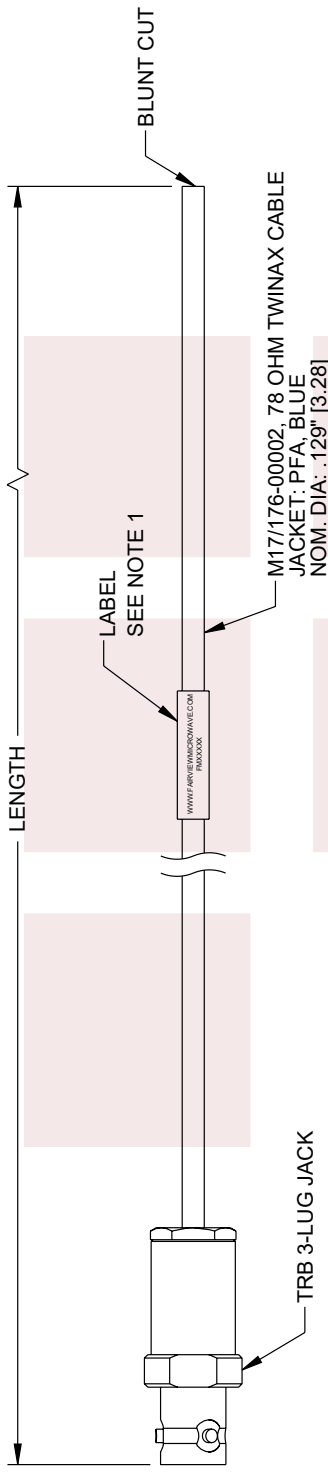
Click the following link to obtain additional part information: [Lead Free 3-Lug TRB Jack with Blunt Cut for 78 Ohm M17/176-00002, 48" Cable FM3MSA00447-48](#)

URL: <https://www.fairviewmicrowave.com/1553-trb-3-lug-jack-to-blunt-cut-genderless-cable-78-ohm-m17-176-00002-coax-in-48-inch-fm3msa00447-48-p.aspx>

The information contained in this document is accurate to the best of our knowledge and representative of the part described herein. It may be necessary to make modifications to the part and/or the documentation of the part, in order to implement improvements. Fairview Microwave reserves the right to make such changes as required. Unless otherwise stated, all specifications are nominal. Fairview Microwave does not make any representation or warranty regarding the suitability of the part described herein for any particular purpose, and Fairview Microwave does not assume any liability arising out of the use of any part or documentation.



LEAD FREE SOLDER



NOTES:

1. CABLE ASSEMBLY LENGTH LABEL PLACEMENT: 36 INCHES OR LESS, ONE LABEL APPROXIMATELY CENTERED. LONGER THAN 36 INCHES, TWO LABELS APPROXIMATELY 6 INCHES FROM EACH CONNECTOR.
2. CABLE ASSEMBLIES SHALL BE TESTED FOR CONTINUITY.
3. CABLE ASSEMBLY LENGTH DETERMINED BY PN AS ILLUSTRATED: FM3MSA00447-XX (-XX = OAL IN INCHES)

REGULATORY COMPLIANCE:
EU RoHS DIRECTIVE (MOST RECENT RELEASED VERSION)

THE INFORMATION CONTAINED IN THIS DRAWING IS THE SOLE PROPERTY OF INFINITE ELECTRONICS, INC. ANY REPRODUCTION IN PART OR WHOLE WITHOUT THE WRITTEN PERMISSION OF INFINITE ELECTRONICS, INC. IS PROHIBITED. THESE COMMODITIES, TECHNOLOGY OR SOFTWARE WERE EXPORTED FROM THE UNITED STATES IN ACCORDANCE WITH THE EXPORT ADMINISTRATION REGULATIONS. DIVERSION CONTRARY TO U.S. LAW PROHIBITED.

<p>Fairview Microwave an INFINIT[®] brand</p> <p>Website: www.FairviewMicrowave.com Phone: 1.800.715.4396 1.972.649.6678</p>	<p>INTERPRET ALL DIMENSIONS AND TOLERANCES PER ASME Y14.5 SHEET</p>
	<p>SCALE: NONE</p> <p>SHEET: 1 OF 1</p>
<p>DESCRIPTION: LEAD FREE 3-LUG TRB JACK WITH BLUNT CUT FOR 78 OHM M17/176-00002 CABLE</p>	
<p>SIZE: A</p> <p>CAGE CODE: 3FKR5</p> <p>DRAWN BY: DMAY</p> <p>ITEM NO.: FM3MSA00447</p>	<p>REV: A</p>

UNLESS OTHERWISE SPECIFIED, LEADING DIMENSIONS ARE IN INCHES. DIMENSIONS IN [] ARE IN MILLIMETERS.

TOLERANCES:

X = ±.2 [5]	FRACTIONS ± 1/32
.XX = ±.02 [0.5]	ANGLES ± 1°
.XXX = ±.005 [0.13]	

CABLE LENGTH TOLERANCES:

≤ 12 [305]	±.1 [25]
> 12 [305] ≤ 60 [1524]	±.2 [51]
> 60 [1524] ≤ 300 [7620]	±.4 [102]
> 300 [7620] ≤ 600 [15240]	±.6 [152]
> 600 [15240] ≤ 3000 [76200]	±.8 [203]
> 3000 [76200]	±1.0 [254]

ALL DIMENSIONS ARE FOR REFERENCE ONLY AND SUBJECT TO CHANGE WITHOUT NOTICE. UNDIMENSIONED NON-CRITICAL FEATURES MAY VARY IN SIZE AND LOCATION. COLORS MAY VARY.