

WR-284 Standard Gain Horn with 10 dBi gain, N Female Connector, with Pre-Installed L Mount



FM2WAN284-10NF

Features

- 2.6 GHz to 3.95 GHz
- WR-284 Waveguide Band
- 10 dBi Nominal Gain
- N Female Connector
- Pre-Installed L Mount

Applications

- Antenna Measurements
- Wireless Communication
- Laboratory Use
- Microwave Radio Systems
- Radome Testing
- Automotive Antenna Test Solutions
- Radar Cross Section
- Satellite Antenna Testing

Description

The FM2WAN284-10NF standard gain horn antenna (also known as waveguide horn) from Fairview Microwave is part of our comprehensive selection of waveguide antennas. This standard gain horn is mated with a WR-284 to N female waveguide to coaxial adapter and operates from 2.6 GHz to 3.95 GHz.

Our FM2WAN284-10NF standard gain horn antenna with pre-installed L mount has a nominal gain of 10 dBi with a Horizontal and Vertical HPBW (Half Power Beam Width) of 52.1 dB and 51.6 dB respectively. Fairview Microwave's N female to WR-284 standard gain horns are available in 10, 15 and 20 dBi models with pyramidal shape and connectorized input.

Waveguide antennas, such as the FM2WAN284-10NF are used in a wide variety of applications due to the high-power handling capability, low loss, high directivity, and near constant electrical performance. Our WR-284 waveguide antennas with N female interface is part of over 40,000 RF, microwave and millimeter wave components from Fairview Microwave available worldwide and ship same day.

Configuration

Design	WR-284
Coaxial Interface	N Female

Electrical Specifications

Description	Minimum	Typical	Maximum	Units
Frequency Range	2.6		3.95	GHz
Gain		10		
Horizontal Half Power Beam Width		52.1		Degrees
Vertical Half Power Beam Width		51.6		
Waveguide to Coaxial Adapter				
VSWR			1.3:1	

Mechanical Specifications

Size	
Length	10.62 in [269.75 mm]
Width	5.71 in [145.03 mm]
Height	7.26 in [184.4 mm]
Weight	4.58 lbs [2.08 kg]

WR-284 Standard Gain Horn with 10 dBi gain, N Female Connector, with Pre-Installed L Mount



FM2WAN284-10NF

RF Connector

Type N Female

Waveguide Interface

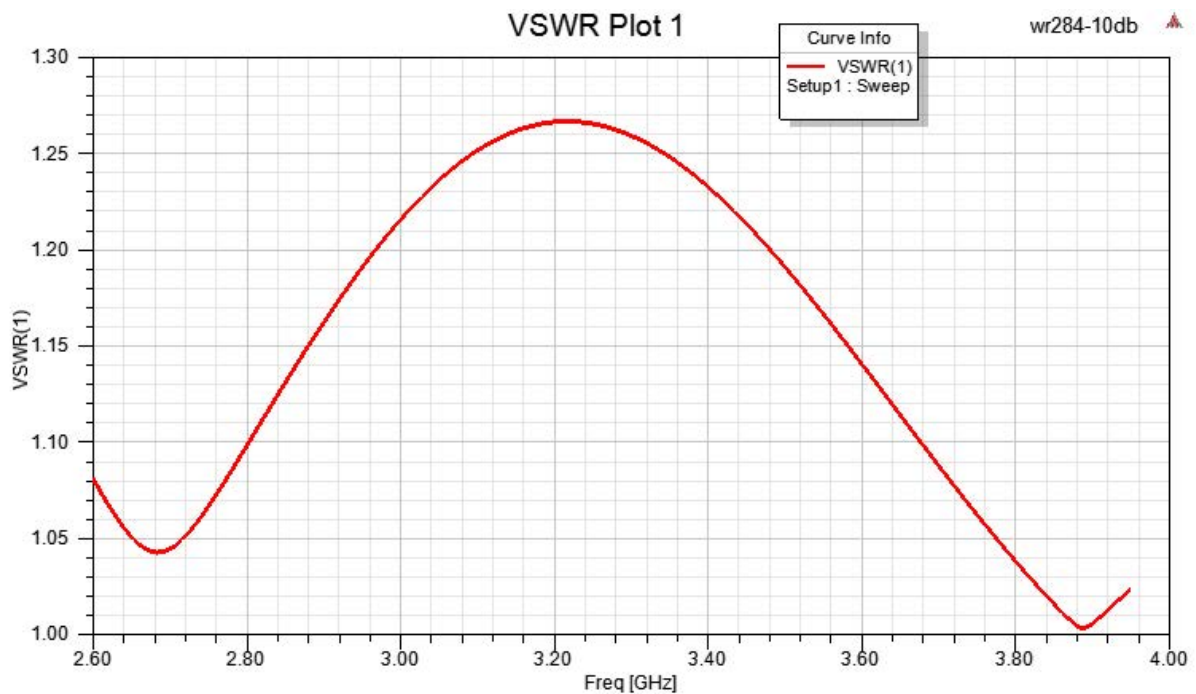
Waveguide Size WR-284

Compliance Certifications (see [product page](#) for current document)

Plotted and Other Data

Notes:

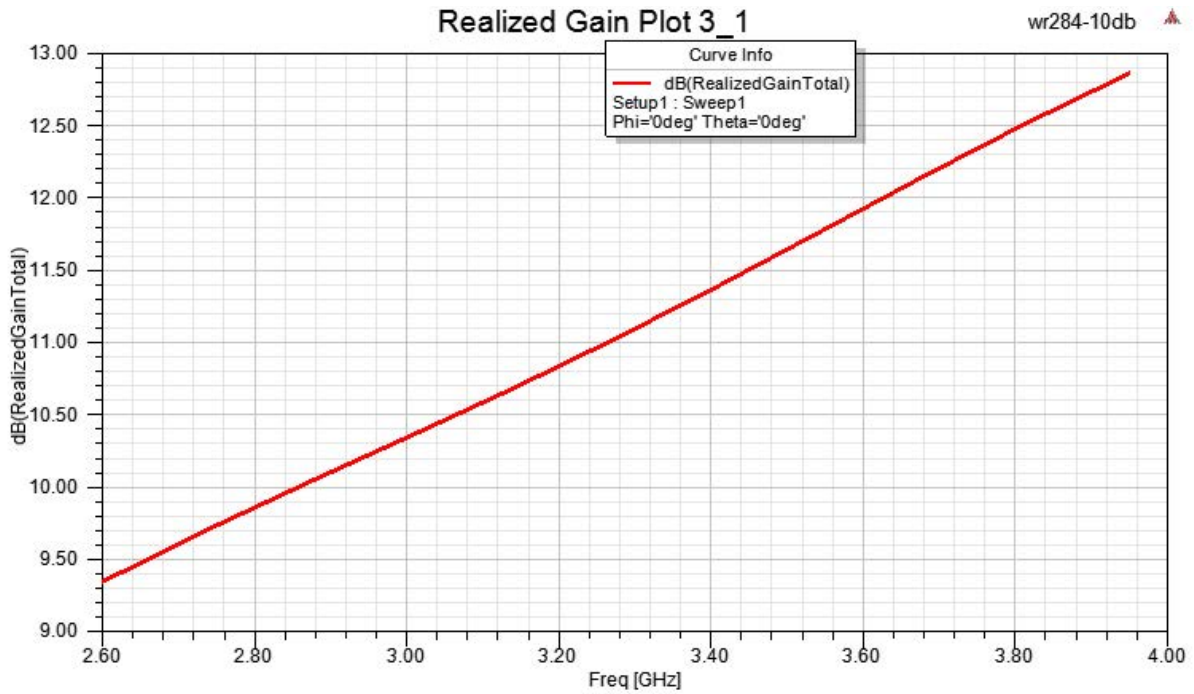
Typical Performance Data



WR-284 Standard Gain Horn with 10 dBi gain, N
Female Connector, with Pre-Installed L Mount



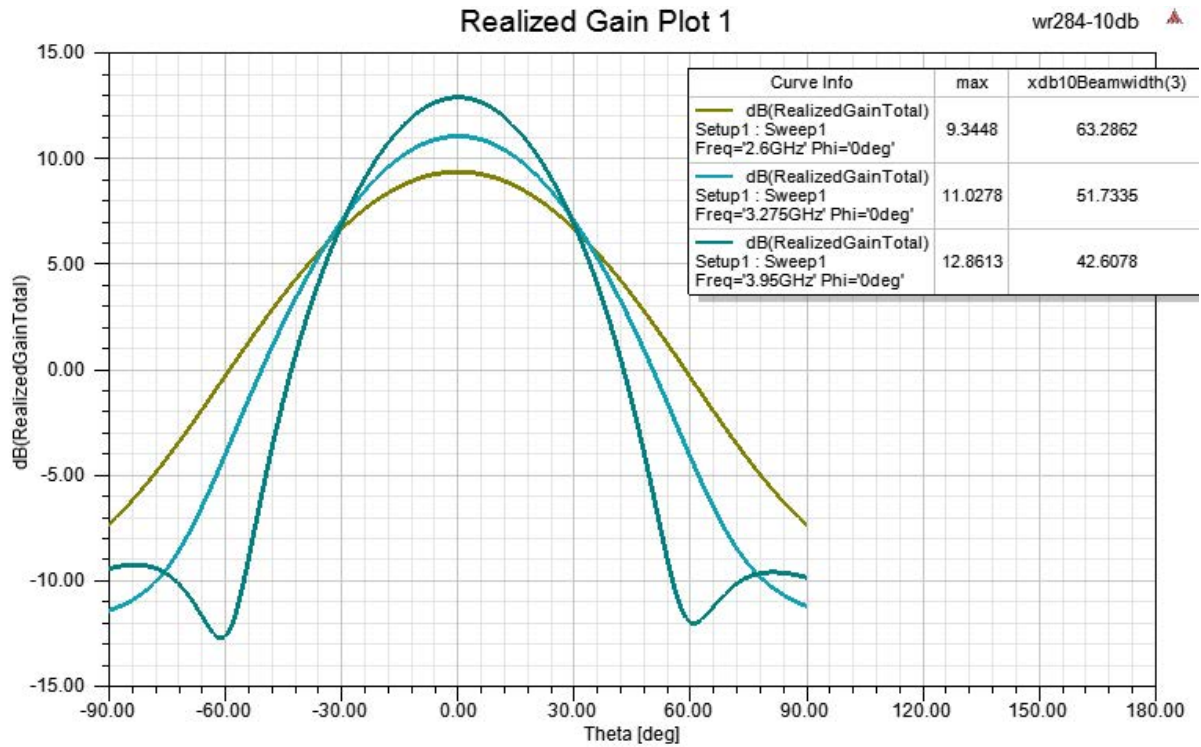
FM2WAN284-10NF



WR-284 Standard Gain Horn with 10 dBi gain, N
Female Connector, with Pre-Installed L Mount



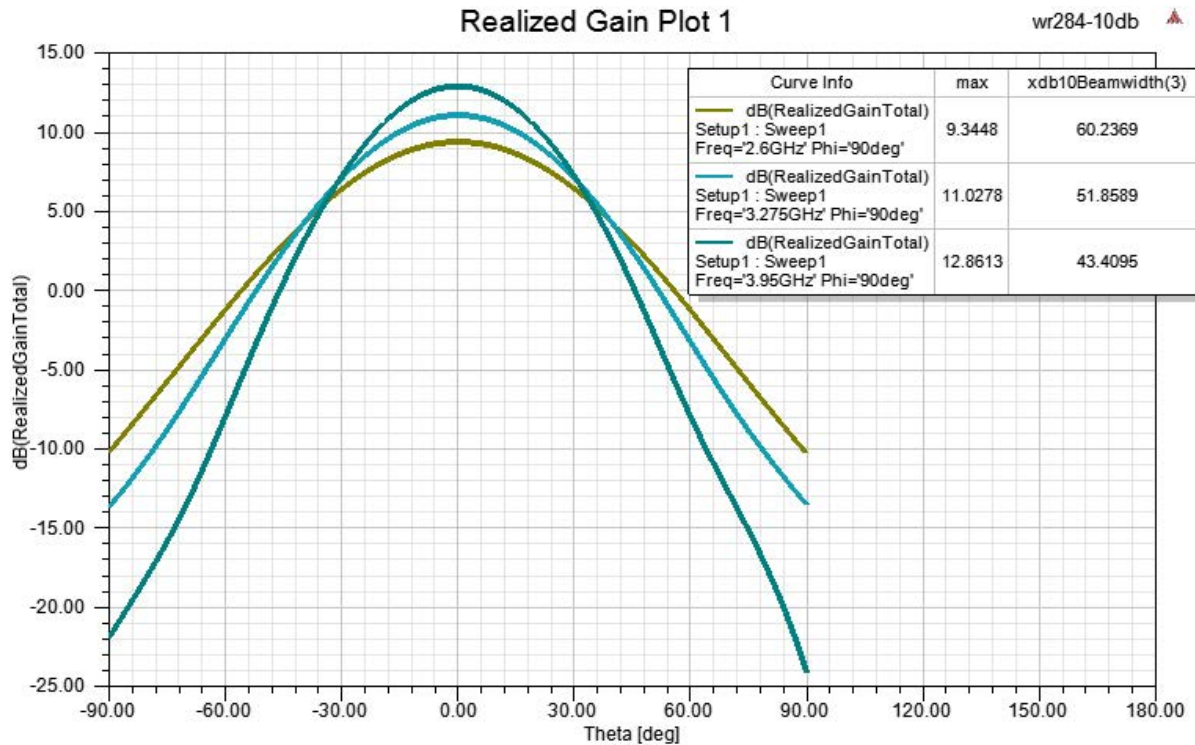
FM2WAN284-10NF



WR-284 Standard Gain Horn with 10 dBi gain, N Female Connector, with Pre-Installed L Mount



FM2WAN284-10NF



WR-284 Standard Gain Horn with 10 dBi gain, N Female Connector, with Pre-Installed L Mount from Fairview Microwave is in-stock and available to ship same-day. All of our RF/microwave products are available off-the-shelf from our ISO 9001:2008 certified facilities in Lewisville, Texas. Fairview Microwave is RF on-demand.

For additional information on this product, please click the following link: [WR-284 Standard Gain Horn with 10 dBi gain, N Female Connector, with Pre-Installed L Mount FM2WAN284-10NF](https://www.fairviewmicrowave.com/wr-284-standard-gain-horn-10-dbi-n-fm2wan284-10nf-p.aspx)

URL: <https://www.fairviewmicrowave.com/wr-284-standard-gain-horn-10-dbi-n-fm2wan284-10nf-p.aspx>

The information contained within this document is accurate to the best of our knowledge and representative of the part described herein. It may be necessary to make modifications to the part and/or the documentation of the part in order to impliment improvements. Fairview Microwave reserves the right to make such changes as required. Unless otherwise stated, all specifications are nominal. Fairview Microwave does not make any representation or warranty regarding the suitability of the part described herein for any particular purpose, and Fairview Microwave does not assume liability arising out of the use of any part or document.

FM2WAN284-10NF CAD Drawing

WR-284 Standard Gain Horn with 10 dBi gain, N Female Connector, with Pre-Installed L Mount

